



DATE: December 12, 2018

Joliet Junior College
1215 Houbolt Road
Joliet, IL 60431

TO: Prospective Respondents
SUBJECT: Addendum No. 1
PROJECT NAME: Food Services Operation
JJC PROJECT NO.: R18017

This Addendum forms a part of the Bidding and Contract Documents and modifies the original bidding document as posted on the JJC website. Acknowledge receipt of this addendum as specified at the end of this addendum. FAILURE TO DO SO MAY SUBJECT BIDDER TO DISQUALIFICATION.

Additional Information:

Attachment A, as mentioned within the RFP document, is attached to this addendum.

End of Addendum #1



DATE: December 12, 2018

Joliet Junior College
1215 Houbolt Road
Joliet, IL 60431

TO: Prospective Respondents
SUBJECT: Addendum No. 1
PROJECT NAME: Food Services Operation
JJC PROJECT NO.: R18017

Please acknowledge receipt of these addenda by including this page with your proposal. Include your company name, printed name, title, and signature in your acknowledgement below. Failure to do so could result in disqualification of your bid.

Issued by:

Janice Reedus
Director of Business & Auxiliary Services
Joliet Junior College
815.280.6643

I acknowledge receipt of Addendum #1.

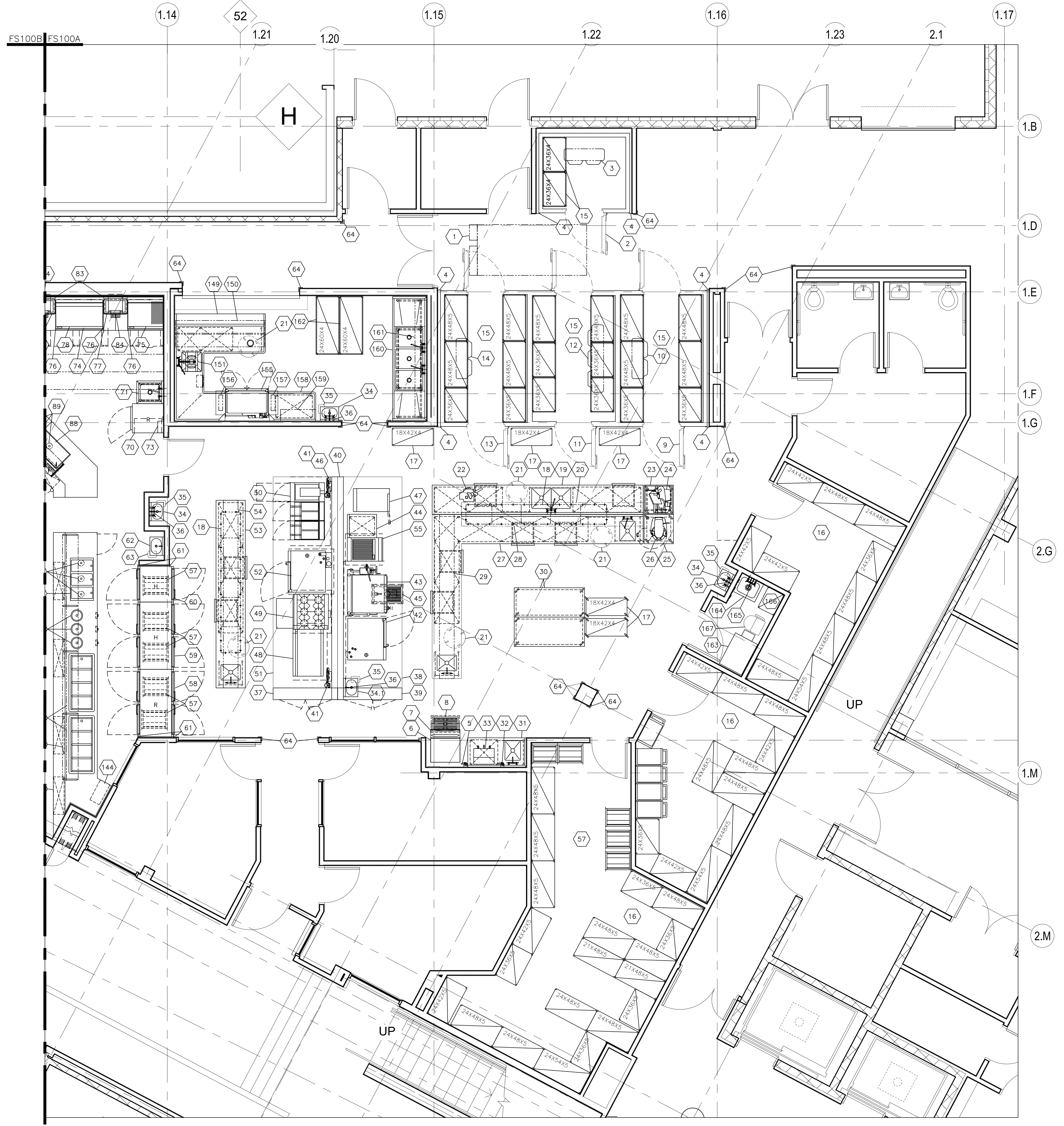
Company Name

Printed Name

Title

Signature

EQUIPMENT SCHEDULE			
Item No	Qty	Equipment Category	Equipment Remarks
1	1	Remote Rack Refrigeration	
2	1	Walk-in Beverage Cooler	8'-6" Exterior Height
3	1	Evaporator Coil, Beverage Cooler	
4	Lot	Aluminum Trim	Custom
5	1	Filter System, Icemaker	
6	1	Ice Maker	
7	1	Bin, Ice	
8	1	Floor Trough	
9	1	Walk-in Cooler	10'-0" Exterior Height
10	1	Evaporator Coil, Cooler	
11	1	Walk-in Freezer	10'-0" Exterior Height
12	1	Evaporator Coil, Freezer	
13	1	Walk-in Cooler	10'-0" Exterior Height
14	1	Evaporator Coil, Cooler	
15	Lot	Shelving, Plastic, Louvered	
16	Lot	Shelving, Wire	
17	Lot	Shelving, Wire	Mobile
18	2	Pot Rack, Ceiling Mount	Custom
19	1	Work Table with Sinks	Custom
20	1	Over Shelf	Custom
21	Lot	Brute Container	Mobile
22	1	Cutter/Mixer, Vertical & Veg. Prep.	
23	1	Stand, Equipment	Mobile
24	1	Slicer, Food	
25	1	Stand, Equipment w/ Utensil Rack	Mobile
26	1	Mixer	
27	1	Work Table with Sinks	Custom
28	1	Over Shelf	Custom
29	1	Double Over Shelf	Custom
30	2	Table, Work	Mobile
31	1	Work Table	Custom
32	1	Filter System, Coffee Maker	
33	1	Coffee Maker, Insulated Server	By Vendor
34	3	Sink, Hand, Wall Mount	
34.1	1	Sink, Hand, Wall Mount	
35	4	Wastebasket	
36	4	Faucet, Service Sink	
37	1	Hood Control System	
38	1	Exhaust Hood	
39	1	Fire Protection System	
40	1	Utility Distribution System	
41	2	Filter System, Steamer	
42	1	Oven-Steamer, Combination	
43	1	Tilt Skillet	
44	1	Work Table	Custom
45	1	Floor Trough	
46	1	Filter System, Steamer	
47	1	Steamer, Convection	
48	1	Griddle, Gas	
49	1	Range with Convection Oven	
50	2	Fryer, Deep Fat, Gas w/Filter	
51	1	Exhaust Hood	
52	1	Oven-Steamer, Combination	
53	1	Work Table with Sink	Custom
54	1	Over Shelf	Custom
55	1	Broiler, Gas	
56	-	Spare Number	
57	Lot	Rack, Utility	
58	1	Refrigerator, Roll-Thru	
59	1	Cabinet, Heated, Roll-Thru	
60	1	Cabinet, Heated, Roll-Thru	
61	Lot	Stainless Steel Trim	Custom
62	1	Sink, Hand, Wall Mount	
63	1	Wastebasket	
64	Lot	Stainless Steel Corner Guard	Custom
70	1	Refrigerator, Reach-In	
71	1	Sink, Scullery, 1 Compartment	
73	1	Fire Protection System	
74	1	Low Height Refrigerator	
75	1	Griddle, Gas	
76	Lot	Stainless Steel Splash Guard	Custom
77	1	Drop-In, Cold Pan	
78	1	Griddle, Gas	
83	2	Shelf, Microwave	
84	1	Toaster, Conveyor	
144	Lot	Slim Jim Waste Container	
149	1	Soiled Dishtable	Custom
150	1	Glass Rack Shelf	Custom
151	1	Disposer, Garbage	
152	-	Spare Number	
153	-	Spare Number	
154	-	Spare Number	
155	1	Warewasher	
156	1	Vent Duct	Custom
157	1	Vent Duct	Custom
158	1	Clean Dishtable	Custom
159	1	Shelf, Wall Mount	
160	1	Sink, Scullery, 3 Compartments	Custom
161	1	Shelf w/ Pot Rack, Wall Mount	
162	2	Shelving, Plastic, Louvered	
163	1	Spray System, Portable	
164	1	Sink, Mop w/ Mop Hanger	
165	1	Faucet, Service Sink	
166	1	Shelving, Wire	
167	1	Mop Bucket Wringer	



1 FOODSERVICE EQUIPMENT PLAN - KITCHEN
SCALE: 1/4" = 1'-0"

THIS DRAWING, SPECIFICATIONS AND SUPPLEMENTARY MATERIAL ARE THE PROPERTY OF EDWARD DON & COMPANY (WEATHER THE WORK FOR WHICH THEY ARE MADE BE EXECUTED OR NOT) AND ARE NOT TO BE USED ON ANY WORK IN WHOLE OR IN PART WITHOUT THE WRITTEN AGREEMENT WITH EDWARD DON & COMPANY. THIS DRAWING IS NOT ARCHITECTURAL, INTERIOR DESIGN OR ENGINEERING DESIGNS, SPECIFICATIONS AND/OR LAYOUTS, AND THEY ARE NOT TO BE USED FOR CONSTRUCTION UNLESS REVIEWED BY A LICENSED ARCHITECT OR ENGINEER.

FOODSERVICE EQUIPMENT LAYOUT
FOR
JULIET JR. COLLEGE
JULIET, IL

Edward Don & Company
FOODSERVICE EQUIPMENT DIVISION
2500 S. HALEM AVE., NORTH BROMFIELD, IL 60546
TEL: (312) 888-8755 FAX: (312) 888-8755

DRAWING DESCRIPTION
FOODSERVICE EQUIPMENT PLAN

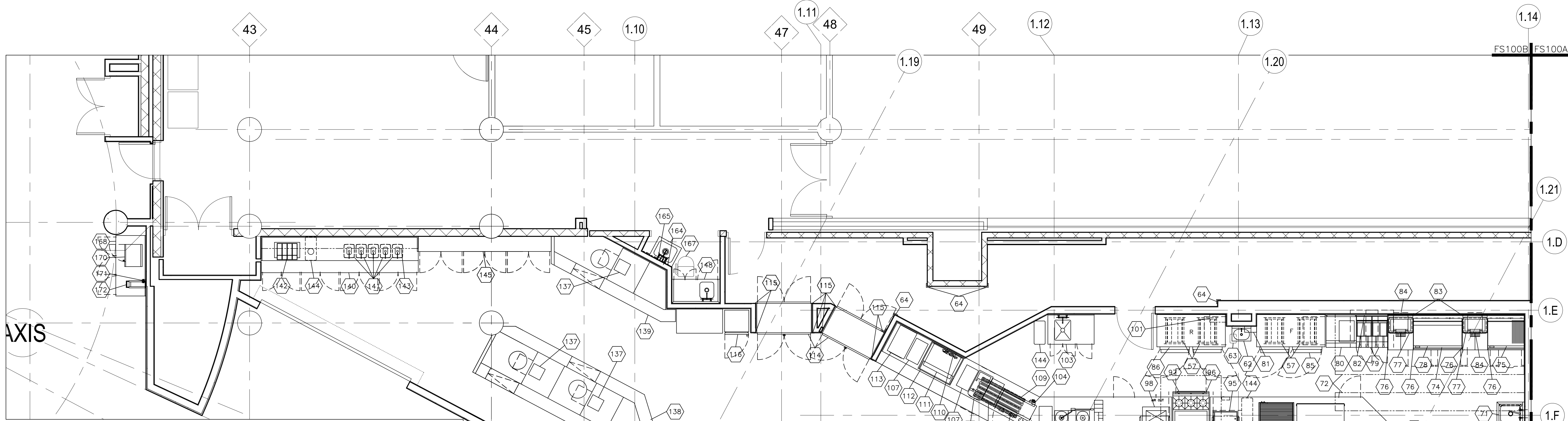
DATE	MO	DAY	YE	
01	05	10		
REVISED	NO.	MO	DAY	YE

DRAWN BY:
E. DERKACH
APPROVED BY:
P. RIVERA
SUBMITTED BY:
P. RIVERA

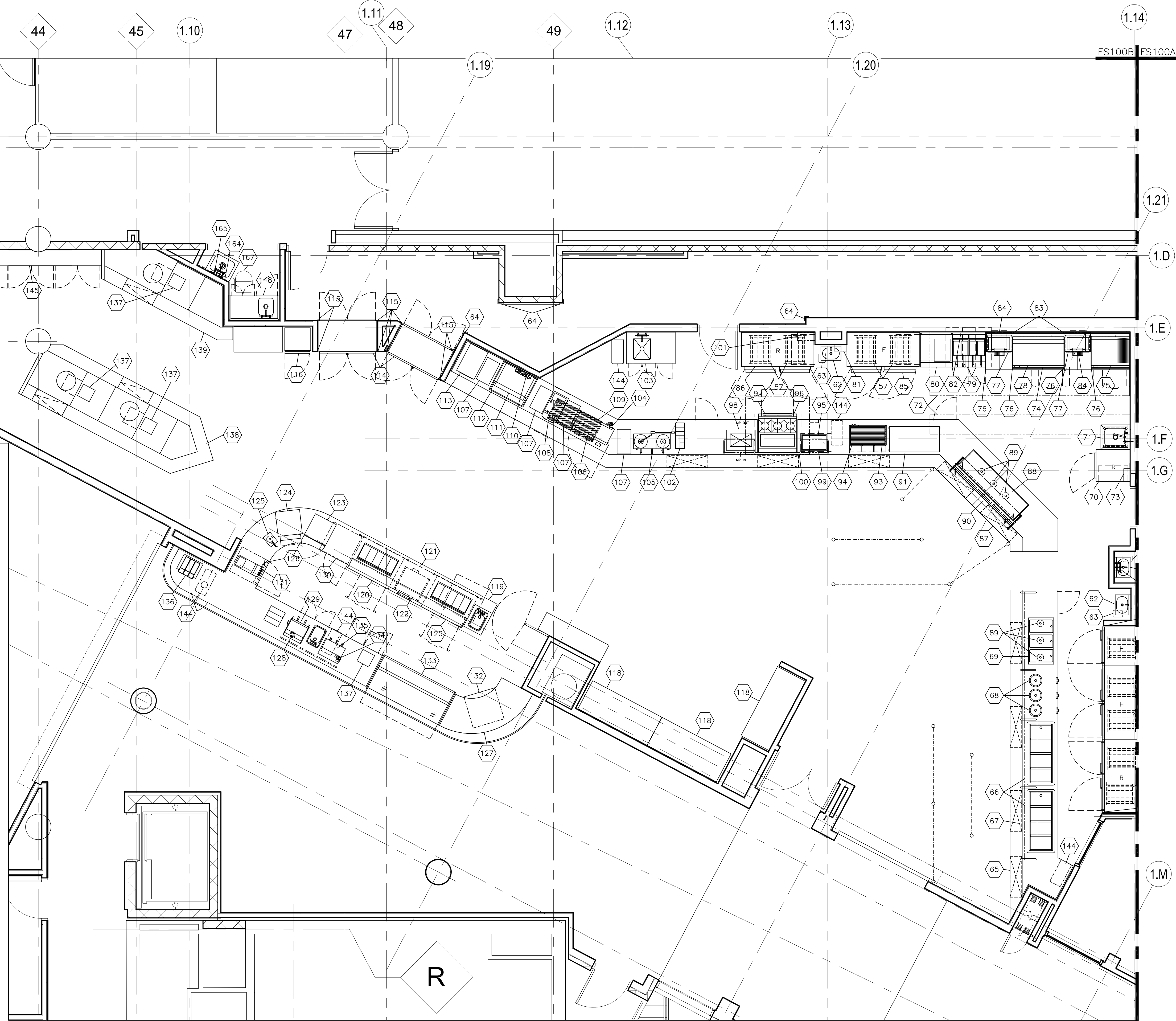
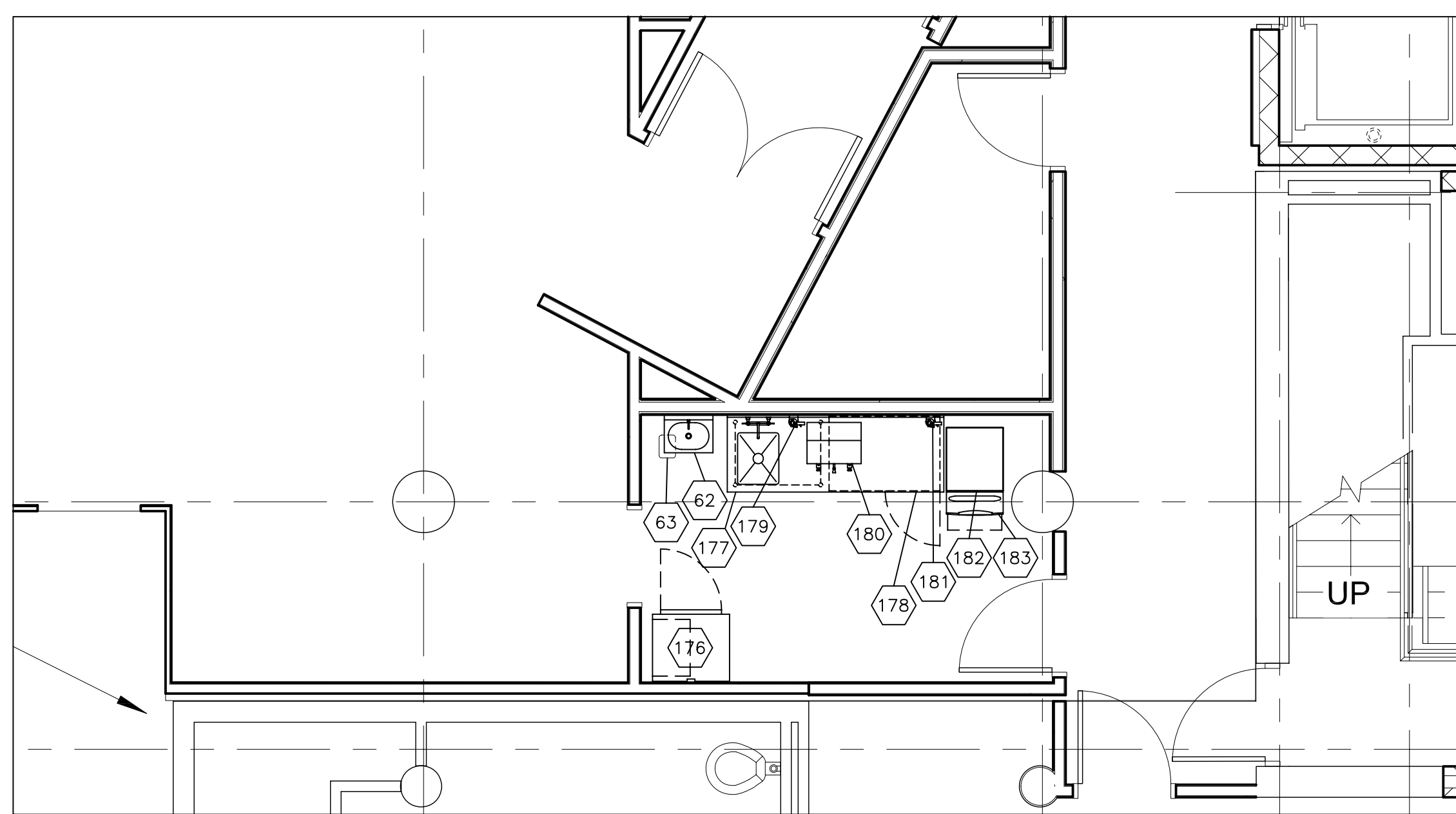
SCALE:
1/4" = 1'-0"

SHEET:

FS-100A
DRAWING NO:
10-0101



3 FOODSERVICE EQUIPMENT PLAN - MULTI-PURPOSE ROOM
SCALE: 1/4" = 1'-0"



2 FOODSERVICE EQUIPMENT PLAN - SERVERY
SCALE: 1/4" = 1'-0"

EQUIPMENT SCHEDULE

Item No	Qty	Equipment Category	Equipment Remarks
57	Lot	Rack, Utility	
62	3	Sink, Hand, Wall Mount	
63	3	Wastebasket	
64	Lot	Stainless Steel Corner Guard	Custom
65	1	Cafeteria Counter	Custom Millwork
66	2	Drop-In, Cold Pan	
67	1	Sneeze Guard	Custom
68	3	Drop-In, Hot Well	
69	1	Drop-In, Heated Shelf	
70	1	Refrigerator, Reach-In	
71	1	Sink, Scullery, 1 Compartment	
72	1	Exhaust Hood	
73	1	Fire Protection System	
74	1	Low Height Refrigerator	
75	1	Griddle, Gas	
76	4	Stainless Steel Splash Guard	Custom
77	2	Drop-In, Cold Pan	
78	1	Griddle, Gas	
79	2	Fryer, Deep Fat w/ (1) Filter System	
80	1	Fryer Bagging Station	
81	1	Hood Control System	
82	1	Stainless Steel Wall Flashing	Custom
83	2	Shelf, Microwave	
84	2	Toaster, Conveyor	
85	1	Freezer, Roll-In	
86	1	Refrigerator, Roll-In	
87	1	Cafeteria Counter	Custom Millwork
88	1	Drop-In, Heated Shelf	
89	6	Heat Lamp, Decorative	
90	1	Sneeze Guard	Custom
91	1	Display Case, Heated	

EQUIPMENT SCHEDULE

Item No	Qty	Equipment Category	Equipment Remarks
92	-	Spare Number	
93	1	Bun Cabinet	
94	1	Hot Dog Grill	
95	1	Drop-In, Hot Well	
96	1	Open Burners/Refrigerated Rail	
97	1	Refrigerator, Shorty	
98	1	Drop-In, Cold Pan	
99	1	Sneeze Guard	Custom
100	1	Exhaust Hood	
101	1	Fire Protection System	
102	1	Countertop Cup & Lid Dispenser	
103	1	Cafeteria Counter w/ Work Sink	Custom
104	1	Filter System, Coffee Maker	
105	1	Coffee Urn, Automatic	By Vendor
106	1	Dispenser, Milk	Existing, Relocate
107	4	Countertop Cup & Lid Dispenser	
108	1	Dispenser, Beverage/Non-Carbonated	By Vendor
109	1	Rack, Syrup Tank & Bag-N-Box	By Vendor
110	1	Filter System, Icemaker	
111	1	Ice Maker	By Vendor
112	1	Dispenser, Ice/Beverage	By Vendor
113	1	Dispenser, Frozen Beverage	By Vendor
114	2	Display Case, Refrigerated	
115	Lot	Stainless Steel Trim	Custom
116	1	Display Case, Frozen	By Vendor
117	-	Spare Number	
118	3	Air Screen Refrigerated Wall Case	
119	1	Cafeteria Counter w/ Sinks	Custom Millwork

EQUIPMENT SCHEDULE

Item No	Qty	Equipment Category	Equipment Remarks
120	2	Refrigerated Counter Prep Station	
121	1	Sneeze Guard	Custom
122	1	Oven, Rapid Cook	
123	1	Hot Pretzel Display Case	By Vendor
124	1	Nacho Chips Warmer	By Vendor
125	1	Dispenser, Heated Pump	By Vendor
126	1	Cabinet, Mobile, Warming & Holding	
127	1	Cafeteria Counter	Custom Millwork
128	1	Filter w/ Softening Cartridge	
129	1	Espresso Machine	
130	1	Refrigerator, Undercounter	
131	1	Dispenser, Juice	By Vendor
132	1	Cabinet, Holding/Proofing	
133	1	Bakery Lift-Up Glass Combi Case	
134	1	Filter System, Coffee Maker	
135	1	Coffee Maker, Insulated Server	By Vendor
136	1	Versa Organizer	
137	4	P.O.S. System	By Others
138	1	Cashier Counter	Custom Millwork
139	1	Cashier Counter	Custom Millwork
140	1	Cafeteria Counter	Custom Millwork
141	5	Remote Pumping Dispenser	

EQUIPMENT SCHEDULE

Item No	Qty	Equipment Category	Equipment Remarks
142	1	Versa Organizer	
143	1	Shelf, Wall Mount	Custom
144	Lot	Stim Jim Waste Container	
145	1	Storage Cabinet	Custom Millwork
146	-	Spare Number	
147	-	Spare Number	
148	1	Work Table w/ Sink	Custom
164	1	Sink, Mop w/ Mop Hanger	
165	1	Faucet, Service Sink	
167	1	Mop Bucket Wringer	
168	1	Cafeteria Counter	Custom Millwork
169	-	Spare Number	
170	1	Oven, Microwave	
171	1	Filter, Drinking Water	
172	1	Water Valve	
173	-	Spare Number	
174	-	Spare Number	
175	-	Spare Number	
176	1	Refrigerator, Reach-In	
177	1	Work Table	Custom
178	1	Freezer, Worktop	
179	1	Filter System, Coffee Maker	

EQUIPMENT SCHEDULE

Item No	Qty	Equipment Category	Equipment Remarks
180	1	Coffee Maker, Insulated Server	By Vendor
181	1	Filter System, Icemaker	
182	1	Ice Maker	
183	1	Bin, Ice	

THIS DRAWING, SPECIFICATIONS AND SUPPLEMENTARY MATERIAL ARE THE PROPERTY OF EDWARD DON & COMPANY (WEATHER THE WORK FOR WHICH THEY ARE MADE OR IN PART EXECUTED OR NOT) AND ARE NOT TO BE USED ON ANY WORK IN WHOLE OR IN PART WITHOUT THE WRITTEN AGREEMENT WITH EDWARD DON & COMPANY. ANY REUSE OF THIS DRAWING FOR ANY OTHER PROJECT WITHOUT THE WRITTEN AGREEMENT WITH EDWARD DON & COMPANY IS STRICTLY PROHIBITED. IN THE EVENT OF CONFLICT BETWEEN THIS DRAWING AND/OR LAYOUTS, AND THEY ARE NOT TO BE USED FOR CONSTRUCTION UNLESS REVIEWED BY A LICENSED ARCHITECT OR ENGINEER.

NOTE:

FOODSERVICE EQUIPMENT LAYOUT
FOR
JULIET JR. COLLEGE
JULIET, IL

Edward Don & Company
FOODSERVICE EQUIPMENT DIVISION
2500 S. HARKER AVE., NORTH RIVERVIEW, IL 60546
TEL: (312) 888-8200 FAX: (312) 888-8205

DRAWING DESCRIPTION
FOODSERVICE EQUIPMENT PLAN

DATE	MO	DAY	YEAR
01	05	10	
REVISED	NO.	DESCRIPTION	

DRAWN BY:
E. DERKACH
APPROVED BY:
P. RIVERA
SUBMITTED BY:
P. RIVERA

SCALE:
1/4" = 1'-0"

SHEET:

FS-100B
DRAWING NO:
10-0101

Item No.	Qty	Equipment Category	amps	KW	HP	Volts	Phase	Plug	AFF	Remarks
1	1	Remote Rack Refrigeration	44.7A			460	3	X		E.C. TO ARCHITECT TO LOCATE UNIT ON ROOF, E.C. TO VERIFY. PLEASE REFER TO SHOP DRAWING FOR ADDITIONAL INFORMATION
2	1	Walk-In Beverage Cooler	8.0			120	1	X		E.C. TO WIRE FROM JB TO EQUIPMENT MOUNTED JB, SEE NOTE BELOW
3	1	Evaporator Coil, Beverage Cooler	2.1			115	1	X		E.C. TO WIRE FROM JB TO EQUIPMENT MOUNTED JB, SEE NOTE BELOW
6	1	Ice Maker	20.0		3/4	115	1	X		E.C. TO WIRE FROM JB TO EQUIPMENT MOUNTED JB, SEE NOTE BELOW
9	1	Walk-In Cooler	8.0			120	1	X		E.C. TO WIRE FROM JB TO EQUIPMENT MOUNTED JB, SEE NOTE BELOW
10	1	Evaporator Coil, Cooler	2.1			115	1	X		E.C. TO WIRE FROM JB TO EQUIPMENT MOUNTED JB, SEE NOTE BELOW
11	1	Walk-In Freezer	8.0			120	1	X		E.C. TO WIRE FROM JB TO EQUIPMENT MOUNTED JB, SEE NOTE BELOW
12	1	Evaporator Coil, Freezer	11.7			208	1	X		E.C. TO WIRE FROM JB TO EQUIPMENT MOUNTED JB, SEE NOTE BELOW
13	1	Walk-In Cooler	8.0			120	1	X		E.C. TO WIRE FROM JB TO EQUIPMENT MOUNTED JB, SEE NOTE BELOW
14	1	Evaporator Coil, Cooler	2.1			115	1	X		E.C. TO WIRE FROM JB TO EQUIPMENT MOUNTED JB, SEE NOTE BELOW
19	2	Work Table with Sinks							X	Two Common Point of Connection
22	1	Cutter/Mixer, Vertical & Veg. Prep.	15.0	3.0		120	1	X		Unit Supplied w/ NEMA 5-15P Cord & Plug - From Item 19
24	1	Slicer, Food	7.0	1/2		120	1	X		Unit Supplied w/ NEMA 5-15P Cord & Plug - From Item 19
26	1	Mixer	10.0	1/2		115	1	X		Unit Supplied w/ NEMA 5-15P Cord & Plug - From Item 19
27	6	Work Table with Sinks	20.0			120	1	X		E.C. TO SUPPLY NEMA 5-20R Duplex Receptacle - From Item 19
31	1	Work Table	20.0			120	1	X		E.C. TO SUPPLY NEMA 5-20R Duplex Receptacle
33	1	Coffee Maker, Server - by Vendor	19.5	6.9		120/208	3	X		E.C. TO VERIFY REQUIREMENTS WITH VENDOR
34	3	Faucet, Electric	2.0			120	1	X		Unit Supplied w/ NEMA 5-15P Cord & Plug
34.1	1	Faucet, Electric	2.0			120	1	X		Unit Supplied w/ NEMA 5-15P Cord & Plug - From Item 40
38	1	Exhaust Hood							X	E.C. TO SUPPLY OPEN CONDUIT HOOD ELECTRICAL LOCATE E.C. TO VERIFY REQUIREMENTS w/ HVAC CONTRACTOR
40	1	Utility Distribution System	50.0			120/208	3	X		E.C. TO WIRE FROM JB TO EQUIPMENT MOUNTED JB
42	1	Oven-Steamer, Combination		1.1		120	1	X		Unit Supplied w/ NEMA 5-15P Cord & Plug - From Item 40
43	1	Tilt Skillet	1.4			120	1	X		Unit Supplied w/ NEMA 5-15P Cord & Plug - From Item 40
44	1	Work Table	20.0			120	1	X		E.C. TO SUPPLY NEMA 5-20R Duplex Receptacle - From Item 40
47	1	Steamer, Convection	5.0			120	1	X		Direct Connection - From Item 40
49	1	Range with Convection Oven	4.0			120	1	X		Unit Supplied w/ NEMA 5-15P Cord & Plug - From Item 40
50	2	Fryer, Deep Fat, Gas w/Filter	2.0			120	1	X		Unit Supplied w/ NEMA 5-15P Cord & Plug - From Item 40
	2	Filter	8.0		1/3	120	1	X		Unit Supplied w/ NEMA 5-15P Cord & Plug - From Item 40
	1	Heat Lamp	4.0			120	1	X		Unit Supplied w/ NEMA 5-15P Cord & Plug - From Item 40
51	1	Exhaust Hood							X	E.C. TO SUPPLY OPEN CONDUIT HOOD ELECTRICAL LOCATE E.C. TO VERIFY REQUIREMENTS w/ HVAC CONTRACTOR
52	1	Oven-Steamer, Combination		0.4		120	1	X		Unit Supplied w/ NEMA 5-15P Cord & Plug - From Item 40
	1	Oven-Steamer, Combination		0.6		120	1	X		Unit Supplied w/ NEMA 5-15P Cord & Plug - From Item 40
53	4	Work Table with Sink	15.0A			120	X			Common Connection, E.C. Supply NEMA 5-20R Duplex Receptacle
58	1	Refrigerator, Roll-Thru	12.6	1/2		115	1	X		Unit Supplied w/ NEMA 5-15P Cord & Plug
59	1	Cabinet, Heated, Roll-Thru	12.5	3.0		208/240	1	X		E.C. TO WIRE FROM JB TO EQUIPMENT MOUNTED JB
60	1	Cabinet, Heated, Roll-Thru	6.3	1.5		208/240	1	X		E.C. TO WIRE FROM JB TO EQUIPMENT MOUNTED JB
61	1	Faucet, Electric	2.0			120	1	X		Unit Supplied w/ NEMA 5-15P Cord & Plug
62	1	Cafeteria Counter							X	One Common Point of Connection - to Circuit Breaker
66	2	Drop-In, Cold Pan	1.5			115	1	X		Unit Supplied w/ NEMA 5-15P Cord & Plug - From Item 65
67	1	Sneeze Guard	8.4	1.0		120	1	X		Direct Connection - From Item 65
68	3	Drop-In, Hot Well	4.2	0.5		120	1	X		Direct Connection - From Item 65
69	1	Drop-In, Heated Shelf		1.0		120	1	X		Unit Supplied w/ NEMA 5-15P Cord & Plug - From Item 65
70	1	Refrigerator, Reach-In	5.5		1/3	115	1	X		Unit Supplied w/ NEMA 5-15P Cord & Plug
74	1	Low Height Refrigerator	3.0			115	1	X		E.C. TO WIRE FROM JB TO EQUIPMENT MOUNTED JB
77	2	Drop-In, Cold Pan	2.4			115	1	X		Unit Supplied w/ NEMA 5-15P Cord & Plug
84	2	Toaster, Conveyor	10.7	2.2		208	1	X		Unit Supplied w/ NEMA 6-15P Cord & Plug
89	6	Heat Lamp, Decorative		0.375		120	1	X		E.C. TO WIRE FROM JB TO EQUIPMENT MOUNTED JB
151	1	Disposer, Garbage	8.8	3.0		208	3	X		E.C. TO WIRE FROM JB TO EQUIPMENT MOUNTED JB
155	1	Washer w/ Booster	46.0	12.0		480	3	X		E.C. TO WIRE FROM JB TO EQUIPMENT MOUNTED JB
FPS	2	Remote Cable Pull Box							X	E.C. Supply Open Conduit for Fire Protection System

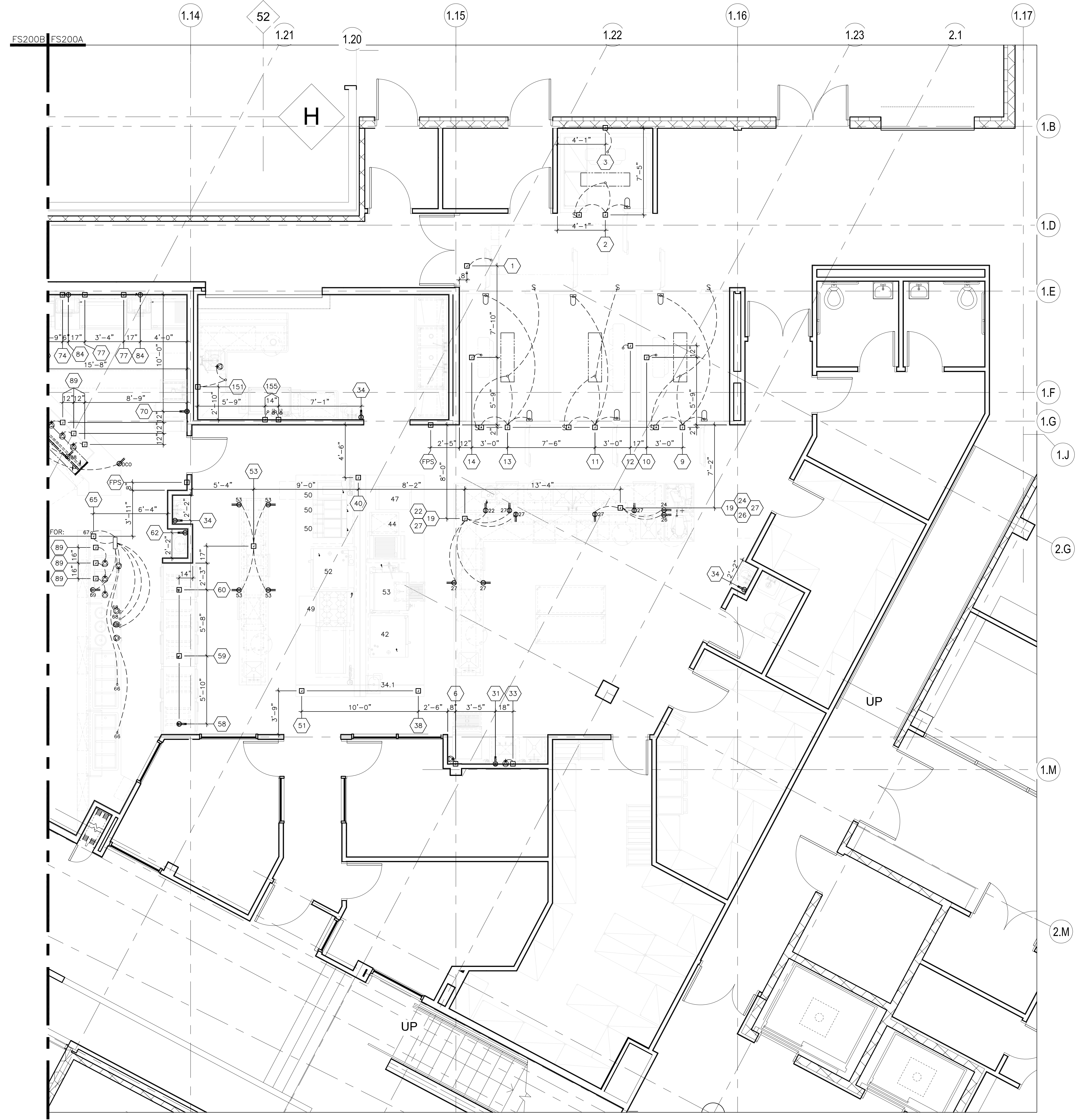
SYM.	ABB.	DEFINITION
□	J-BOX	ELECTRICAL JUNCTION BOX
○	SO	SINGLE OUTLET
⊕	DO	DUPLEX OUTLET
⊕	DCO	DUPLEX CONVENIENCE OUTLET
S	SW	SWITCH
•	POC	POINT OF CONNECTION
○		ELECTRICAL CONDUIT STUB-UP
□		COOLER/FREEZER ALARM PANEL
□		VAPOR PROOF WALK-IN DOOR LIGHT PROVIDED/ INSTALLED BY FSEC. EC TO CONNECT
○		ADDITIONAL VAPOR PROOF LIGHT PROVIDED/ MOUNTED BY FSEC. EC TO WIRE
○		ADDITIONAL FLUORESCENT LIGHT MOUNTED BY FSEC. EC TO WIRE

WALK-IN NOTES:

- E.C. TO PROVIDE POWER TO & INTERCONNECT BETWEEN EVAP COIL, TIME CONTROL & CONDENSING UNIT WHERE REQUIRED.
- DRAIN LINE FROM FREEZER COIL TO BE WRAPPED WITH HEAT TAPE AND INSULATED BY E.C.
- E.C. TO TIE IN DOOR STRIP HEATER WHERE REQUIRED.

GENERAL ELECTRICAL ABBREVIATIONS:

AFF ABOVE FINISHED FLOOR
 KW KILOWATT
 HP HORSEPOWER
 EC ELECTRICAL CONTRACTOR



1 FOODSERVICE ELECTRICAL ROUGH-IN PLAN - KITCHEN
 SCALE: 1/4" = 1'-0"

THIS DRAWING, SPECIFICATIONS AND SUPPLEMENTARY MATERIAL ARE THE PROPERTY OF EDWARD DON & COMPANY (WEATHER THE WORK FOR WHICH THEY ARE MADE BE EXECUTED OR NOT) AND ARE NOT TO BE USED ON ANY WORK IN WHOLE OR IN PART WITHOUT THE WRITTEN AGREEMENT WITH EDWARD DON & COMPANY. THIS DRAWING IS NOT ARCHITECTURAL, INTERIOR DESIGN OR ENGINEERING DESIGN, SPECIFICATIONS AND/OR LAYOUTS, AND THEY ARE NOT TO BE USED FOR CONSTRUCTION UNLESS REVIEWED BY A LICENSED ARCHITECT OR ENGINEER.

NOTE:

FOODSERVICE EQUIPMENT LAYOUT

FOR

JULIET JR. COLLEGE
 JULIET, IL

Edward Don & Company
 FOODSERVICE EQUIPMENT DIVISION
 2500 S. HALEM AVE., NORTH BROMFIELD, IL 60546
 TEL: (815) 888-8938
 FAX: (815) 888-8935

DRAWING DESCRIPTION

FOODSERVICE ELECTRICAL PLAN

DATE	MO	DAY	YR
01	05	10	
REVISED	MO	DAY	YR
01	27	10	
03	25	10	

DRAWN BY:
 E. DERKACH

APPROVED BY:
 P. RIVERA

SUBMITTED BY:
 P. RIVERA

SCALE:
 1/4" = 1'-0"

SHEET:

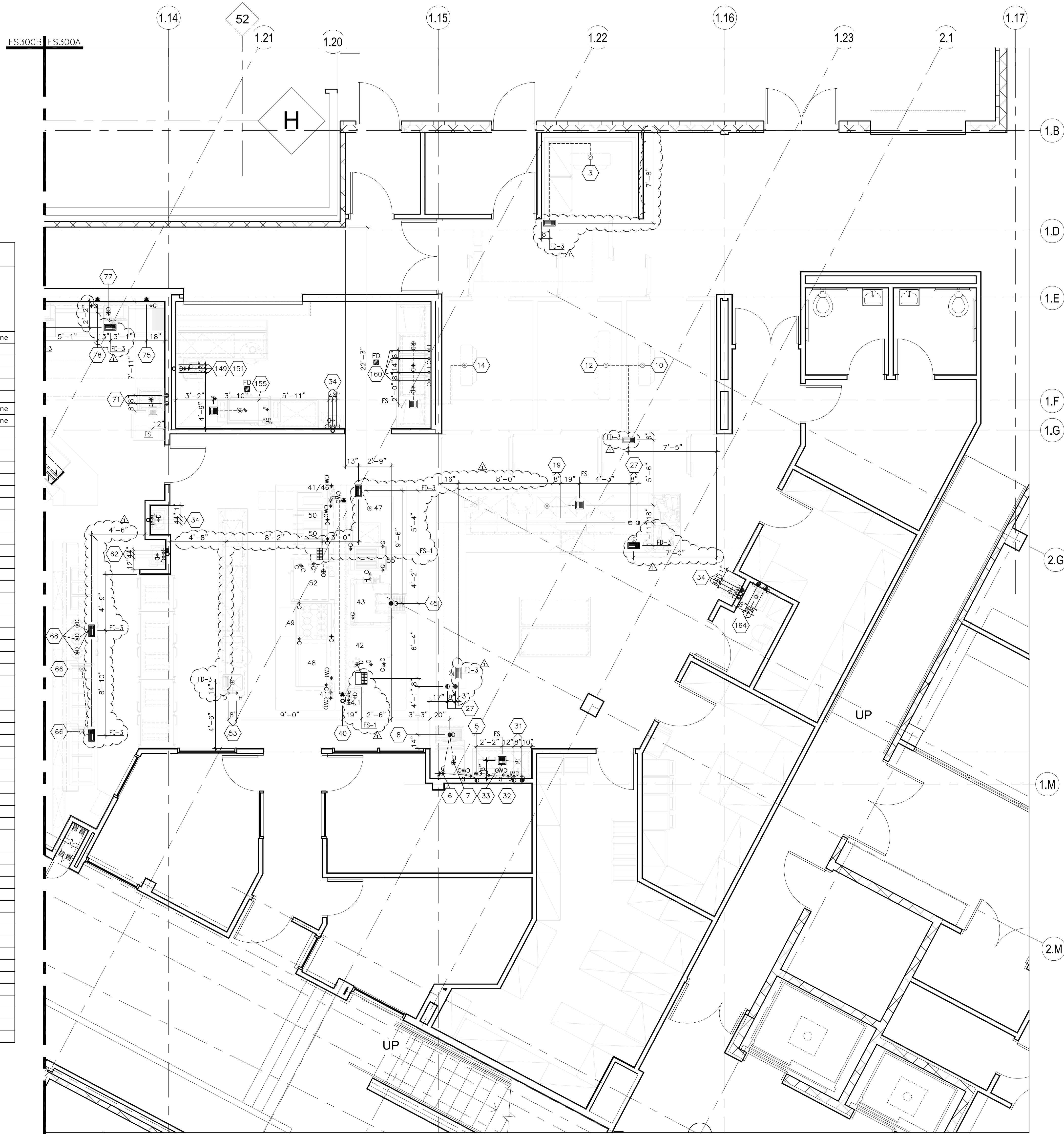
FS-200A

DRAWING NO:
 10-0101

AS-BUILT 07.18.11

PLUMBING ROUGH-IN SCHEDULE											
Item No	Qty	Equipment Category	Cold Water Size (in)	Hot Water Size (in)	Direct Drain Size (in)	Indirect Drain Size (in)	Gas Size (in)	MBTUH	AFF (in)	Tee Off or Run To	Plumbing Remarks
3	1	Evaporator Coil, Beverage Cooler				1			60	P.C. to Run Drain to Floor Sink	"FD-3" P.C. to Install "P" Trap in Drain Line
5	1	Filter System, Icemaker	3/8							Tee Off Item 5 - Filter System	
6	1	Ice Maker	3/8							P.C. to Run Drain to Floor Sink	
7	1	Bin, Ice								P.C. to Run Drain to Floor Sink	
8	1	Floor Trough			3				-4		
10	1	Evaporator Coil, Cooler				3/4				P.C. to Run Drain to Floor Sink	"FD-3" P.C. to Install "P" Trap in Drain Line
12	1	Evaporator Coil, Freezer				1				P.C. to Run Drain to Floor Sink	"FD-3" P.C. to Install "P" Trap in Drain Line
14	1	Evaporator Coil, Cooler				1				P.C. to Run Drain to Floor Sink	P.C. to Install "P" Trap in Drain Line
19	1	Work Table with Sinks	1/2	1/2		1-1/2			6	P.C. to Run Drain to Floor Sink	P.C. to Manifold Two Bowl Drains
27	2	Work Table with Sink	1/2	1/2		1-1/2			6	P.C. to Run Drain to Floor Sink	"FD-3"
31	1	Work Table with Sink	1/2	1/2		1-1/2			18	P.C. to Run Drain to Floor Sink	
32	1	Filter System, Coffee Maker	3/8							Tee Off Item 31 - Work Table	
33	1	Coffee Maker, Server - by Vendor	3/8							Tee Off Item 32 - Filter System	P.C. to Verify Requirements w/ Vendor
34	3	Sink, Hand, Wall Mount	1/2	1/2					22		
34.1	1	Sink, Hand, Wall Mount	1/2	1/2		1-1/2			20	Tee Off Item 40 - UDS	
40	1	Utility Distribution System	1-1/4	3/4			2		72	Run Thru Item 40 - UDS	
41	2	Filter System, Steamer	3/8							Tee Off Item 40 - UDS	
42	1	Oven-Steamer, Combination	3/4	3/4			3/4	240		Tee Off Item 40 - UDS	6.0" W.C. Required at Equipment
43	1	Tilt Skillet	1/2	1/2			3/4	200		P.C. to Run Drain to Floor Sink	3.5" W.C. Required at Equipment
45	1	Floor Trough			3				-4		
46	1	Filter System, Steamer	3/4							Tee Off Item 40 - UDS	
47	1	Steamer, Convection	1/4				3/4	220		Tee Off Item 40 - UDS	4.0" W.C. Required at Equipment
			1/4							Tee Off Item 40 - UDS	
48	1	Griddle, Gas				1-1/2				P.C. to Run Drain to Floor Sink	
49	1	Range with Convection Oven				3/4		108		Tee Off Item 40 - UDS	5.0" W.C. Required at Equipment
50	2	Fryer, Deep Fat, Gas w/Filter				3/4		230		Tee Off Item 40 - UDS	6.0" W.C. Required at Equipment
52	1	Oven-Steamer, Combination	3/4				3/4	150 EA		Tee Off Item 40 - UDS	3.5" W.C. Required at Equipment
							3/4	81		Tee Off Item 40 - UDS	6.0" W.C. Required at Equipment
			3/4					120		P.C. to Run Drain to Floor Sink	6.0" W.C. Required at Equipment
							2			P.C. to Run Drain to Floor Sink	6.0" W.C. Required at Equipment
53	1	Work Table with Sink	1/2	1/2		1-1/2			6	P.C. to Run Drain to Floor Sink	"FD-3"
55	1	Broiler, Gas					3/4	72		Tee Off Item 40 - UDS	5.0" W.C. Required at Equipment
62	1	Sink, Hand, Wall Mount	1/2	1/2		1-1/2			22		
66	2	Drop-In, Cold Pan				3/4				P.C. to Run Drain to Floor Sink	"FD-3"
68	3	Drop-In, Hot Well				1/2				P.C. to Run Drain to Floor Sink	"FD-3"
71	1	Sink, Scullery, 1 Compartment	1/2	1/2					18		
75	1	Griddle, Gas					3/4	55	30	P.C. to Run Drain to Floor Sink	4.0" W.C. Required at Equipment
77	1	Drop-In, Cold Pan				3/4				P.C. to Run Drain to Floor Sink	"FD-3"
78	1	Griddle, Gas					3/4	120	30	P.C. to Run Drain to Floor Sink	4.0" W.C. Required at Equipment
149	1	Soiled Dishtable	1/2	1/2						Tee Off Item 149 - Dishtable	
151	1	Disposer, Garbage	1/2						12		
155	1	Warewasher		3/4					18		140°F Hot Water Supply Required
160	1	Sink, Scullery, 3 Compartments	1/2	1/2		1-1/2			18	P.C. to Run Drain to Floor Sink	Two Separate Connections Req'd
164	1	Sink, Mop w/ Mop Hanger	1/2	1/2		1-1/2			18	P.C. to Run Drain to Floor Sink	P.C. to Manifold Three Bowl Drains
							2		3		

PLUMBING LEGEND		
SYM.	ABB.	DEFINITION
●	CW	COLD WATER
●	HW	HOT WATER
○	DW	DIRECT WASTE
○	HD	HUB DRAIN
○	FD	FLOOR DRAIN
■	FS	8" x 8" x 6" DEEP FLUSH MOUNTED FLOOR SINK WITH 3/4" GRATE BY P.C. SINK TO BE S/S OR HIGH TEMP TEMPERATURE LISTED PVC MATERIAL.
●	G	GAS
○	SL	PVC SLEEVE OR CONDUIT
○	POC	POINT OF CONNECTION
○	SS	STEAM SUPPLY
○	CR	CONDENSATE RETURN
○	AFF	ABOVE FINISHED FLOOR
○	MBTUH	THOUSAND BRITISH THERMAL UNITS PER HOUR
○	PC	PLUMBING CONTRACTOR



1 FOODSERVICE PLUMBING ROUGH-IN PLAN - KITCHEN
SCALE: 1/4" = 1'-0"

THIS DRAWING, SPECIFICATIONS AND SUPPLEMENTARY MATERIAL ARE THE PROPERTY OF EDWARD DON & COMPANY (WEATHER THE WORK FOR WHICH THEY ARE MADE BE EXECUTED OR NOT) AND ARE NOT TO BE USED ON ANY WORK IN WHOLE OR IN PART WITHOUT THE WRITTEN AGREEMENT WITH EDWARD DON & COMPANY. THIS DRAWING IS NOT ARCHITECTURAL, INTERIOR DESIGN OR ENGINEERING DESIGN. SPECIFICATIONS AND/OR LAYOUTS, AND THEY ARE NOT TO BE USED FOR CONSTRUCTION UNLESS REVIEWED BY A LICENSED ARCHITECT OR ENGINEER.

NOTE:

FOR FOODSERVICE EQUIPMENT LAYOUT
JULIET, IL COLLEGE
JULIET, IL

Edward Don & Company
FOODSERVICE EQUIPMENT DIVISION
2500 S. HARKER AVE., NORTH BLOOMINGDALE, IL 60064
TEL: (815) 888-8755 FAX: (815) 888-8755

DRAWING DESCRIPTION
FOODSERVICE PLUMBING PLAN

DATE	MO	DAY	YEAR
01	05	10	
REVISED	MO	DAY	YEAR
01	27	10	

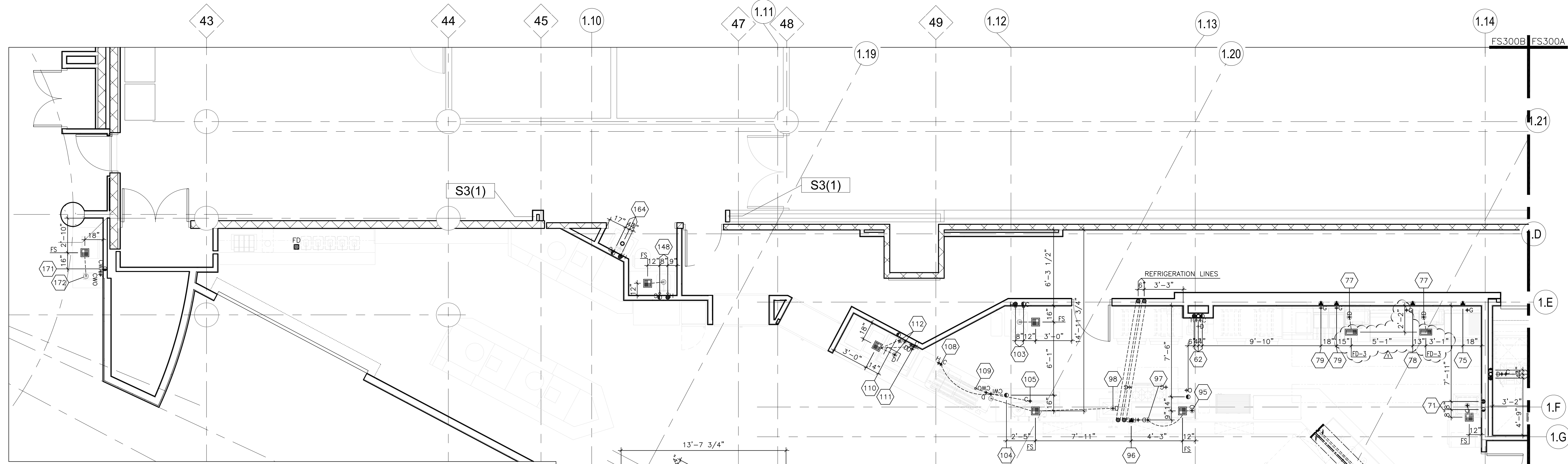
DRAWN BY:
E. DERKACH
APPROVED BY:
P. RIVERA
SUBMITTED BY:
P. RIVERA

SCALE:
1/4" = 1'-0"

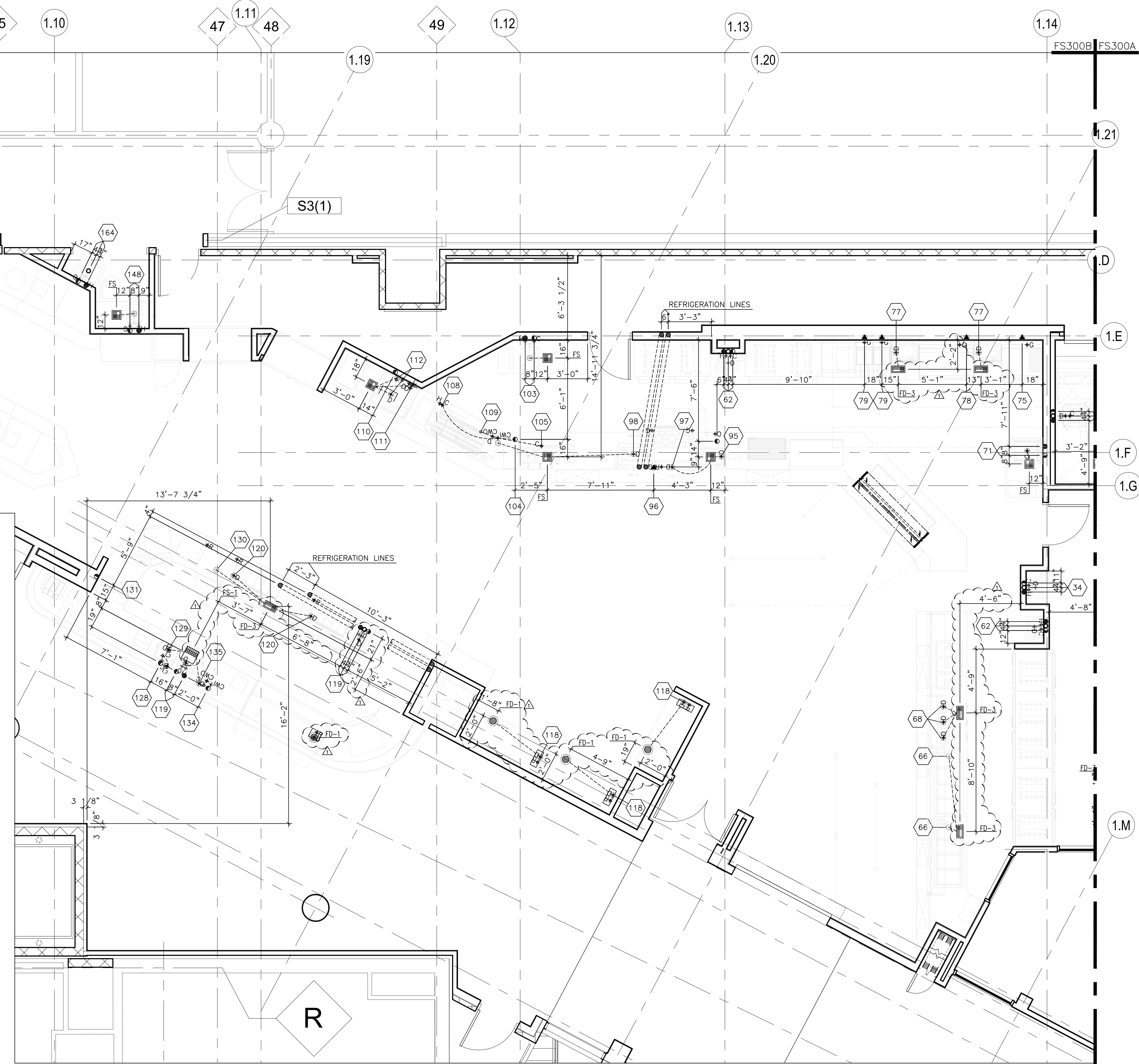
SHEET:

FS-300A
DRAWING NO:
10-0101

AS-BUILT 07.18.11



2 FOODSERVICE PLUMBING ROUGH-IN PLAN - MULTI-PURPOSE ROOM
SCALE: 1/4" = 1'-0"



2 FOODSERVICE PLUMBING ROUGH-IN PLAN - SERVERY
SCALE: 1/4" = 1'-0"

PLUMBING ROUGH-IN SCHEDULE

Item No	Qty	Equipment Category	Cold Water Size (in)	Hot Water Size (in)	Direct Drain Size (in)	Indirect Drain Size (in)	Gas Size (in)	MBTUH	AFF (in)	Tee Off or Run To	Plumbing Remarks
34	1	Sink, Hand, Wall Mount	1/2	1/2					22		
62	3	Sink, Hand, Wall Mount	1/2	1/2	1-1/2				20		
66	2	Drop-In, Cold Pan			1-1/2	3/4			20		
68	3	Drop-In, Hot Well			1-1/2	1/2			22		
71	1	Sink, Scullery, 1 Compartment	1/2	1/2					18		
75	1	Griddle, Gas					3/4	55	30		4.0" W.C. Required at Equipment
77	1	Drop-In, Cold Pan				3/4			30		P.C. to Run Drain to Floor Sink
78	1	Griddle, Gas					3/4	120	30		4.0" W.C. Required at Equipment
79	2	Fryer, Deep Fat w/ (1) Filter System					3/4	111 EA	18		3.5" W.C. Required at Equipment
95	1	Drop-In, Hot Well	3/8						6		
96	1	Open Burners/Refrigerated Rail				3/4		90	6		5.0" W.C. Required at Equipment
97	1	Refrigerator, Shorty				1					P.C. to Run Drain to Floor Sink
98	1	Drop-In, Cold Pan				1					P.C. to Run Drain to Floor Sink
103	1	Cafeteria Counter w/ Work Sink	1/2	1/2					18		
104	1	Filter System, Coffee Maker	3/8						6		
105	1	Coffee Urn, Automatic - by Vendor	3/8								Tee Off Item 104 - Filter System P.C. to Verify Requirements w/ Vendor
108	1	Dispenser, Beverage - by Vendor	3/8								Tee Off Item 104 - Filter System P.C. to Verify Requirements w/ Vendor
109	1	Rack, Syrup Tank & Bag-N-Box - by Vendor	1/2								Tee Off Item 104 - Filter System P.C. to Verify Requirements w/ Vendor
110	1	Filter System, Icemaker	3/4						18		
111	1	Ice Maker - by Vendor	3/8								Tee Off Item 110 - Filter System P.C. to Verify Requirements w/ Vendor
112	1	Dispenser, Ice/Beverage - by Vendor				1/2					P.C. to Verify Requirements w/ Vendor
118	3	Air Screen Refrigerated Wall Case				3/4					P.C. to Run Drain to Floor Sink
119	1	Cafeteria Counter Sink	1/2	1/2					6		
120	2	Refrigerated Counter Prep Station	1/2	1/2	1-1/2				2		
128	1	Filter w/ Softening Cartridge	1/2						6		

PLUMBING ROUGH-IN SCHEDULE

Item No	Qty	Equipment Category	Cold Water Size (in)	Hot Water Size (in)	Direct Drain Size (in)	Indirect Drain Size (in)	Gas Size (in)	MBTUH	AFF (in)	Tee Off or Run To	Plumbing Remarks
129	1	Espresso Machine	1/4								Tee Off Item 128 - Filter System
130	1	Refrigerator, Undercounter				3/4					P.C. to Run Drain to Floor Sink
131	1	Dispenser, Juice - by Vendor	3/8			1/2			18		P.C. to Run Drain to Floor Sink
134	1	Filter System, Coffee Maker	3/8						6		P.C. to Verify Requirements w/ Vendor
135	1	Coffee Maker, Server - by Vendor	3/8								Tee Off Item 134 - Filter System P.C. to Verify Requirements w/ Vendor
148	1	Work Table w/ Sink	1/2	1/2		1-1/2			18		
164	1	Sink, Mop w/ Mop Hanger	1/2	1/2					18		P.C. to Run Drain to Floor Sink
171	1	Filter, Drinking Water	3/8			2			3		
172	1	Water Valve	1/2						18		Tee Off Item 171 - Filter System
177	1	Work Table	1/2	1/2					18		
179	1	Filter System, Coffee Maker	3/8			1-1/2					P.C. to Run Drain to Floor Sink
180	1	Coffee Maker, Server - by Vendor	3/8								Tee Off Item 177 - Work Table
181	1	Filter System, Icemaker	3/8						60		Tee Off Item 179 - Filter System P.C. to Verify Requirements w/ Vendor
182	1	Ice Maker	3/8								Tee Off Item 181 - Filter System
183	1	Bin, Ice				1/2					P.C. to Run Drain to Floor Sink

PLUMBING LEGEND		
SYM.	ABB.	DEFINITION
●	CW	COLD WATER
●	HW	HOT WATER
●	DW	DIRECT WASTE
○	HD	HUB DRAIN
○	FD	FLOOR DRAIN
■	FS	8" X 8" X 6" DEEP FLOOR MOUNTED FLOOR SINK WITH 3/4 GRATE BY PC. SINK TO BE 5/8 OR HIGH TEMP. TEMPERATURE LISTED PVC MATERIAL.
●	G	GAS
○	SL	PVC SLEEVE OR CONDUIT
○	POC	POINT OF CONNECTION
○	SS	STEAM SUPPLY
○	CR	CONDENSATE RETURN
○	AFF	ABOVE FINISHED FLOOR
○	MBTUH	THOUSAND BRITISH THERMAL UNITS PER HOUR
○	PC	PLUMBING CONTRACTOR

THIS DRAWING, SPECIFICATIONS AND SUPPLEMENTARY MATERIAL ARE THE PROPERTY OF EDWARD DON & COMPANY (WEATHER THE WORK FOR WHICH THEY ARE MADE BE EXECUTED OR NOT) AND ARE NOT TO BE USED ON ANY WORK IN WHOLE OR IN PART WITHOUT THE WRITTEN AGREEMENT WITH EDWARD DON & COMPANY. THIS DRAWING IS NOT ARCHITECTURAL, INTERIOR DESIGN OR ENGINEERING DESIGN, SPECIFICATIONS AND/OR LAYOUTS, AND THEY ARE NOT TO BE USED FOR CONSTRUCTION UNLESS REVIEWED BY A LICENSED ARCHITECT OR ENGINEER.

NOTE:

FOODSERVICE EQUIPMENT LAYOUT
FOR
JULIET JR. COLLEGE
JULIET, IL

Edward Don & Company
FOODSERVICE EQUIPMENT DIVISION
2500 S. HALEM AVE., NORTH RIVERVIEW, IL 60546
TEL: (708) 888-8955
FAX: (708) 888-8955

DRAWING DESCRIPTION
FOODSERVICE PLUMBING PLAN

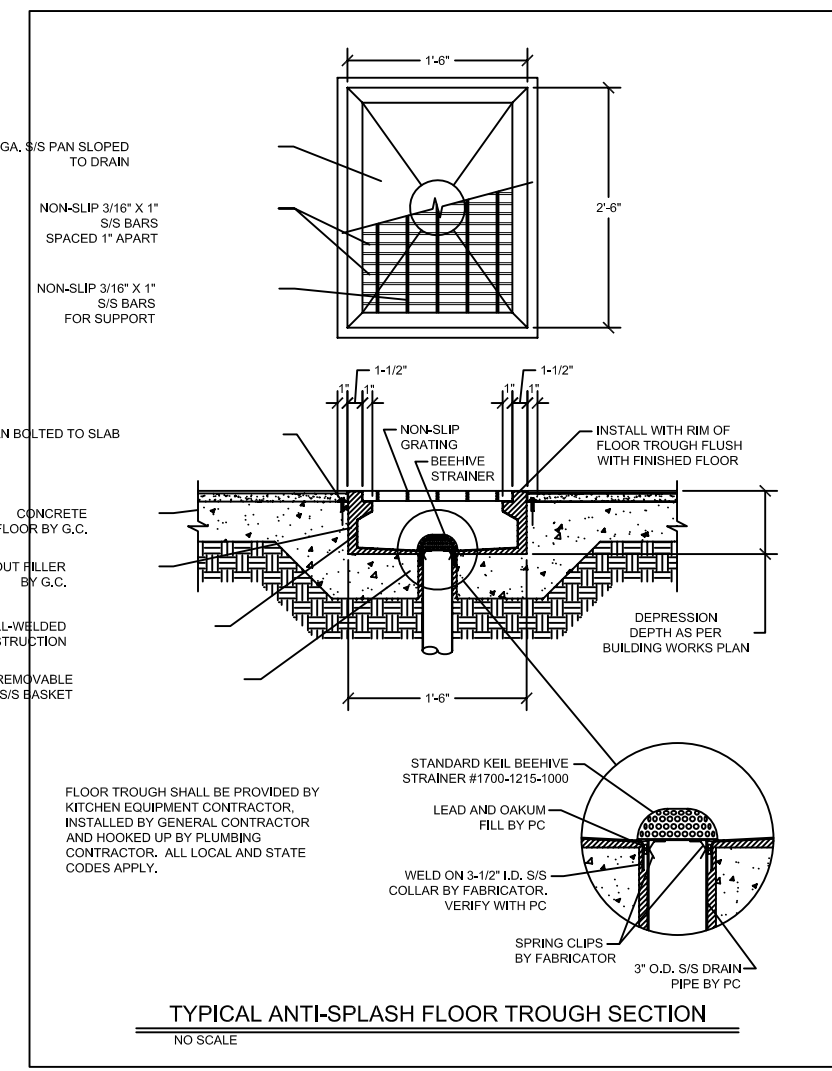
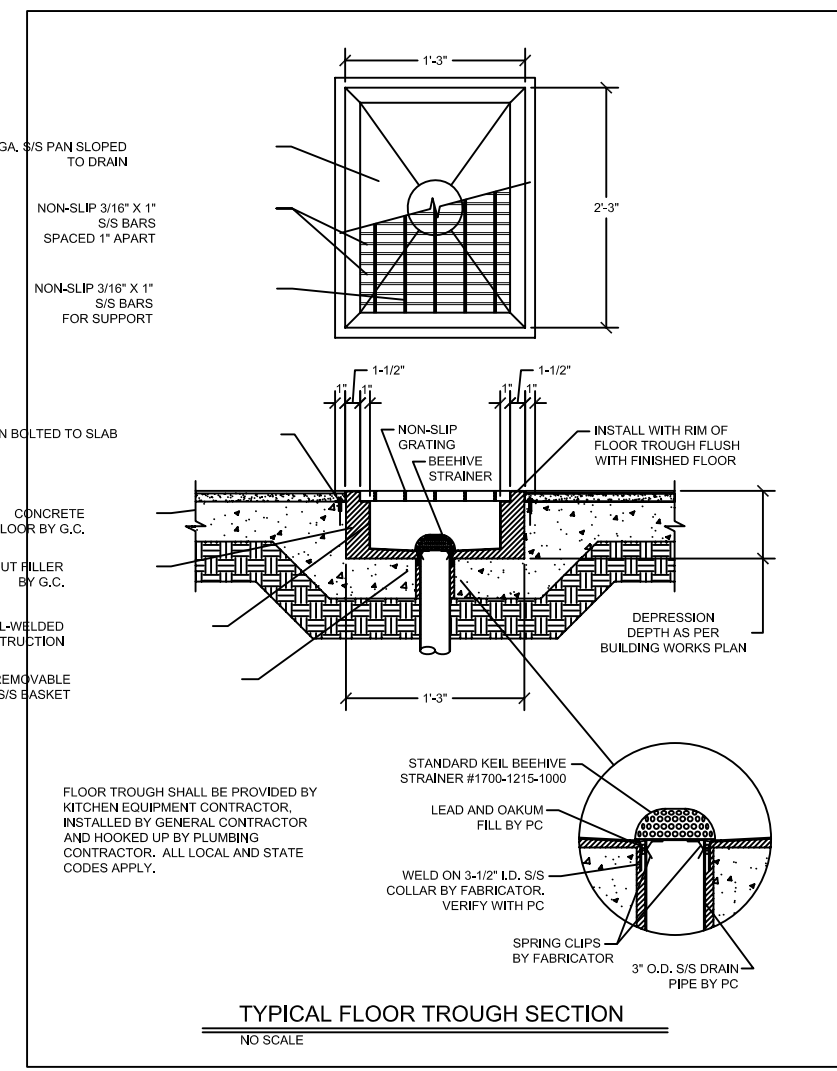
DATE	REV.	MO.	DAY	YEAR
01	01	05	10	
01	27	10		

DRAWN BY:
E. DERKACH
APPROVED BY:
P. RIVERA
SUBMITTED BY:
P. RIVERA

SCALE:
1/4" = 1'-0"

SHEET:
FS-300B
DRAWING NO:
10-0101

AS-BUILT 07.18.11



VENTILATION DATA

- DUCT 1 EXHAUST 400 CFM @ 1550 FPM THRU 4" X 6" DUCT TOTAL SQUARE AREA EQUAL 24 SQUARE INCHES. STATIC PRESSURE AT THE HOOD INCLUDING FILTERS IS WATER GAUGE.
- DUCT 2 EXHAUST 400 CFM @ 1550 FPM THRU 4" X 6" DUCT TOTAL SQUARE AREA EQUAL 24 SQUARE INCHES. STATIC PRESSURE AT THE HOOD INCLUDING FILTERS IS WATER GAUGE.

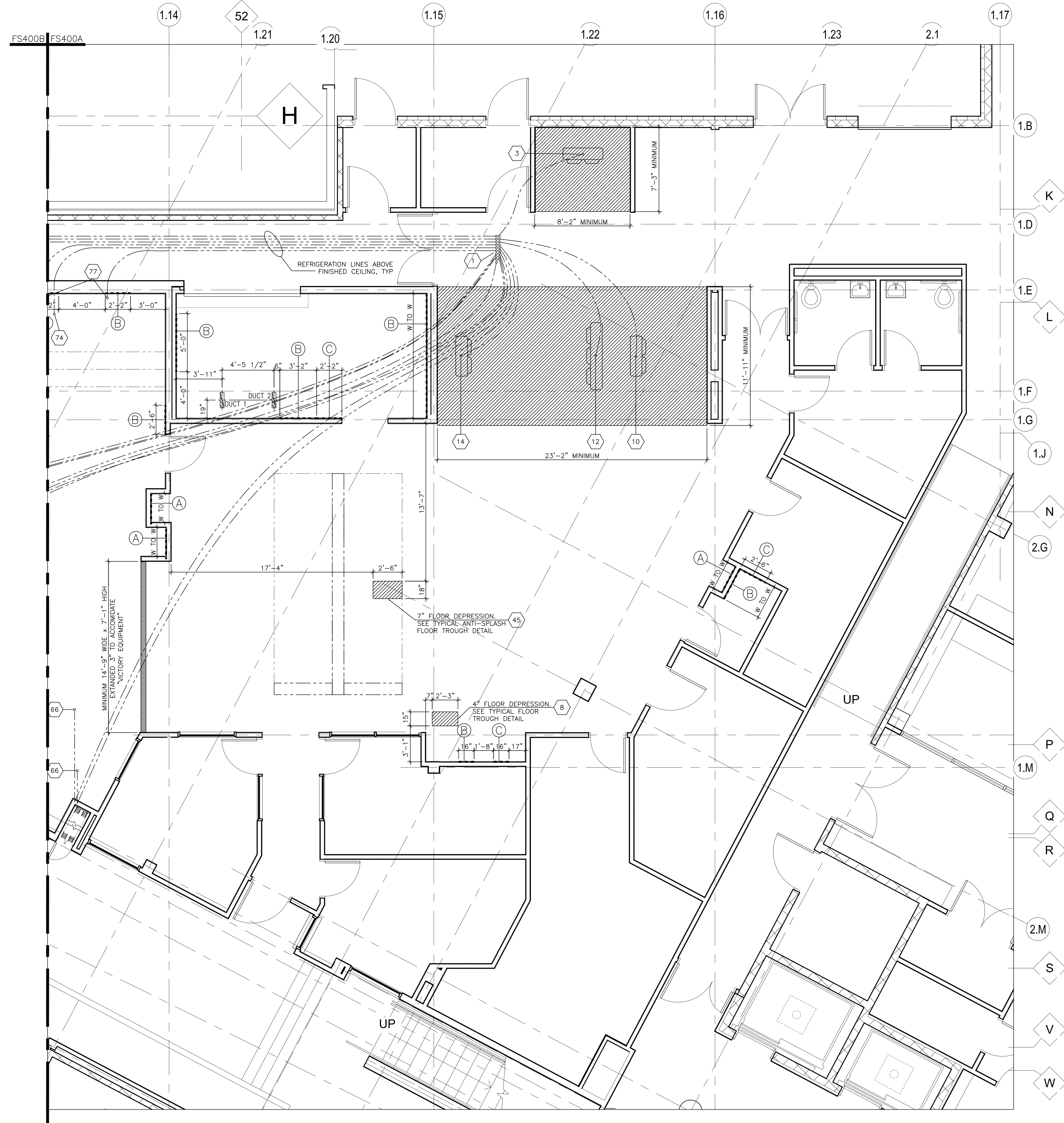
VENTILATION CONTRACTOR TO FURNISH AND INSTALL ALL NECESSARY DUCT-WORK, TRANSITIONS, BLOWER FANS, DAMPERS, ETC..

VENTILATION CONTRACTOR TO BALANCE ABOVE CFM REQUIREMENTS WITH JOB CONDITIONS.

WALL BACKING SCHEDULE

- A = 5/8" PLYWOOD WALL BACKING, +/- 30" - 54" A.F.F.
- B = 5/8" PLYWOOD WALL BACKING, +/- 54" - 90" A.F.F.
- C = 5/8" PLYWOOD WALL BACKING, +/- 24" - 60" A.F.F.

BUILDING WORKS LEGEND	
SYMBOL	DEFINITION
	SUPPORT BACKING
	EXHAUST PLENUM COLLAR
	SUPPLY PLENUM COLLAR
	RECESSED FLOOR
	OPENING IN WALL
	SUCTION AND LIQUID REFRIGERATION LINE RUNS



1 FOODSERVICE BUILDING WORKS PLAN - KITCHEN
SCALE: 1/4" = 1'-0"

NOTE:
REFER TO HOOD DETAIL DRAWINGS FOR ALL HOOD REQUIREMENTS.

NOTE:
REFER TO REFRIGERATION DETAIL DRAWINGS FOR ALL REFRIGERATION REQUIREMENTS.

NOTE:
PVC OR EMT CONDUIT FOR REMOVED BEVERAGE LINES. VERIFY W/ LOCAL CODES. CONDUIT SUPPLIED AND INSTALLED BY G.C. TO SEAL PERIMETER OF ALL CONDUIT OPENINGS.

NOTE:
REFRIGERATION LINES TO BE VERIFIED BY ARCHITECT AND W/ LOCAL CODES. CONDUIT SUPPLIED AND INSTALLED BY G.C. SEAL PERIMETER OF ALL CONDUIT OPENINGS.

THIS DRAWING, SPECIFICATIONS AND SUPPLEMENTARY MATERIAL ARE THE PROPERTY OF EDWARD DON & COMPANY (WHETHER THE WORK FOR WHICH THEY ARE MADE BE EXECUTED OR NOT) AND ARE NOT TO BE USED ON ANY WORK IN WHOLE OR IN PART WITHOUT THE WRITTEN AGREEMENT WITH EDWARD DON & COMPANY. THIS DRAWING IS NOT ARCHITECTURAL, INTERIOR DESIGN OR ENGINEERING DESIGN. SPECIFICATIONS AND/OR LAYOUTS, AND THEY ARE NOT TO BE USED FOR CONSTRUCTION UNLESS REVIEWED BY A LICENSED ARCHITECT OR ENGINEER.

FOODSERVICE EQUIPMENT LAYOUT FOR
JULIET JR. COLLEGE
JULIET, IL

Edward Don & Company
FOODSERVICE EQUIPMENT DIVISION
2500 S. HALKEMAN AVE., NORTH BLOOMINGTON, IL 62446
TEL: (318) 888-8255 FAX: (318) 888-8255

DRAWING DESCRIPTION
FOODSERVICE SPECIAL CONDITIONS

DATE	MO	DAY	YR	
01	05	10		
REVISED	NO.	MO	DAY	YR

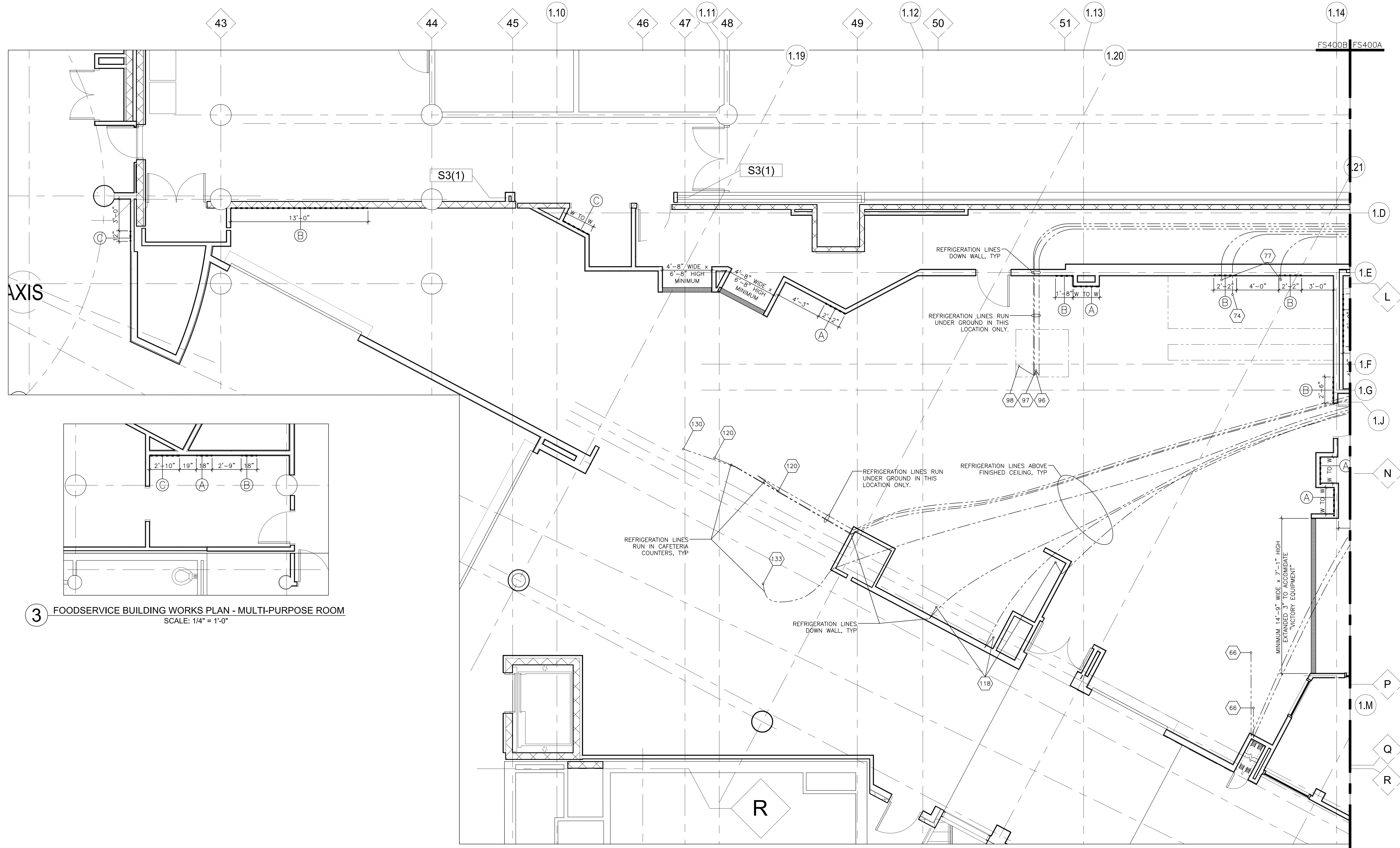
DRAWN BY:
E. DERKACH
APPROVED BY:
P. RIVERA
SUBMITTED BY:
P. RIVERA

SCALE:
1/4" = 1'-0"

SHEET:

FS-400A
DRAWING NO:
10-0101

AS-BUILT 07.18.11



3 FOODSERVICE BUILDING WORKS PLAN - MULTI-PURPOSE ROOM
SCALE: 1/4" = 1'-0"

2 FOODSERVICE BUILDING WORKS PLAN - SERVERY
SCALE: 1/4" = 1'-0"

WALL BACKING SCHEDULE

- A = 5/8" PLYWOOD WALL BACKING, +/- 30" - 54" A.F.F.
- B = 5/8" PLYWOOD WALL BACKING, +/- 54" - 90" A.F.F.
- C = 5/8" PLYWOOD WALL BACKING, +/- 24" - 60" A.F.F.

NOTE:
PVC OR EMT CONDUIT FOR REMOVED BEVERAGE LINES. VERIFY W/ LOCAL CODES. CONDUIT SUPPLIED AND INSTALLED BY G.C. G.C. TO SEAL PERIMETER OF ALL CONDUIT OPENINGS.

NOTE:
REFER TO HOOD DETAIL DRAWINGS FOR ALL HOOD REQUIREMENTS.

NOTE:
REFRIGERATION LINES TO BE VERIFIED BY ARCHITECT AND W/ LOCAL CODES. CONDUIT SUPPLIED AND INSTALLED BY G.C. SEAL PERIMETER OF ALL CONDUIT OPENINGS.

NOTE:
REFER TO REFRIGERATION DETAIL DRAWINGS FOR ALL REFRIGERATION REQUIREMENTS.

BUILDING WORKS LEGEND

SYMBOL	DEFINITION
[Symbol: Dotted lines]	SUPPORT BACKING
[Symbol: Box with diagonal lines]	EXHAUST PLENUM COLLAR
[Symbol: Box with horizontal lines]	SUPPLY PLENUM COLLAR
[Symbol: Box with vertical lines]	RECESSED FLOOR
[Symbol: Box with wavy lines]	OPENING IN WALL
[Symbol: Box with dashed lines]	SUCTION AND LIQUID REFRIGERATION LINE RUNS

THIS DRAWING, SPECIFICATIONS AND SUPPLEMENTARY MATERIAL ARE THE PROPERTY OF EDWARD DON & COMPANY (WEATHER THE WORK FOR WHICH THEY ARE MADE BE EXECUTED OR NOT) AND ARE NOT TO BE USED ON ANY WORK IN WHOLE OR IN PART WITHOUT THE WRITTEN AGREEMENT WITH EDWARD DON & COMPANY. THIS DRAWING IS NOT ARCHITECTURAL, INTERIOR DESIGN OR ENGINEERING DESIGN. SPECIFICATIONS AND/OR LAYOUTS, AND THEY ARE NOT TO BE USED FOR CONSTRUCTION UNLESS REVIEWED BY A LICENSED ARCHITECT OR ENGINEER.

NOTE:

FOODSERVICE EQUIPMENT LAYOUT
FOR
JULIET JR. COLLEGE
JULIET, IL

Edward Don & Company
FOODSERVICE EQUIPMENT DIVISION
2500 S. HALEM AV., NORTH RIVERSHIRE, IL 60546
TEL: (815) 888-8755 FAX: (815) 888-8755

DRAWING DESCRIPTION
FOODSERVICE SPECIAL CONDITIONS

DATE	MO	DAY	YR	
01	05	10		
REVISED	NO.	MO	DAY	YR

DRAWN BY:
E. DERKACH
APPROVED BY:
P. RIVERA
SUBMITTED BY:
P. RIVERA

SCALE:
1/4" = 1'-0"

SHEET:

FS-400B
DRAWING NO:
10-0101

AS-BUILT 07.18.11

SCOPE OF WORK

MELINK INTELLI-HOOD CONTROLS
Call 513-965-7300 if any questions

SCOPE OF WORK TO BE COMPLETED.
SPECIFYING ENGINEER OR GENERAL CONTRACTOR SHALL ASSIGN RESPONSIBILITIES.

- INSTALL ALL TEMPERATURE AND OPTIC SENSORS IN THE HOODS IN ACCORDANCE WITH THE MELINK INSTALLATION PROCEDURE. SEE DETAIL 1.
- INSTALL I/O PROCESSOR IN CABINET PROVIDED BY THE HOOD OEM OR IN ANOTHER LOCATION APPROVED BY MELINK. THE CABLE DISTANCE FROM THE I/O PROCESSOR TO ANY HOOD SHALL BE LESS THAN 200 FEET. SEE DETAILS 1, 2, 3.
- INSTALL KEYPAD. THE CABLE DISTANCE FROM THE PROCESSOR TO THE KEYPAD SHALL BE LESS THAN 50 FEET. PULL AND CONNECT CABLE FROM KEYPAD TO I/O PROCESSOR. SEE DETAILS 1, 2, 3.
- INSTALL THE VFDS IN THE CABINET WITH THE I/O PROCESSOR OR IN ANOTHER DESIGNATED LOCATION. THE WIRING FROM THE VFD TO THE MOTOR SHALL BE LESS THAN 65 FT FOR 460V MOTORS AND LESS THAN 200 FT FOR 230V MOTORS. SEE DETAIL 3.
- PULL AND CONNECT COMMUNICATION CABLE FROM I/O PROCESSOR TO VFDS. SEE DETAILS 2, 3.
- CONNECT CABLES TO THE SENSORS AND PULL CABLES TO THE I/O PROCESSOR. THIS MUST BE DONE WHILE THE TOP OF THE HOOD IS ACCESSIBLE, BEFORE CEILING SUPPORTS, PIPING, DUCTWORK, OR OTHER OBSTRUCTIONS BLOCK ACCESS TO THE TOP OF THE HOOD. SEE DETAILS 1, 2, 3.
- INSTALL LOW VOLTAGE WIRING FROM I/O PROCESSOR TO MUA UNIT. SEE DETAIL 7.
- NOT USED.
- WIRE THE I/O PROCESSOR WITH AN INPUT OF 115V FROM A DEDICATED CIRCUIT. THIS CIRCUIT MUST LOSE POWER WHEN THE FIRE SUPPRESSION SYSTEM IS ACTIVATED. SEE DETAILS 4, 5.
- WIRE I/O PROCESSOR LIGHTS OUTPUT TO THE HOOD LIGHTS. SEE DETAILS 4, 5.
- WIRE THE VARIABLE FREQUENCY DRIVES (VFD) BY CONNECTING 3-PHASE INPUT POWER FROM THE CIRCUIT BREAKERS. THE OUTPUT WIRING FROM EACH VFD SHALL BE CONNECTED TO THE RESPECTIVE FAN MOTOR. THE OUTPUT WIRING FROM EACH VFD SHALL MUST BE RUN IN SEPARATE CONDUIT. SEE DETAILS 4, 6.
- WIRE A DEDICATED 115V CIRCUIT TO THE MUA UNIT TO ENERGIZE THE MUA CONTROLS. DO NOT USE VFD OUTPUT TO ENERGIZE THIS CIRCUIT. SEE DETAIL 8.
- MELINK CERTIFIED STARTUP CONTRACTOR SHALL MAKE CABLE CONNECTIONS AT THE I/O PROCESSOR AND VERIFY CONTROL WIRING, SYSTEM PROGRAMMING, VFD PROGRAMMING, AND FUNCTIONALITY PER SEQUENCE OF OPERATION.
- MELINK CERTIFIED STARTUP CONTRACTOR IS NOT RESPONSIBLE FOR HIGH VOLTAGE ELECTRICAL WIRING, PROVIDING OR PULLING LOW VOLTAGE CONTROL CABLE, RUNNING OF MELINK SENSOR OR VFD CABLE LONGER THAN 50 FEET, ANY CONDUIT REQUIREMENTS, OR CEILING, FLOOR OR WALL PENETRATIONS.

APPROVALS:
THE MELINK INTELLI-HOOD OPERATOR IS UL AND CUL LISTED, AND CONFORMS WITH ALL APPLICABLE CODES AND STANDARDS INCLUDING NFPA 96, IMC, BOCA, SBCCI, ICBO, NSF, AND CE.

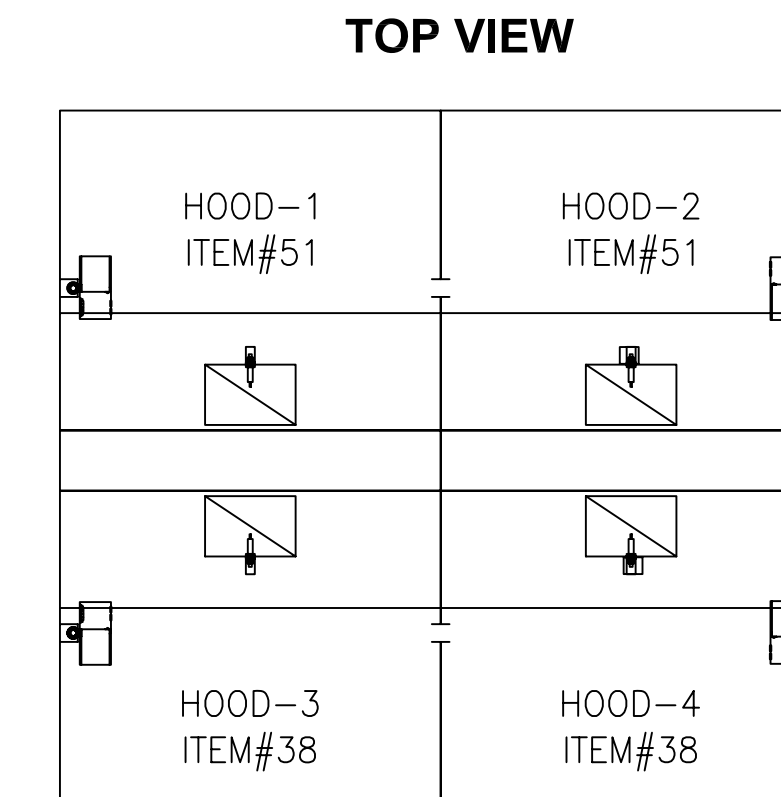
SEQUENCE OF OPERATION

MELINK INTELLI-HOOD CONTROLS
Call 513-965-7300 if any questions

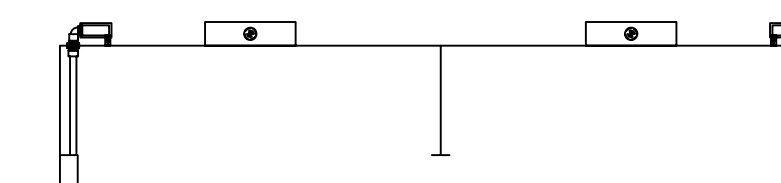
- PRESS THE LIGHTS BUTTON TO TURN ON THE HOOD LIGHTS.
- PRESS THE FANS BUTTON TO TURN THE FANS ON IN THE AUTO MODE. THIS WILL ACCOMPLISH THE FOLLOWING:
 - I/O PROCESSOR WILL SEND A RUN COMMAND AND SPEED REFERENCE SIGNAL TO THE VARIABLE FREQUENCY DRIVES.
 - I/O PROCESSOR WILL SEND A 24VAC SIGNAL TO THE MUA UNIT TO ENERGIZE THE CONTROL CIRCUIT. IN THE EVENT THE MUA UNIT GOES INTO HEATING MODE, THE MUA UNIT WILL PROVIDE A DRY CLOSURE SIGNAL TO THE I/O PROCESSOR TO INCREASE THE MINIMUM AIR FLOW ACCROSS THE BURNER OR HEAT EXCHANGER.
 - THE INTELLI-HOOD SYSTEM WILL AUTOMATICALLY ADJUST EXHAUST AND SUPPLY AIR FLOWS BASED ON ACTUAL COOKING LOADS AS SENSED BY THE TEMPERATURE AND OPTIC SENSORS MOUNTED IN THE HOODS.
- PRESS THE LIGHTS AND FANS BUTTONS AGAIN TO TURN OFF THE LIGHTS AND FANS RESPECTIVELY.
- PRESS THE 100% BUTTON IN CASE OF EMERGENCY TO BYPASS THE SENSORS AND OPERATE THE FANS AT FULL SPEED FOR 10 MINUTES.
- REMOVE POWER TO I/O PROCESSOR TO ACTIVATE FIRE MODE. THIS WILL ACCOMPLISH THE FOLLOWING:
 - I/O PROCESSOR WILL SEND A RUN COMMAND AND SPEED REFERENCE SIGNAL TO THE VARIABLE FREQUENCY DRIVES.
 - VARIABLE FREQUENCY DRIVES WILL OPERATE FANS AT FULL SPEED. SEE DETAIL 6.

**DETAIL 1:
SENSOR LOCATIONS**

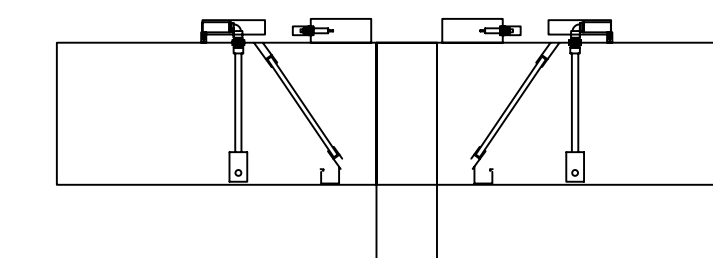
MELINK INTELLI-HOOD CONTROLS
Call 513-965-7300 if any questions



FRONT SECTION VIEW (TYP.)

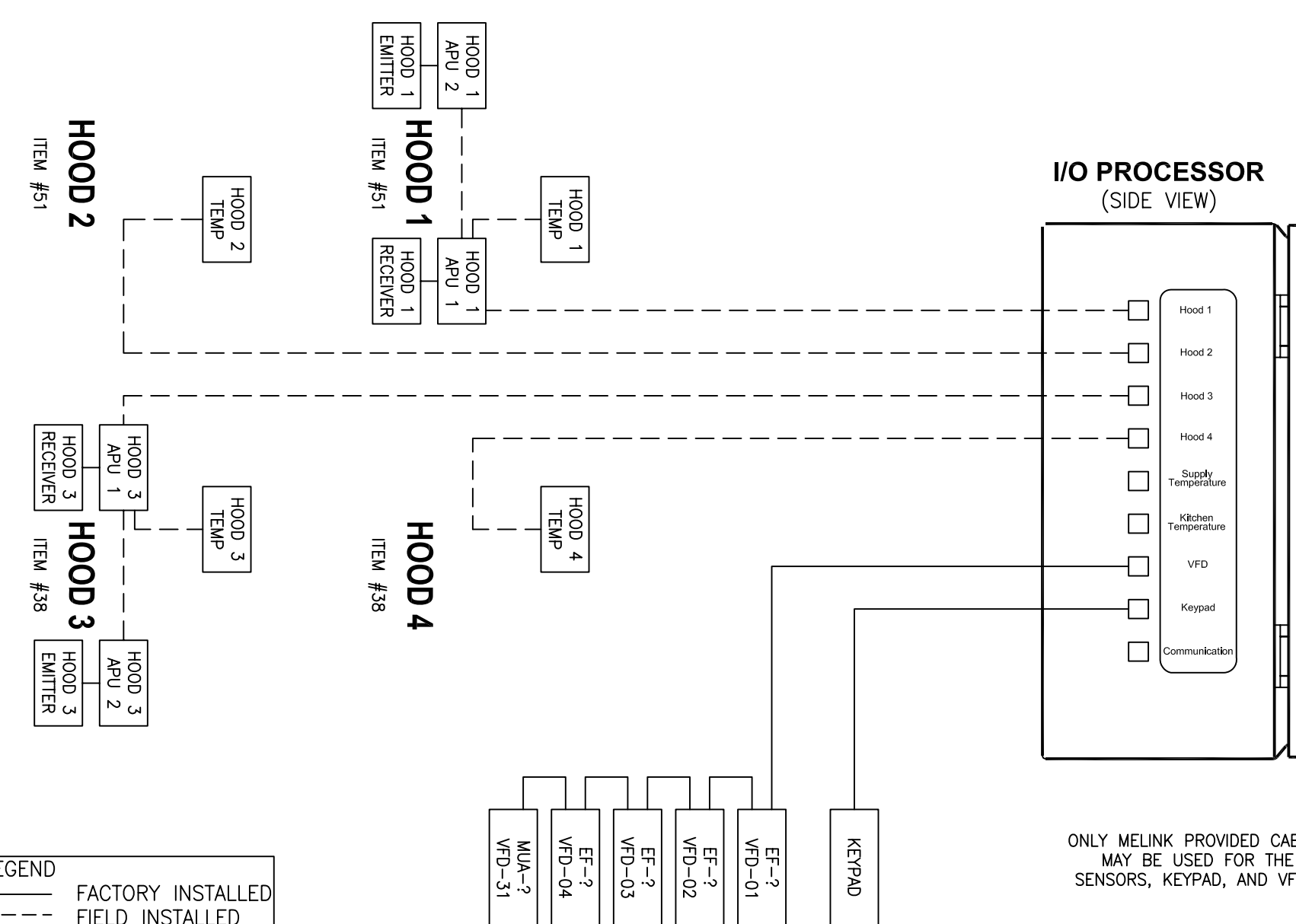


SIDE SECTION VIEW (TYP.)



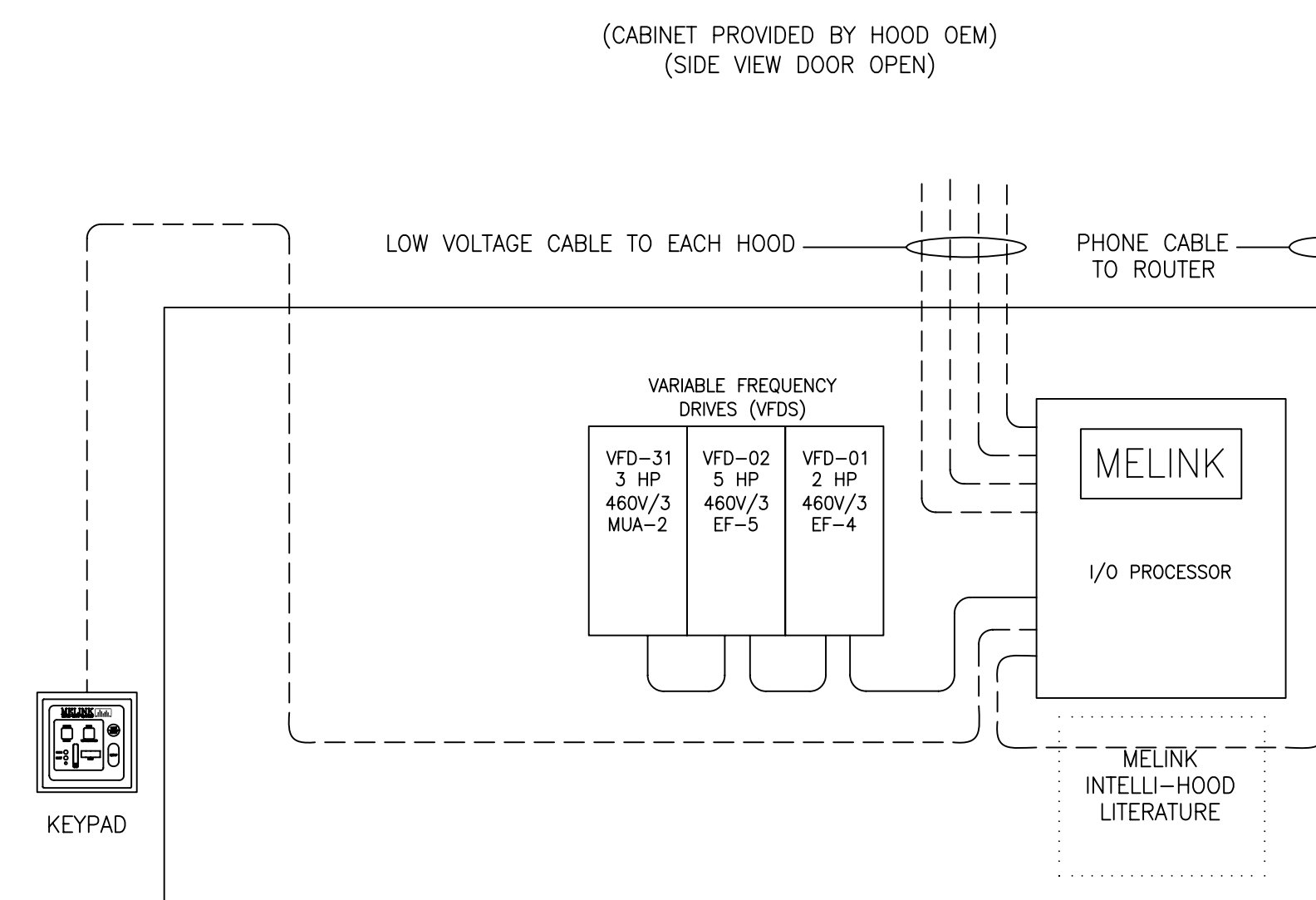
**DETAIL 2:
INSTALL HOOD SENSOR CABLES**

MELINK INTELLI-HOOD CONTROLS
Call 513-965-7300 if any questions



**DETAIL 3:
INTELLI-HOOD CONTROL COMPONENTS**

MELINK INTELLI-HOOD CONTROLS
Call 513-965-7300 if any questions



5140 RIVER VALLEY ROAD
MILFORD, OH 45150
PHONE: (513) 965-7300
FAX: (513) 965-7353
www.melinkcorp.com
intellihood@melinkcorp.com



PROJECT:
JOLIET JUNIOR COLLEGE
JOLIET, IL
SYSTEM 1 (1 OF 2)
PRELIMINARY DRAWING DATE: 07/14/09 DRAWN BY: ADR
RELEASE DRAWING DATE: xx/xx/xx DRAWN BY: ADR
APPROVED BY: -

REVISIONS:
MARK DATE REV. BY
REV-1 09/15/09 RLB
REV-2 3-4-10 ADR

SERIAL NUMBER
PRELIM

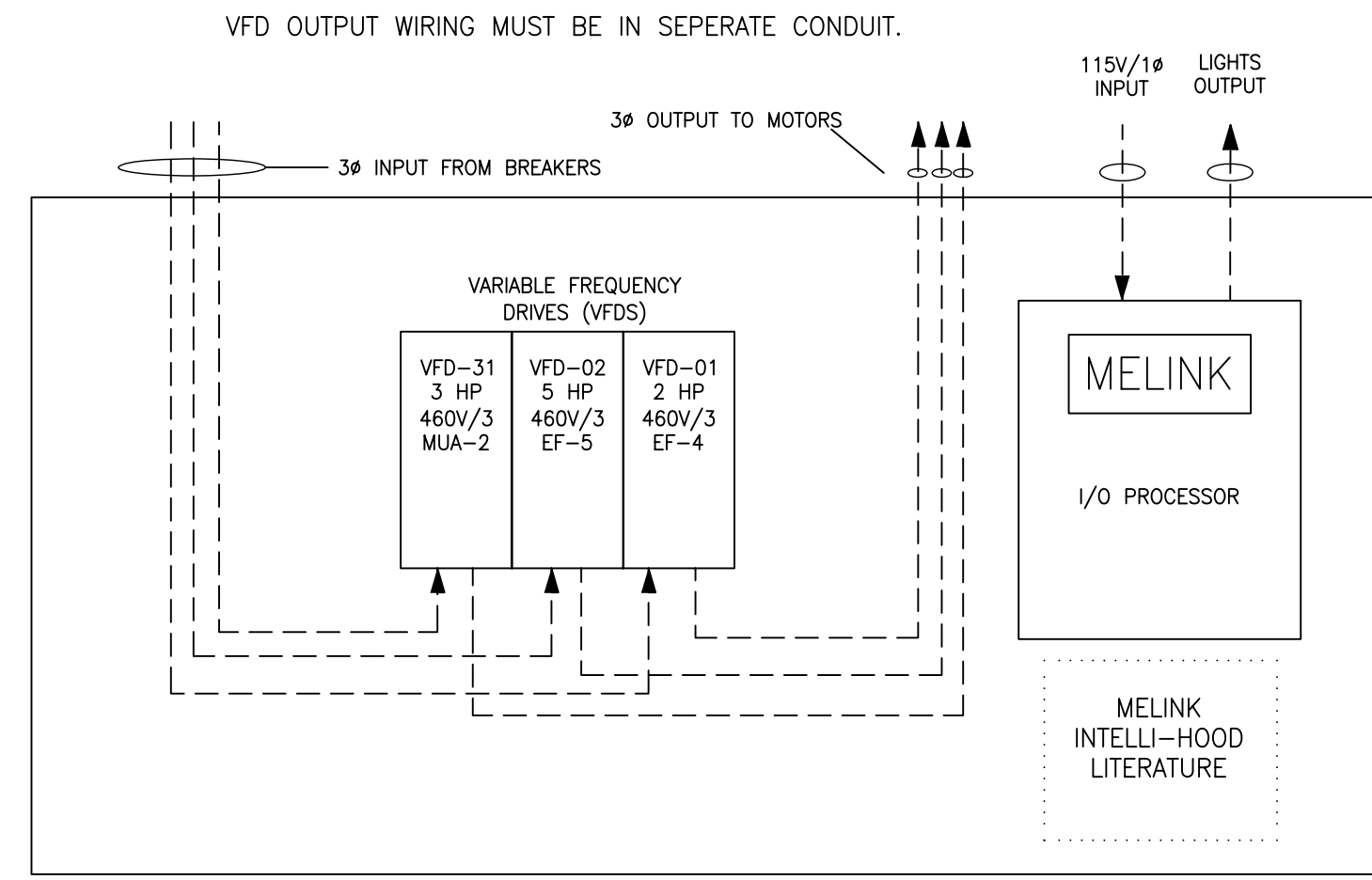
SHEET
1 OF 2

SCALE: OUT

AS-BUILT 07.18.11

**DETAIL 4:
HIGH VOLTAGE WIRING**

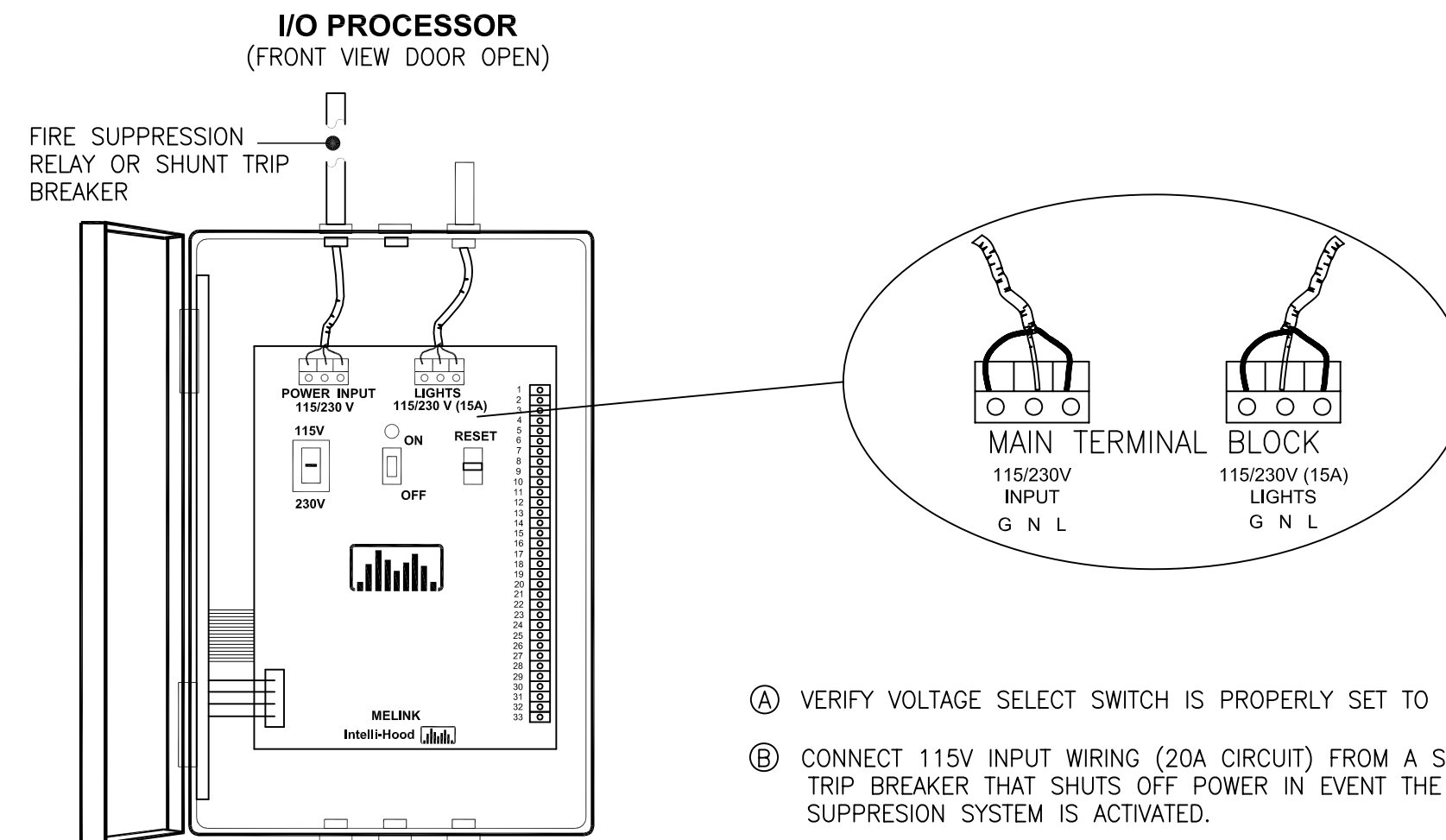
MELINK INTELLI-HOOD CONTROLS
Call 513-965-7300 if any questions



LEGEND
- - - - - FACTORY INSTALLED
- - - - - FIELD INSTALLED

**DETAIL 5:
MELINK I/O PROCESSOR WIRING**

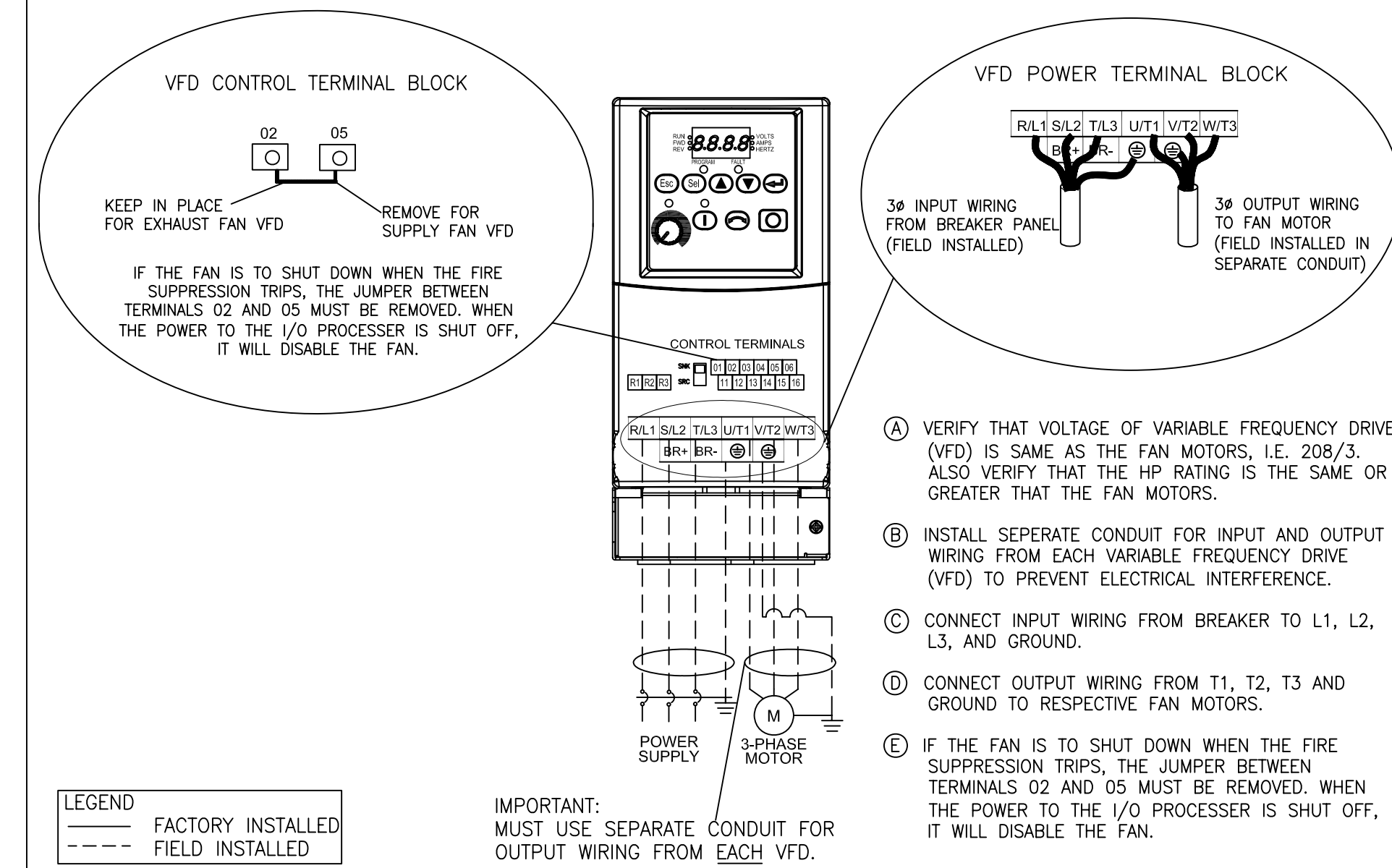
MELINK INTELLI-HOOD CONTROLS
Call 513-965-7300 if any questions



- (A) VERIFY VOLTAGE SELECT SWITCH IS PROPERLY SET TO 115V.
- (B) CONNECT 115V INPUT WIRING (20A CIRCUIT) FROM A SHUNT TRIP BREAKER THAT SHUTS OFF POWER IN EVENT THE FIRE SUPPRESSION SYSTEM IS ACTIVATED.
- (C) CONNECT OUTPUT WIRING TO HOOD LIGHTS (15A MAX.).

**DETAIL 6:
VARIABLE FREQUENCY DRIVE WIRING**

MELINK INTELLI-HOOD CONTROLS
Call 513-965-7300 if any questions



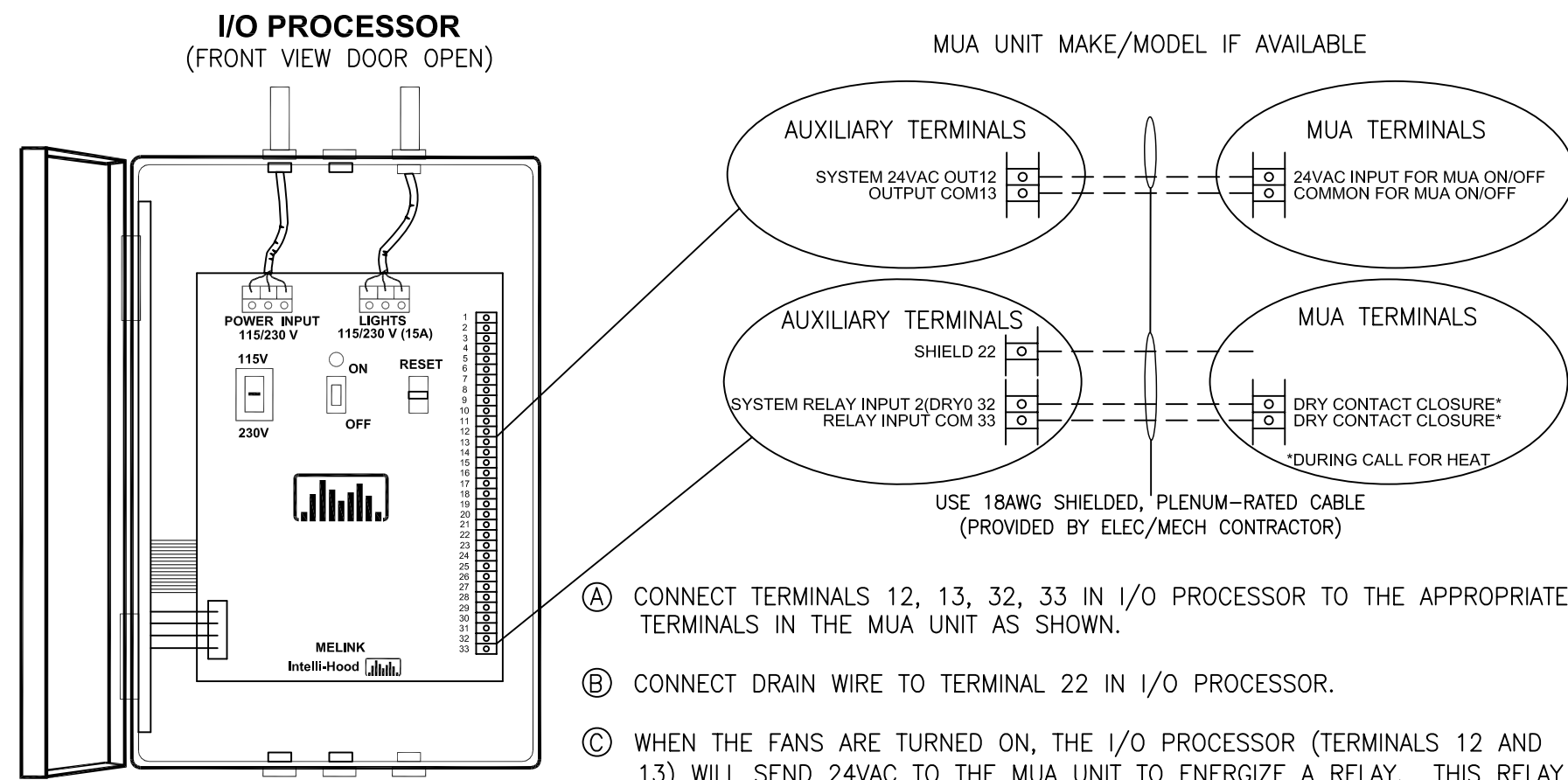
LEGEND
- - - - - FACTORY INSTALLED
- - - - - FIELD INSTALLED

IMPORTANT:
MUST USE SEPARATE CONDUIT FOR OUTPUT WIRING FROM EACH VFD.

- (A) VERIFY THAT VOLTAGE OF VARIABLE FREQUENCY DRIVE (VFD) IS SAME AS THE FAN MOTORS, I.E. 208/3. ALSO VERIFY THAT THE HP RATING IS THE SAME OR GREATER THAT THE FAN MOTORS.
- (B) INSTALL SEPARATE CONDUIT FOR INPUT AND OUTPUT WIRING FROM EACH VARIABLE FREQUENCY DRIVE (VFD) TO PREVENT ELECTRICAL INTERFERENCE.
- (C) CONNECT INPUT WIRING FROM BREAKER TO L1, L2, L3, AND GROUND.
- (D) CONNECT OUTPUT WIRING FROM T1, T2, T3 AND GROUND TO RESPECTIVE FAN MOTORS.
- (E) IF THE FAN IS TO SHUT DOWN WHEN THE FIRE SUPPRESSION TRIPS, THE JUMPER BETWEEN TERMINALS 02 AND 05 MUST BE REMOVED. WHEN THE POWER TO THE I/O PROCESSOR IS SHUT OFF, IT WILL DISABLE THE FAN.

**DETAIL 7:
WIRING FOR MUA UNIT
(IF APPLICABLE)**

MELINK INTELLI-HOOD CONTROLS
Call 513-965-7300 if any questions

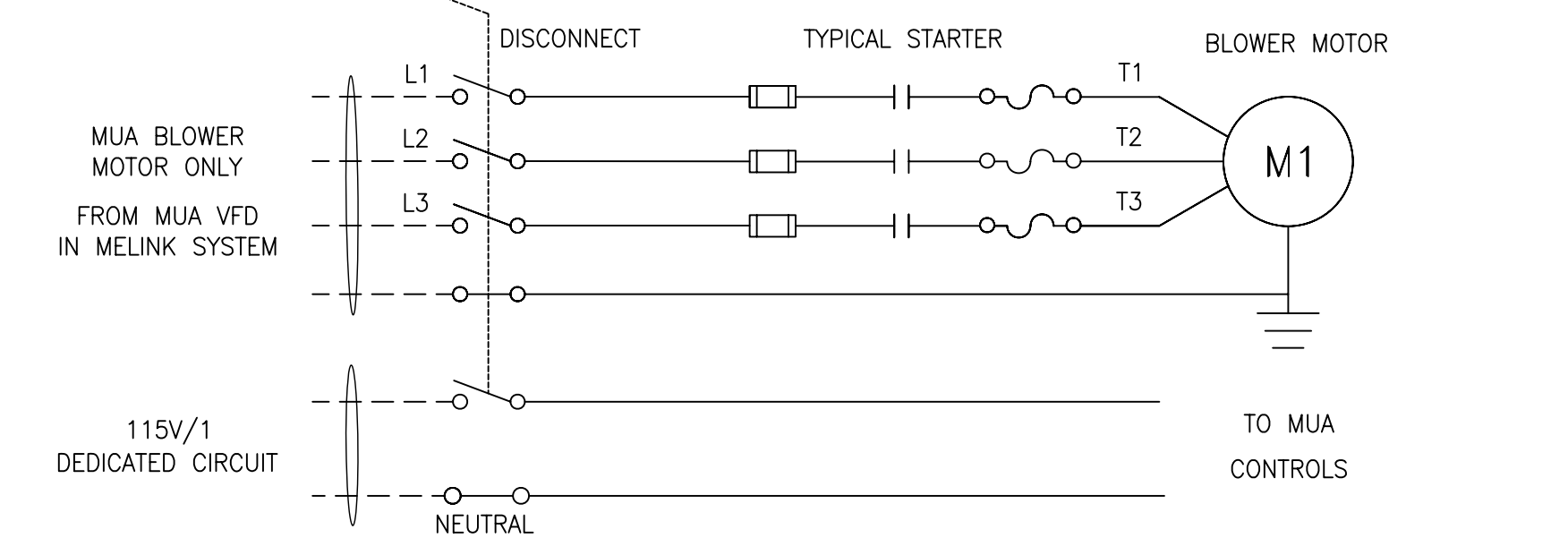


- (A) CONNECT TERMINALS 12, 13, 32, 33 IN I/O PROCESSOR TO THE APPROPRIATE TERMINALS IN THE MUA UNIT AS SHOWN.
- (B) CONNECT DRAIN WIRE TO TERMINAL 22 IN I/O PROCESSOR.
- (C) WHEN THE FANS ARE TURNED ON, THE I/O PROCESSOR (TERMINALS 12 AND 13) WILL SEND 24VAC TO THE MUA UNIT TO ENERGIZE A RELAY. THIS RELAY WILL ENERGIZE THE MUA CONTROL CIRCUIT.
- (D) DURING A CALL FOR HEAT, THE MUA UNIT WILL NEED A RELAY TO PROVIDE A DRY CONTACT CLOSURE TO THE I/O PROCESSOR (TERMINALS 32 AND 33), WHICH WILL INCREASE THE MINIMUM FAN SPEED AND MAINTAIN THE PROPER AIRFLOW ACROSS THE BURNER OR HEAT EXCHANGER.
- (E) MUA CONTROL RELAYS ARE THE RESPONSIBILITY OF THE MECHANICAL CONTRACTOR IF NOT PROVIDED BY MUA OEM.

LEGEND
- - - - - FACTORY INSTALLED
- - - - - FIELD INSTALLED

**DETAIL 8:
MUA CONTROL CIRCUIT WIRING
(IF APPLICABLE)**

MELINK INTELLI-HOOD CONTROLS
Call 513-965-7300 if any questions



- (A) WIRE THREE-PHASE OUTPUT POWER FROM THE MUA VFD TO THE MUA UNIT TO POWER THE BLOWER MOTOR.
- (B) WIRE A DEDICATED 115V CIRCUIT TO THE MUA UNIT TO ENERGIZE THE MUA CONTROLS. DO NOT USE THE VFD OUTPUT TO ENERGIZE THIS CIRCUIT.
- (C) ENSURE 115V CIRCUIT IS IN A SEPARATE CONDUIT FROM THE OUTPUT VOLTAGE FROM THE VFD.

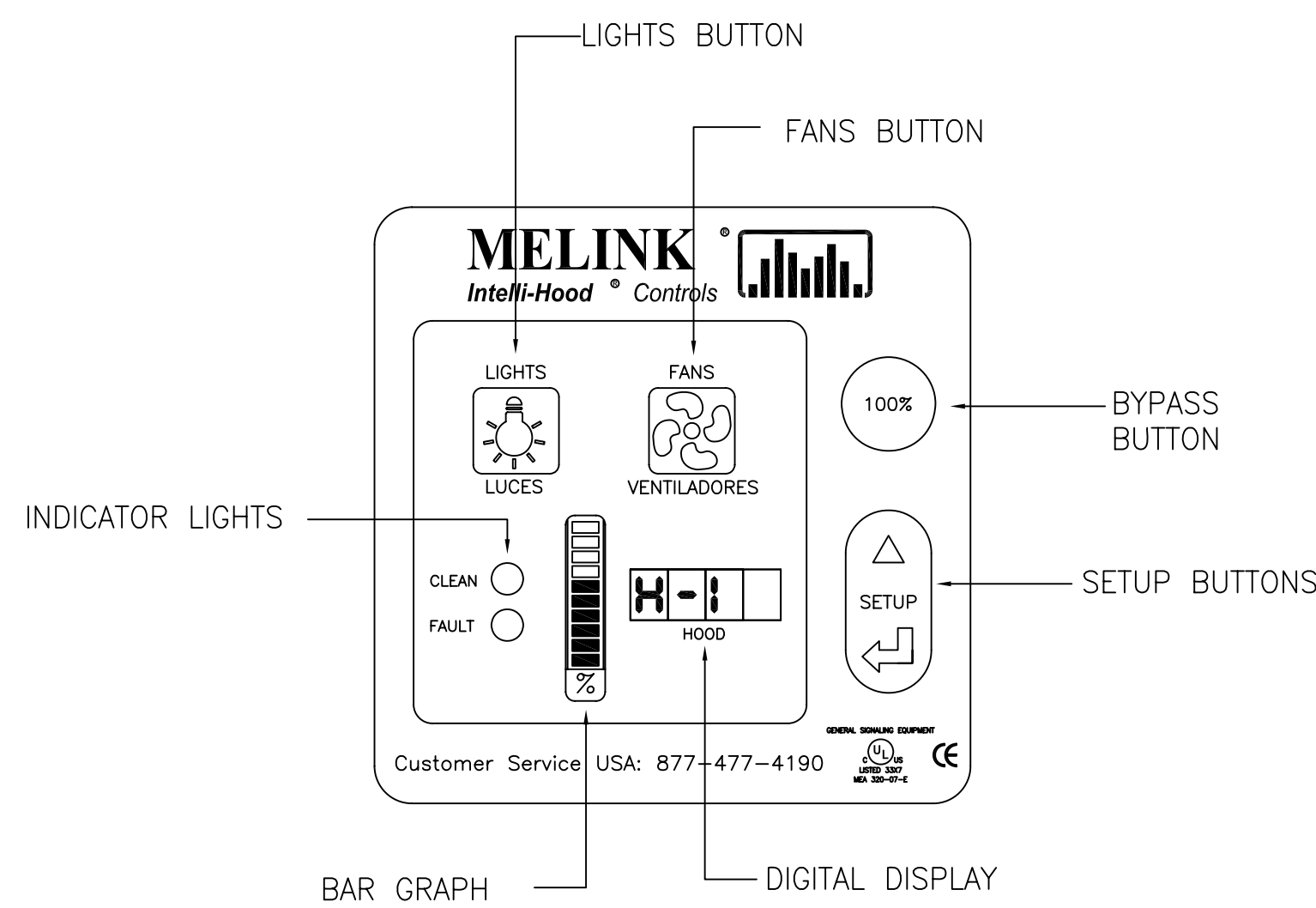
LEGEND
- - - - - FACTORY INSTALLED
- - - - - FIELD INSTALLED

**DETAIL 9:
NOT USED**

MELINK INTELLI-HOOD CONTROLS
Call 513-965-7300 if any questions

**DETAIL 10:
INTELLI-HOOD KEYPAD**

MELINK INTELLI-HOOD CONTROLS
Call 513-965-7300 if any questions



**DETAIL 11:
BLANK**

MELINK INTELLI-HOOD CONTROLS
Call 513-965-7300 if any questions

REVISION NOTES:

MELINK INTELLI-HOOD CONTROLS
Call 513-965-7300 if any questions

- DATE: 01/14/09, BY: RLB
PRELIMINARY DRAWING FOR SUBMITTAL.
ASSUMPTIONS NOTED ON DRAWING.
- DATE: 09/15/09, BY: RLB
REMOVE UV INTERFACE
- DATE 3-3-10 BY ADR
ADDED VFD HP AND VOLTAGE INFO

5140 RIVER VALLEY ROAD
MILFORD, OH 45150
PHONE: (513) 965-7300
FAX: (513) 965-7353
www.melinkcorp.com
intellihood@melinkcorp.com



PROJECT:
JOLIET JUNIOR COLLEGE
JOLIET, IL
SYSTEM 1 (1 OF 2)

PRELIMINARY DRAWING DATE: 01/14/09 DRAWN BY: ADR
RELEASE DRAWING DATE: xx/xx/xx DRAWN BY: -
APPROVED BY: -

REVISIONS:
MARK DATE REV. BY
REV-09/15/09 RLB
REV-2 3-4-10 ADR

SHEET SERIAL NUMBER
2 PRELIM

2 OF 2

SCOPE OF WORK

MELINK INTELLI-HOOD CONTROLS
Call 513-965-7300 if any questions

SCOPE OF WORK TO BE COMPLETED.
SPECIFYING ENGINEER OR GENERAL CONTRACTOR SHALL ASSIGN RESPONSIBILITIES.

1. INSTALL ALL TEMPERATURE AND OPTIC SENSORS IN THE HOODS IN ACCORDANCE WITH THE MELINK INSTALLATION PROCEDURE. SEE DETAIL 1.
2. INSTALL I/O PROCESSOR IN CABINET PROVIDED BY THE HOOD OEM OR IN ANOTHER LOCATION APPROVED BY MELINK. THE CABLE DISTANCE FROM THE I/O PROCESSOR TO ANY HOOD SHALL BE LESS THAN 200 FEET. SEE DETAILS 1, 2, 3.
3. INSTALL KEYPAD. THE CABLE DISTANCE FROM THE PROCESSOR TO THE KEYPAD SHALL BE LESS THAN 50 FEET. PULL AND CONNECT CABLE FROM KEYPAD TO I/O PROCESSOR. SEE DETAILS 1, 2, 3.
4. INSTALL THE VFDS IN THE CABINET WITH THE I/O PROCESSOR OR IN ANOTHER DESIGNATED LOCATION. THE WIRING FROM THE VFD TO THE MOTOR SHALL BE LESS THAN 65 FT FOR 460V MOTORS AND LESS THAN 200 FT FOR 230V MOTORS. SEE DETAIL 3.
5. PULL AND CONNECT COMMUNICATION CABLE FROM I/O PROCESSOR TO VFDS. SEE DETAILS 2, 3.
6. CONNECT CABLES TO THE SENSORS AND PULL CABLES TO THE I/O PROCESSOR. THIS MUST BE DONE WHILE THE TOP OF THE HOOD IS ACCESSIBLE, BEFORE CEILING SUPPORTS, PIPING, DUCTWORK, OR OTHER OBSTRUCTIONS BLOCK ACCESS TO THE TOP OF THE HOOD. SEE DETAILS 1, 2, 3.
7. INSTALL LOW VOLTAGE WIRING FROM I/O PROCESSOR TO MUA UNIT. SEE DETAIL 7.
8. NOT USED
9. WIRE THE I/O PROCESSOR WITH AN INPUT OF 115V FROM A DEDICATED CIRCUIT. THIS CIRCUIT MUST LOSE POWER WHEN THE FIRE SUPPRESSION SYSTEM IS ACTIVATED. SEE DETAILS 4, 5.
10. WIRE I/O PROCESSOR LIGHTS OUTPUT TO THE HOOD LIGHTS. SEE DETAILS 4, 5.
11. WIRE THE VARIABLE FREQUENCY DRIVES (VFD) BY CONNECTING 3-PHASE INPUT POWER FROM THE CIRCUIT BREAKERS. THE OUTPUT WIRING FROM EACH VFD SHALL BE CONNECTED TO THE RESPECTIVE FAN MOTOR. THE OUTPUT WIRING FROM EACH VFD SHALL MUST BE RUN IN SEPARATE CONDUIT. SEE DETAILS 4, 6.
12. WIRE A DEDICATED 115V CIRCUIT TO THE MUA UNIT TO ENERGIZE THE MUA CONTROLS. DO NOT USE VFD OUTPUT TO ENERGIZE THIS CIRCUIT. SEE DETAIL 8.
13. MELINK CERTIFIED STARTUP CONTRACTOR SHALL MAKE CABLE CONNECTIONS AT THE I/O PROCESSOR AND VERIFY CONTROL WIRING, SYSTEM PROGRAMMING, VFD PROGRAMMING, AND FUNCTIONALITY PER SEQUENCE OF OPERATION.
14. MELINK CERTIFIED STARTUP CONTRACTOR IS NOT RESPONSIBLE FOR HIGH VOLTAGE ELECTRICAL WIRING, PROVIDING OR PULLING LOW VOLTAGE CONTROL CABLE, RUNNING OF MELINK SENSOR OR VFD CABLE LONGER THAN 50 FEET, ANY CONDUIT REQUIREMENTS, OR CEILING, FLOOR OR WALL PENETRATIONS.

APPROVALS:
THE MELINK INTELLI-HOOD OPERATOR IS UL AND CUL LISTED, AND CONFORMS WITH ALL APPLICABLE CODES AND STANDARDS INCLUDING NFPA 96, IMC, BOCA, SBCCI, ICBO, NSF, AND CE.

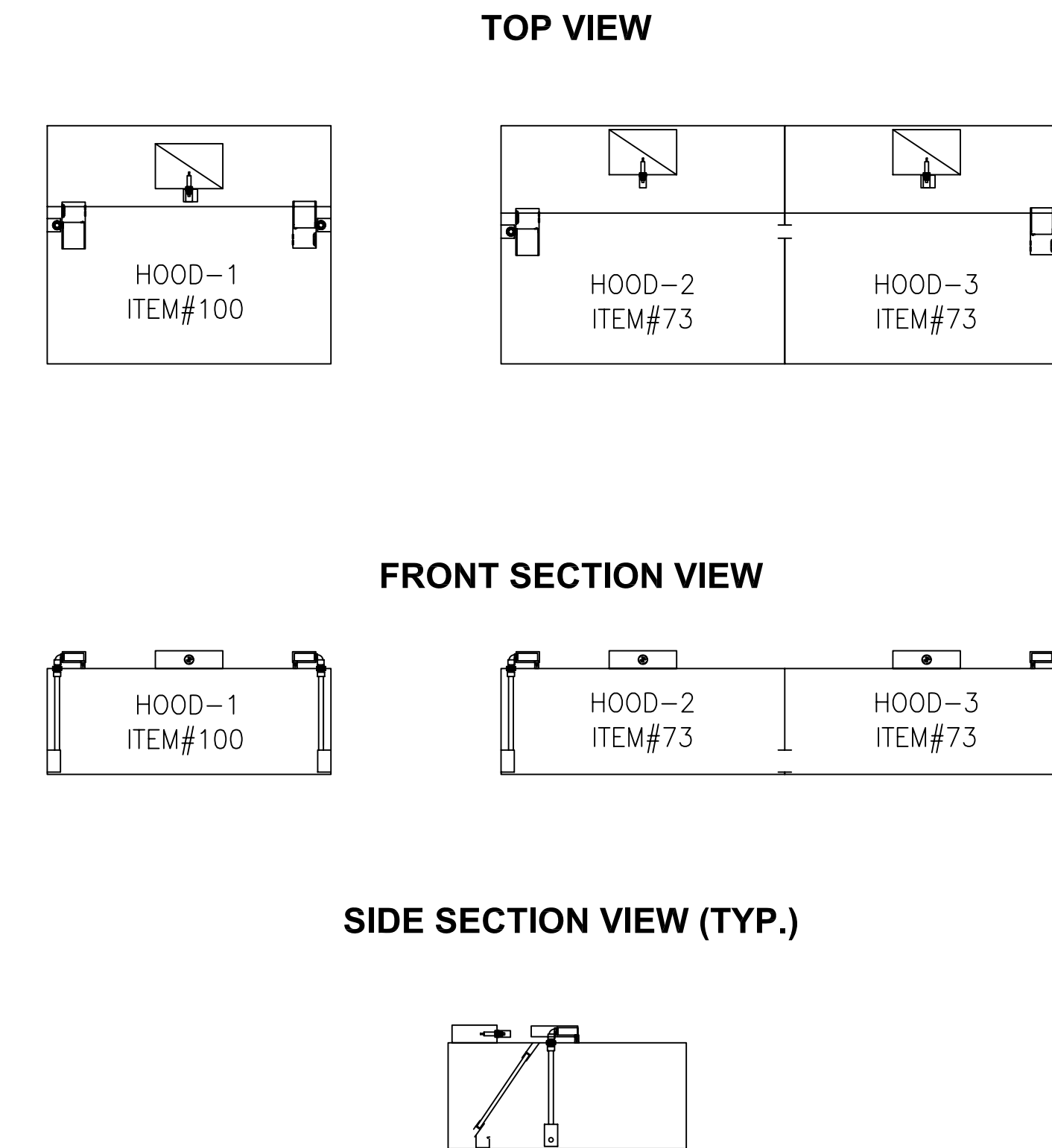
SEQUENCE OF OPERATION

MELINK INTELLI-HOOD CONTROLS
Call 513-965-7300 if any questions

- 1) PRESS THE LIGHTS BUTTON TO TURN ON THE HOOD LIGHTS.
- 2) PRESS THE FANS BUTTON TO TURN THE FANS ON IN THE AUTO MODE. THIS WILL ACCOMPLISH THE FOLLOWING:
 - a) I/O PROCESSOR WILL SEND A RUN COMMAND AND SPEED REFERENCE SIGNAL TO THE VARIABLE FREQUENCY DRIVES.
 - b) I/O PROCESSOR WILL SEND A 24VAC SIGNAL TO THE MUA UNIT TO ENERGIZE THE CONTROL CIRCUIT. IN THE EVENT THE MUA UNIT GOES INTO HEATING MODE, THE MUA UNIT WILL PROVIDE A DRY CLOSURE SIGNAL TO THE I/O PROCESSOR TO INCREASE THE MINIMUM AIR FLOW ACCROSS THE BURNER OR HEAT EXCHANGER.
 - c) THE INTELLI-HOOD SYSTEM WILL AUTOMATICALLY ADJUST EXHAUST AND SUPPLY AIR FLOWS BASED ON ACTUAL COOKING LOADS AS SENSED BY THE TEMPERATURE AND OPTIC SENSORS MOUNTED IN THE HOODS.
- 3) PRESS THE LIGHTS AND FANS BUTTONS AGAIN TO TURN OFF THE LIGHTS AND FANS RESPECTIVELY.
- 4) PRESS THE 100% BUTTON IN CASE OF EMERGENCY TO BYPASS THE SENSORS AND OPERATE THE FANS AT FULL SPEED FOR 10 MINUTES.
- 5) REMOVE POWER TO I/O PROCESSOR TO ACTIVATE FIRE MODE. THIS WILL ACCOMPLISH THE FOLLOWING:
 - a) I/O PROCESSOR WILL SEND A RUN COMMAND AND SPEED REFERENCE SIGNAL TO THE VARIABLE FREQUENCY DRIVES.
 - b) VARIABLE FREQUENCY DRIVES WILL OPERATE FANS AT FULL SPEED. SEE DETAIL 6.

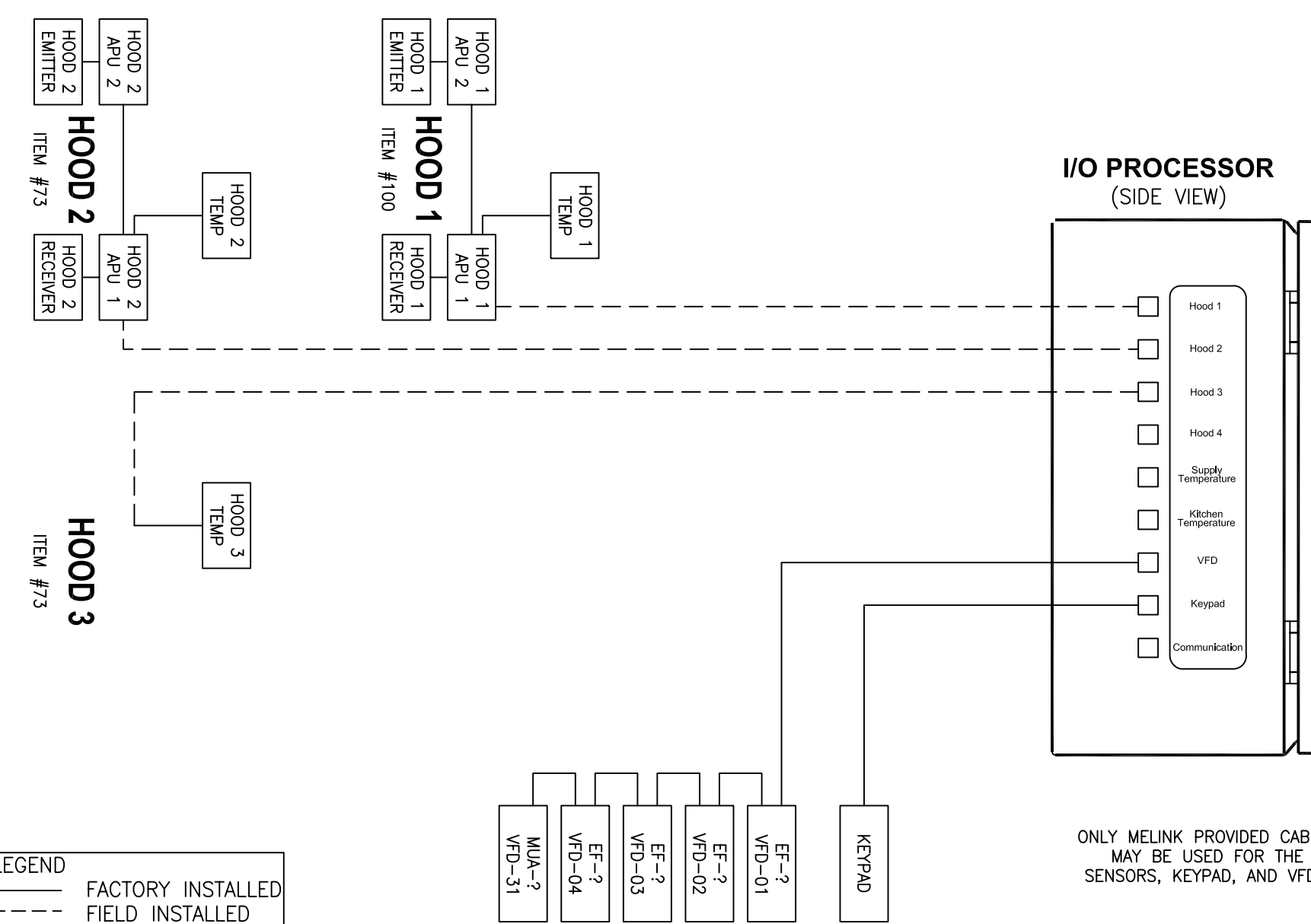
**DETAIL 1:
SENSOR LOCATIONS**

MELINK INTELLI-HOOD CONTROLS
Call 513-965-7300 if any questions



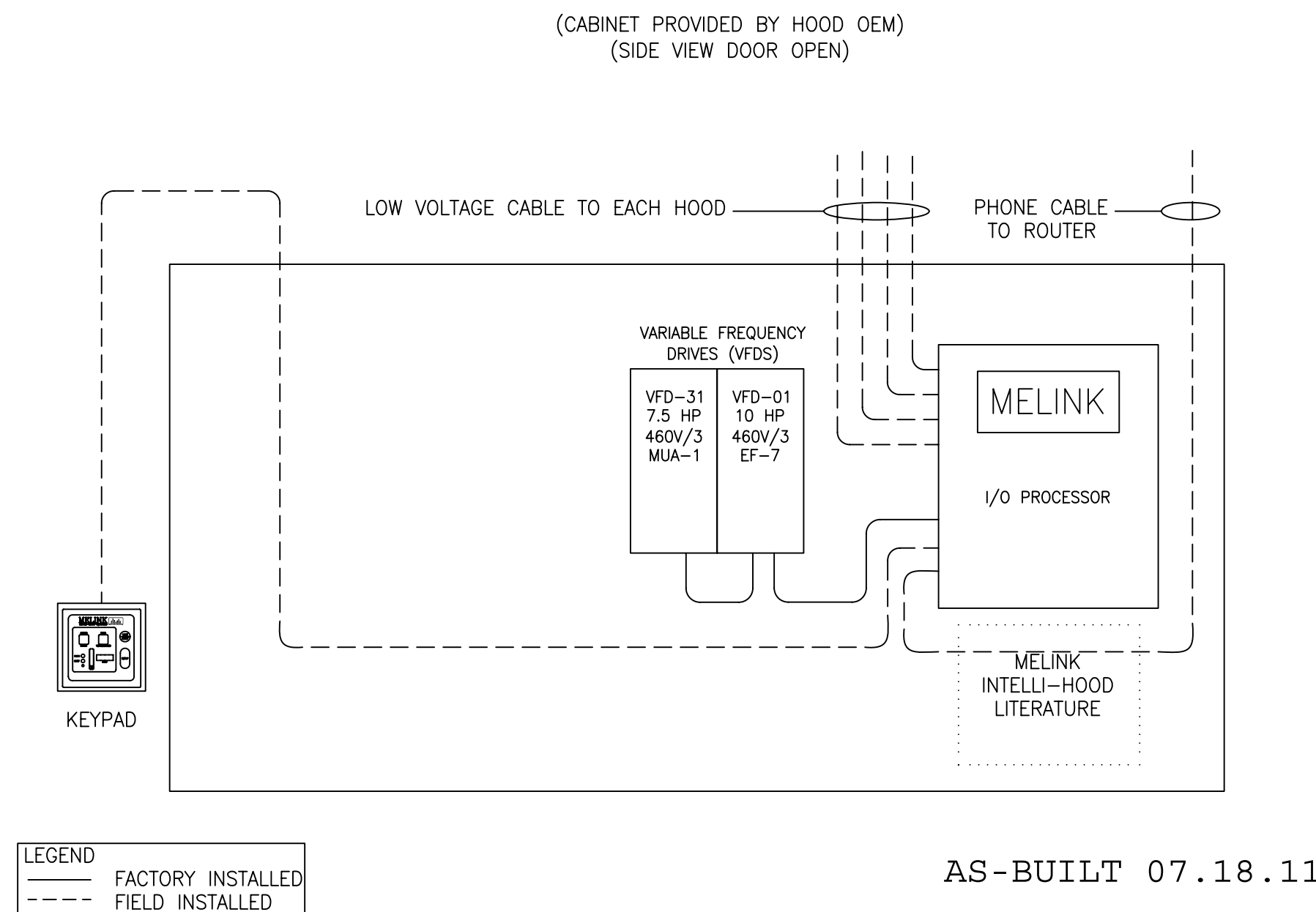
**DETAIL 2:
INSTALL HOOD SENSOR CABLES**

MELINK INTELLI-HOOD CONTROLS
Call 513-965-7300 if any questions




**DETAIL 3:
INTELLI-HOOD CONTROL COMPONENTS**

MELINK INTELLI-HOOD CONTROLS
Call 513-965-7300 if any questions



5140 RIVER VALLEY ROAD
MILFORD, OH 45150
PHONE: (513) 965-7300
FAX: (513) 965-7353
www.melinkcorp.com
intellihood@melinkcorp.com



PROJECT:
JOLIET JUNIOR COLLEGE
JOLIET, IL
SYSTEM 2 (2 OF 2)
PRELIMINARY DRAWING DATE: 07/14/09 DRAWN BY: ADR
RELEASE DRAWING DATE: xx/xx/xx DRAWN BY: ADR
APPROVED BY: -

REVISIONS:
MARK DATE REV. BY
REV-1 09/15/09 RLB
REV-2 3-4-10 ADR

SERIAL NUMBER
PRELIM

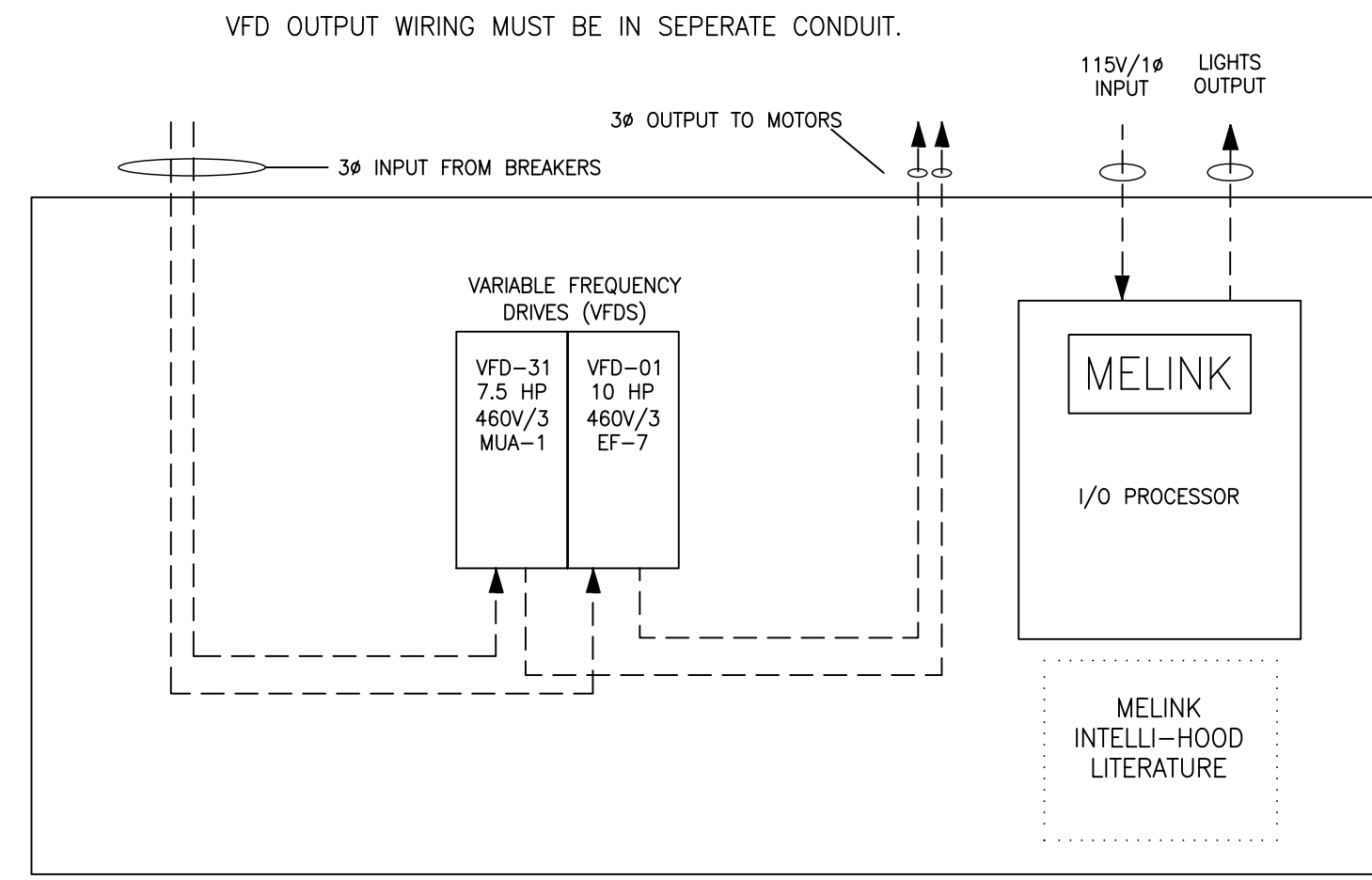
SHEET
1 OF 2

SCALE: OUT

AS-BUILT 07.18.11

**DETAIL 4:
HIGH VOLTAGE WIRING**

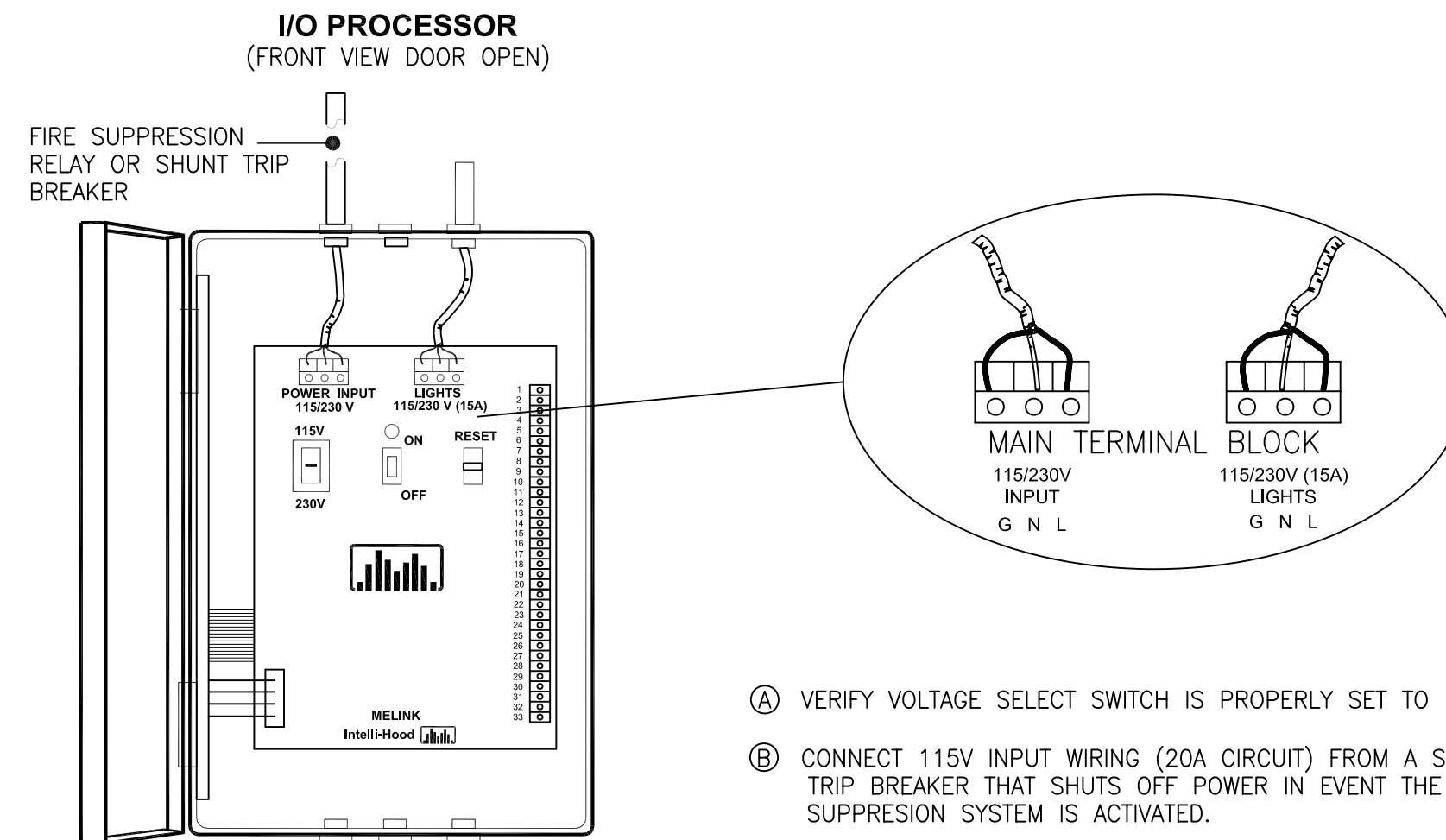
MELINK INTELLI-HOOD CONTROLS
Call 513-965-7300 if any questions



LEGEND
--- FACTORY INSTALLED
- - - FIELD INSTALLED

**DETAIL 5:
MELINK I/O PROCESSOR WIRING**

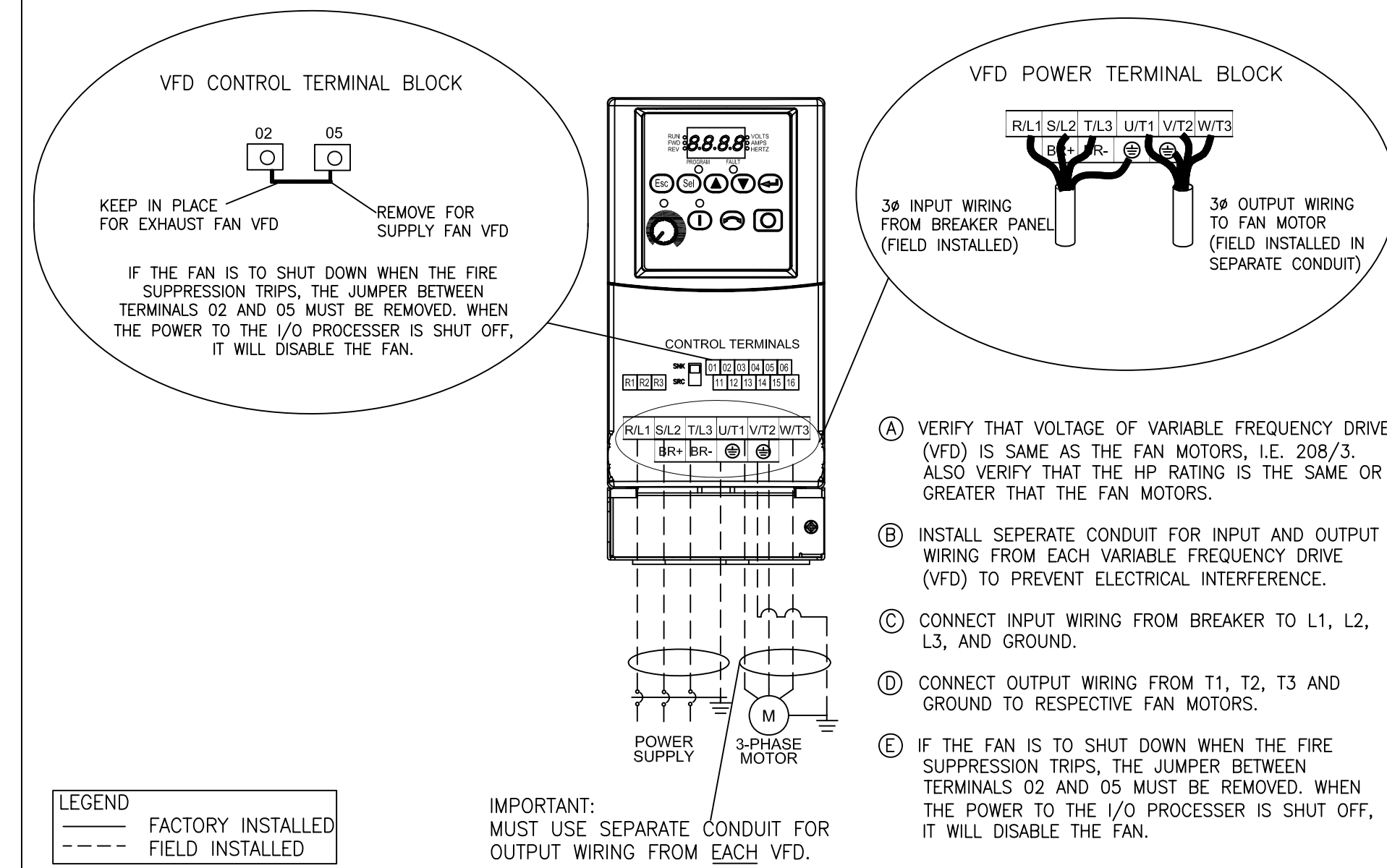
MELINK INTELLI-HOOD CONTROLS
Call 513-965-7300 if any questions



- (A) VERIFY VOLTAGE SELECT SWITCH IS PROPERLY SET TO 115V.
- (B) CONNECT 115V INPUT WIRING (20A CIRCUIT) FROM A SHUNT TRIP BREAKER THAT SHUTS OFF POWER IN EVENT THE FIRE SUPPRESSION SYSTEM IS ACTIVATED.
- (C) CONNECT OUTPUT WIRING TO HOOD LIGHTS (15A MAX.).

**DETAIL 6:
VARIABLE FREQUENCY DRIVE WIRING**

MELINK INTELLI-HOOD CONTROLS
Call 513-965-7300 if any questions

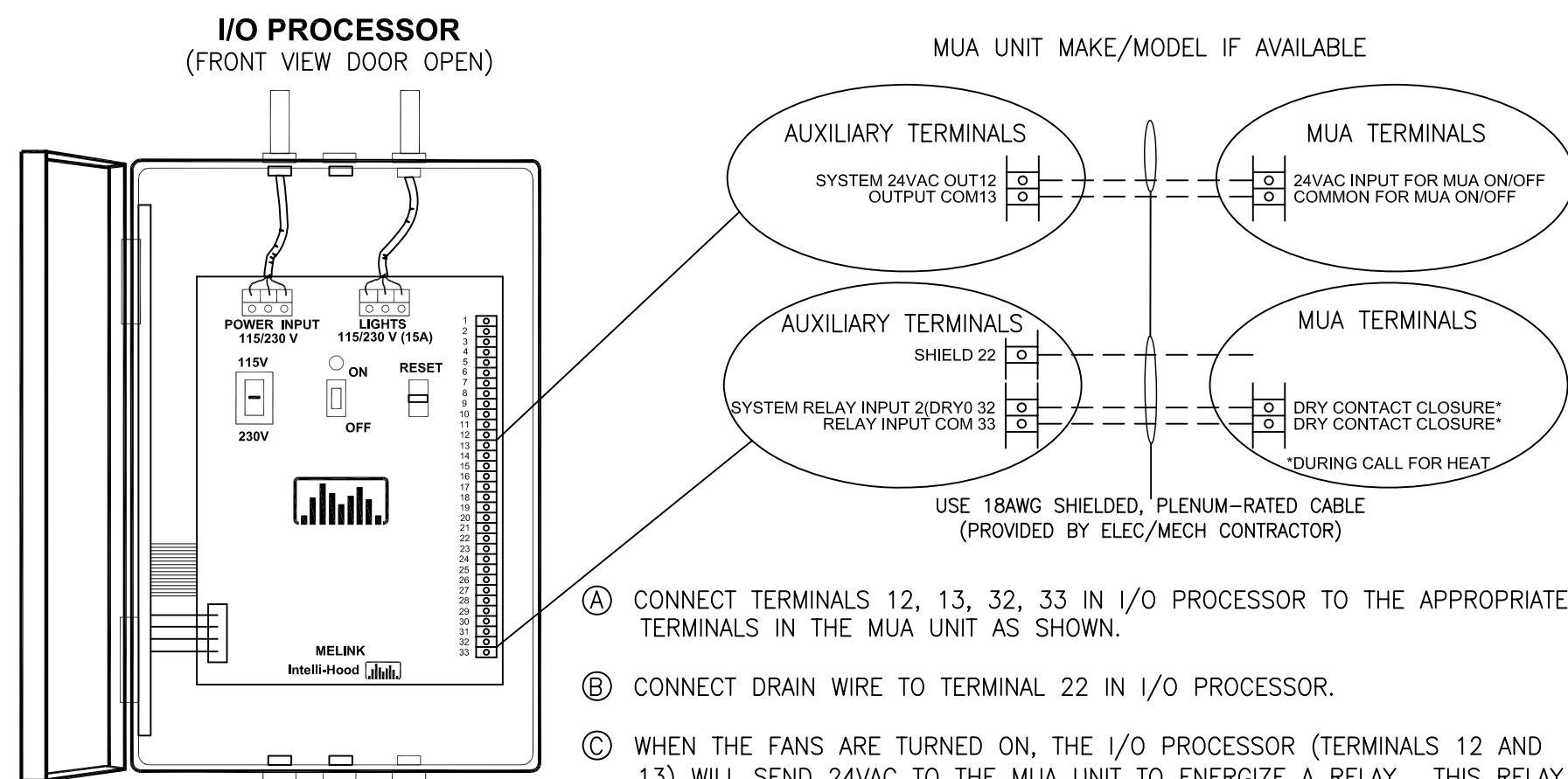


LEGEND
--- FACTORY INSTALLED
- - - FIELD INSTALLED

- (A) VERIFY THAT VOLTAGE OF VARIABLE FREQUENCY DRIVE (VFD) IS SAME AS THE FAN MOTORS, I.E. 208/3. ALSO VERIFY THAT THE HP RATING IS THE SAME OR GREATER THAT THE FAN MOTORS.
- (B) INSTALL SEPARATE CONDUIT FOR INPUT AND OUTPUT WIRING FROM EACH VARIABLE FREQUENCY DRIVE (VFD) TO PREVENT ELECTRICAL INTERFERENCE.
- (C) CONNECT INPUT WIRING FROM BREAKER TO L1, L2, L3, AND GROUND.
- (D) CONNECT OUTPUT WIRING FROM T1, T2, T3 AND GROUND TO RESPECTIVE FAN MOTORS.
- (E) IF THE FAN IS TO SHUT DOWN WHEN THE FIRE SUPPRESSION TRIPS, THE JUMPER BETWEEN TERMINALS 02 AND 05 MUST BE REMOVED. WHEN THE POWER TO THE I/O PROCESSOR IS SHUT OFF, IT WILL DISABLE THE FAN.

**DETAIL 7:
WIRING FOR MUA UNIT
(IF APPLICABLE)**

MELINK INTELLI-HOOD CONTROLS
Call 513-965-7300 if any questions

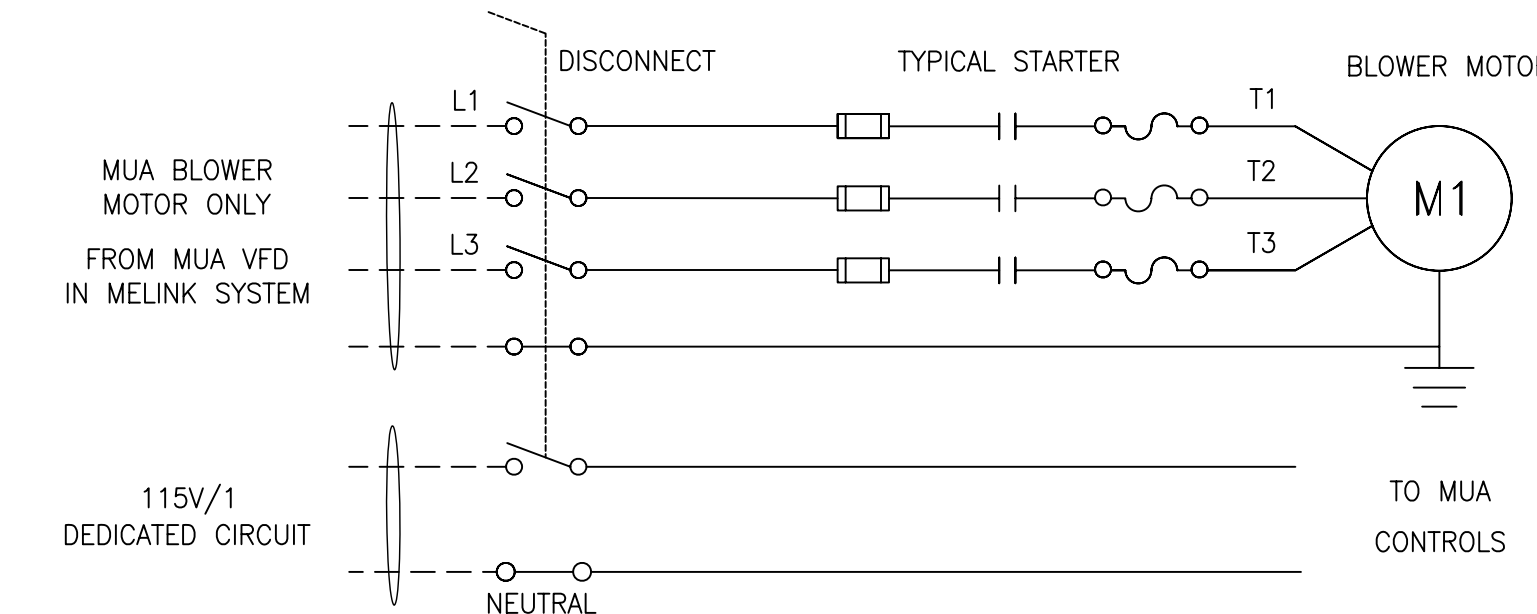


- (A) CONNECT TERMINALS 12, 13, 32, 33 IN I/O PROCESSOR TO THE APPROPRIATE TERMINALS IN THE MUA UNIT AS SHOWN.
- (B) CONNECT DRAIN WIRE TO TERMINAL 22 IN I/O PROCESSOR.
- (C) WHEN THE FANS ARE TURNED ON, THE I/O PROCESSOR (TERMINALS 12 AND 13) WILL SEND 24VAC TO THE MUA UNIT TO ENERGIZE A RELAY. THIS RELAY WILL ENERGIZE THE MUA CONTROL CIRCUIT.
- (D) DURING A CALL FOR HEAT, THE MUA UNIT WILL NEED A RELAY TO PROVIDE A DRY CONTACT CLOSURE TO THE I/O PROCESSOR (TERMINALS 32 AND 33), WHICH WILL INCREASE THE MINIMUM FAN SPEED AND MAINTAIN THE PROPER AIRFLOW ACROSS THE BURNER OR HEAT EXCHANGER.
- (E) MUA CONTROL RELAYS ARE THE RESPONSIBILITY OF THE MECHANICAL CONTRACTOR IF NOT PROVIDED BY MUA OEM.

LEGEND
--- FACTORY INSTALLED
- - - FIELD INSTALLED

**DETAIL 8:
MUA CONTROL CIRCUIT WIRING
(IF APPLICABLE)**

MELINK INTELLI-HOOD CONTROLS
Call 513-965-7300 if any questions



- (A) WIRE THREE-PHASE OUTPUT POWER FROM THE MUA VFD TO THE MUA UNIT TO POWER THE BLOWER MOTOR.
- (B) WIRE A DEDICATED 115V CIRCUIT TO THE MUA UNIT TO ENERGIZE THE MUA CONTROLS. DO NOT USE THE VFD OUTPUT TO ENERGIZE THIS CIRCUIT.
- (C) ENSURE 115V CIRCUIT IS IN A SEPARATE CONDUIT FROM THE OUTPUT VOLTAGE FROM THE VFD.

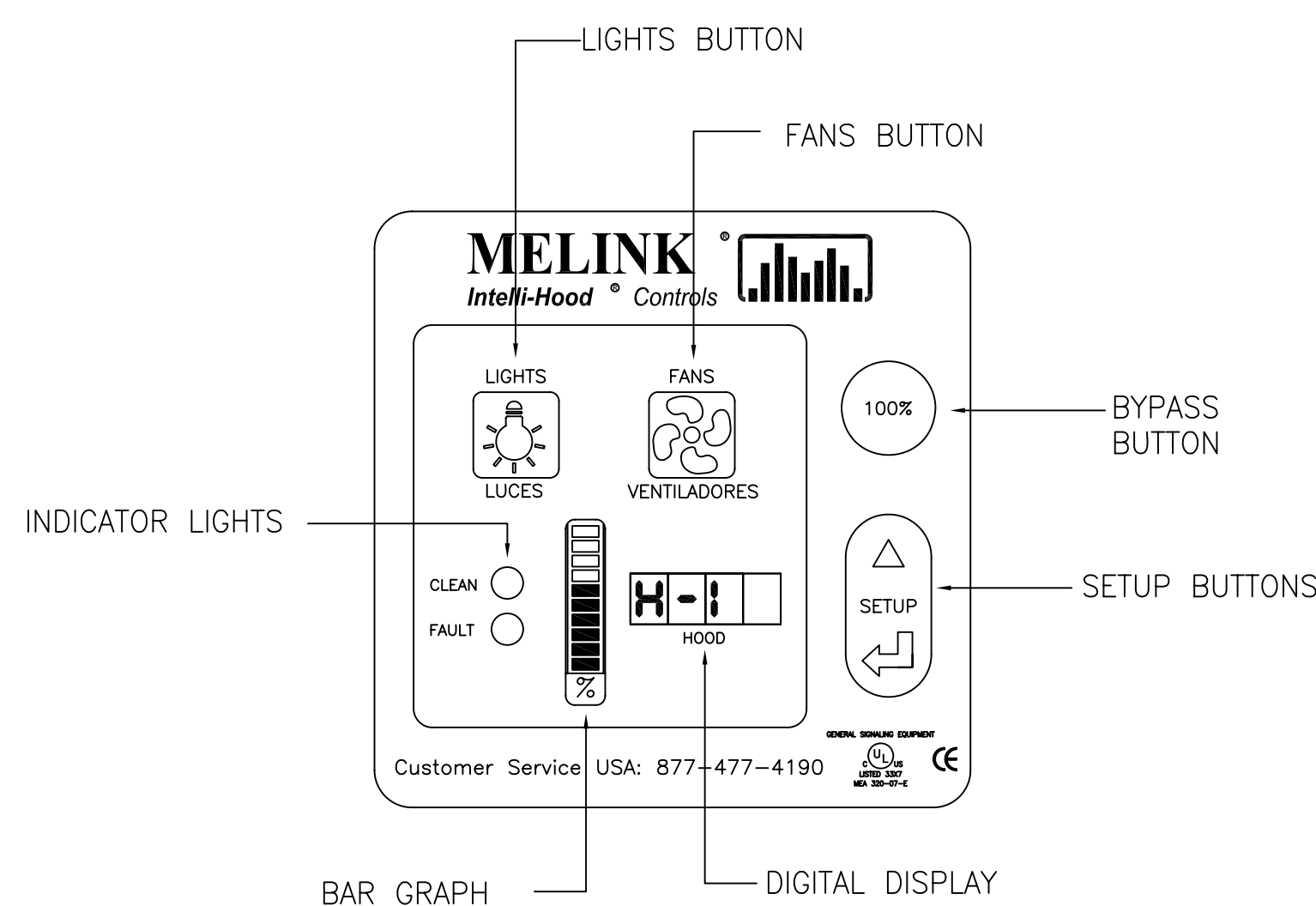
LEGEND
--- FACTORY INSTALLED
- - - FIELD INSTALLED

**DETAIL 9:
NOT USED**

MELINK INTELLI-HOOD CONTROLS
Call 513-965-7300 if any questions

**DETAIL 10:
INTELLI-HOOD KEYPAD**

MELINK INTELLI-HOOD CONTROLS
Call 513-965-7300 if any questions



**DETAIL 11:
BLANK**

MELINK INTELLI-HOOD CONTROLS
Call 513-965-7300 if any questions

REVISION NOTES:

MELINK INTELLI-HOOD CONTROLS
Call 513-965-7300 if any questions

- DATE: 01/14/09, BY: RLB
PRELIMINARY DRAWING FOR SUBMITTAL.
ASSUMPTIONS NOTED ON DRAWING.
- DATE: 09/15/09, BY: RLB
REMOVE UV INTERFACE
- DATE 3-3-10 BY ADR
ADDED VFD HP AND VOLTAGE INFO

AS-BUILT 07.18.11

5140 RIVER VALLEY ROAD
MILFORD, OH 45150
PHONE: (513) 965-7300
FAX: (513) 965-7353
www.melinkcorp.com
intellihood@melinkcorp.com

MELINK

PROJECT:
JOLIET JUNIOR COLLEGE
JOLIET, IL
SYSTEM 2 (2 OF 2)

PRELIMINARY DRAWING DATE: 01/14/09
DRAWN BY: ADR
RELEASE DRAWING DATE: xx/xx/xx
DRAWN BY: ADR
APPROVED BY: -

REVISIONS:
MARK DATE REV. BY
REV-09/15/09 RLB
REV-2 3-4-10 ADR

SHEET

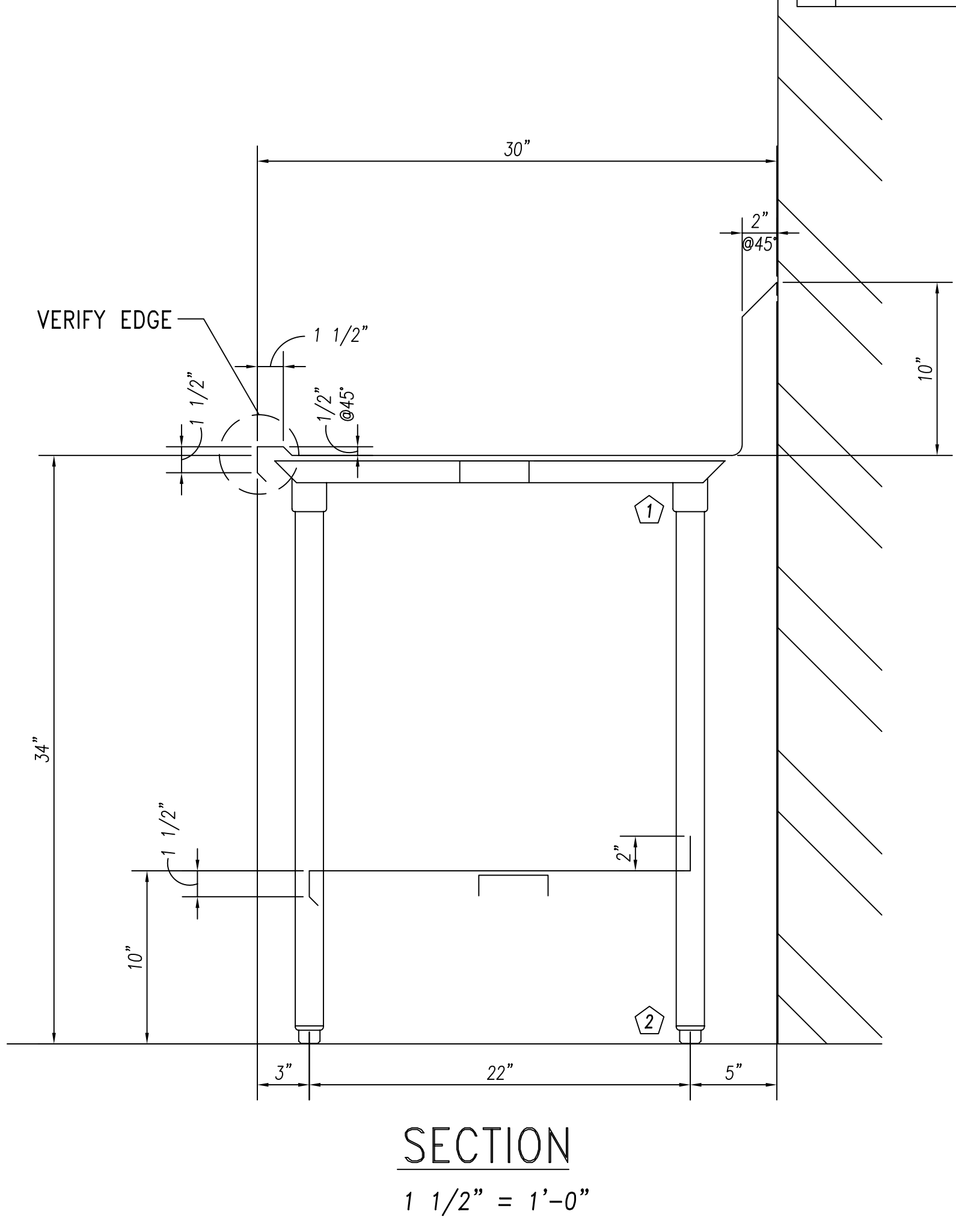
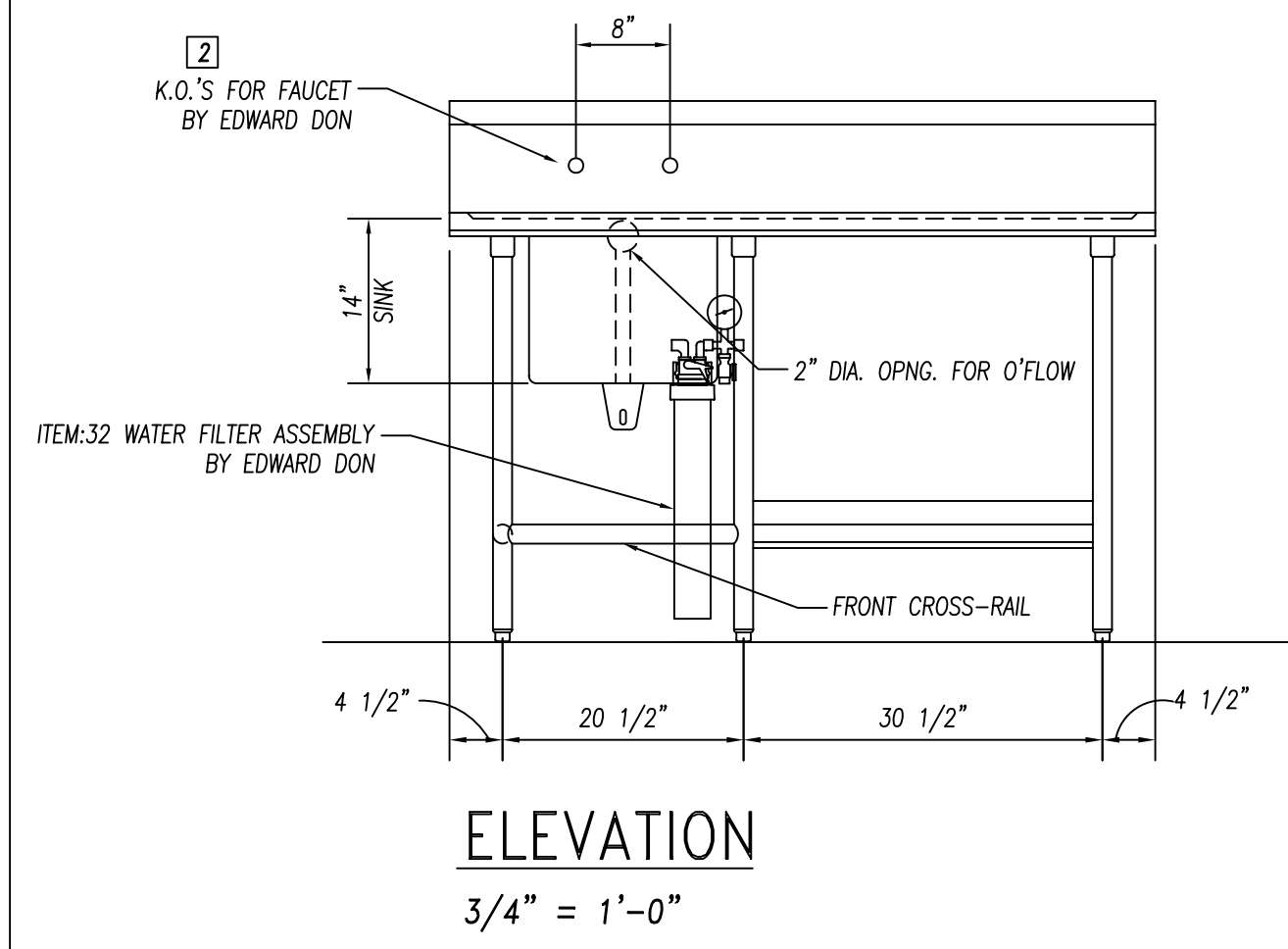
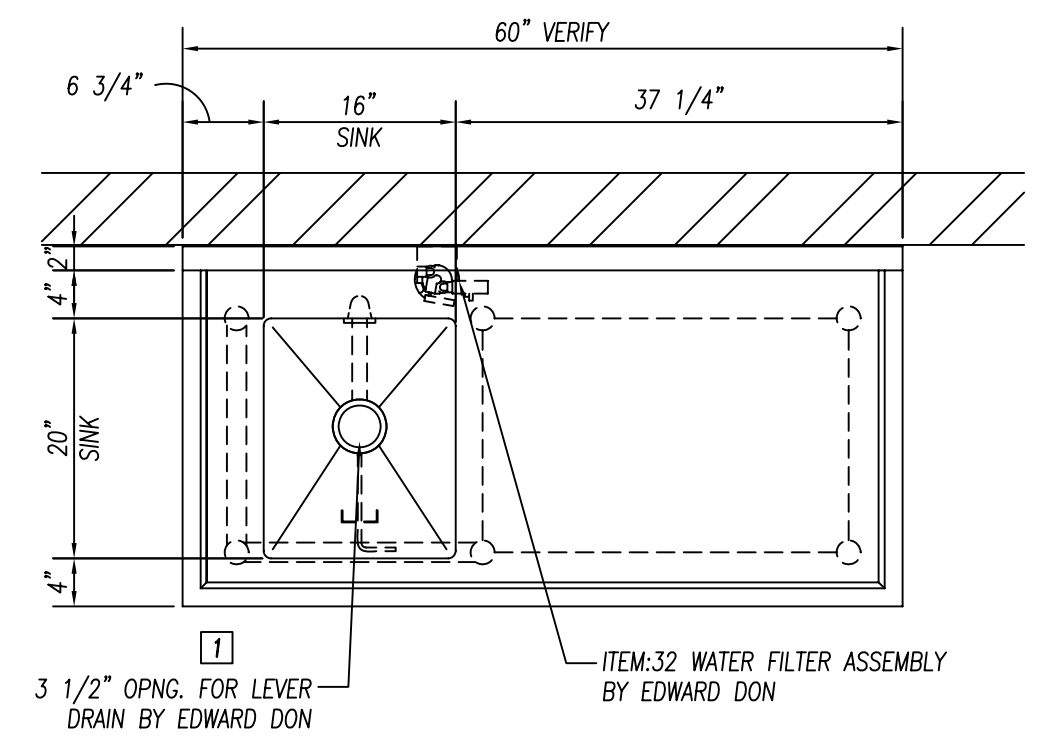
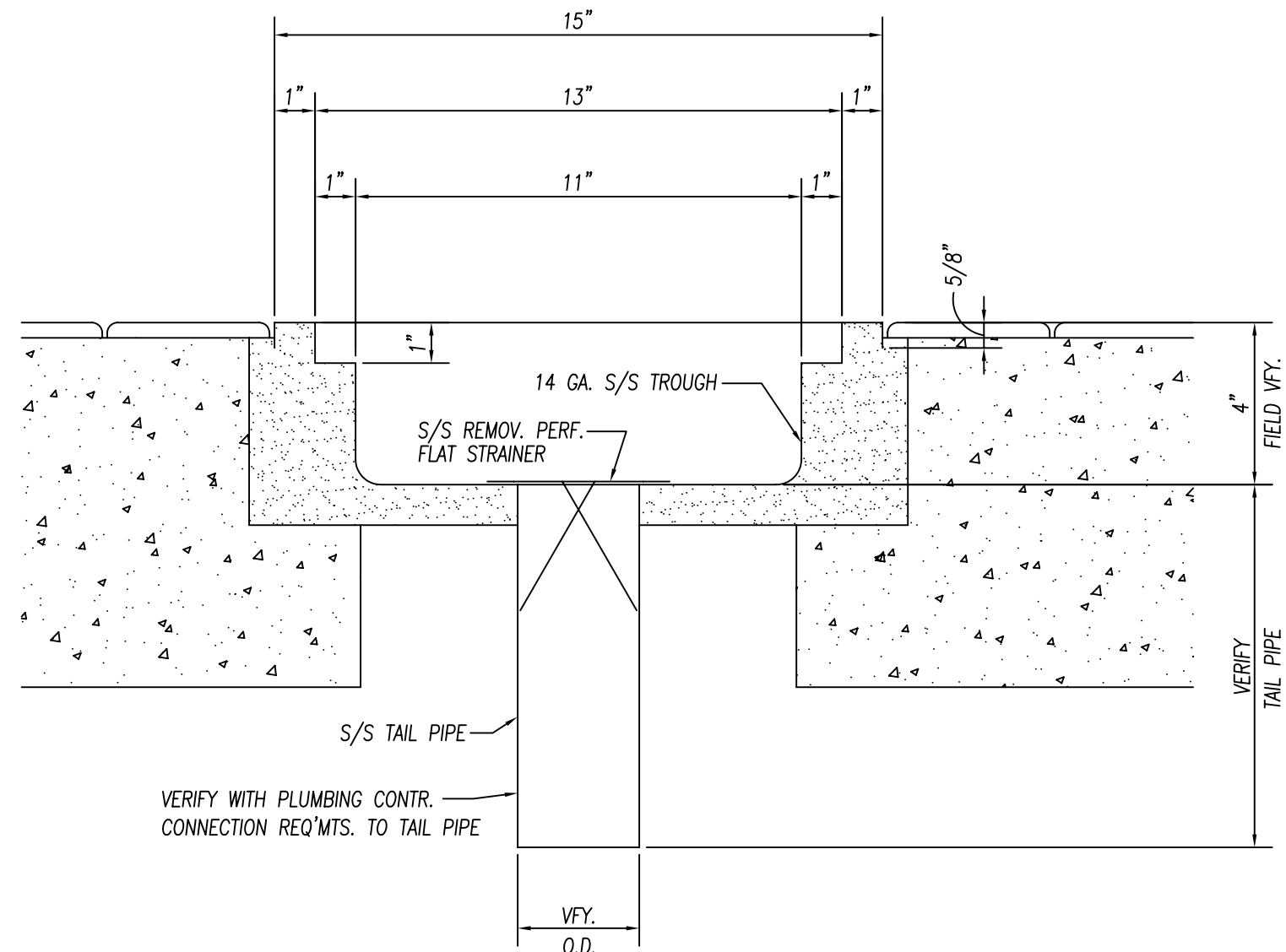
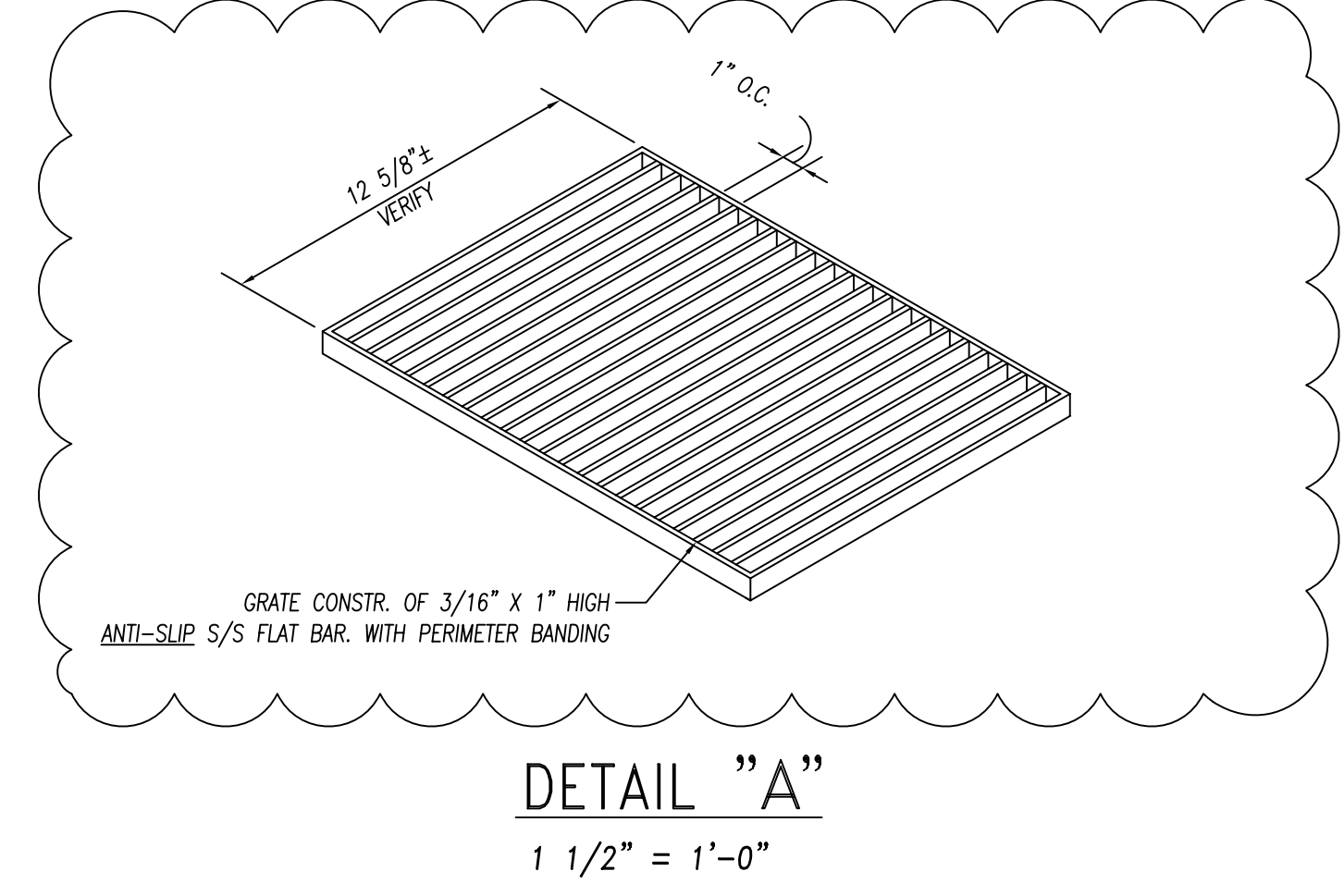
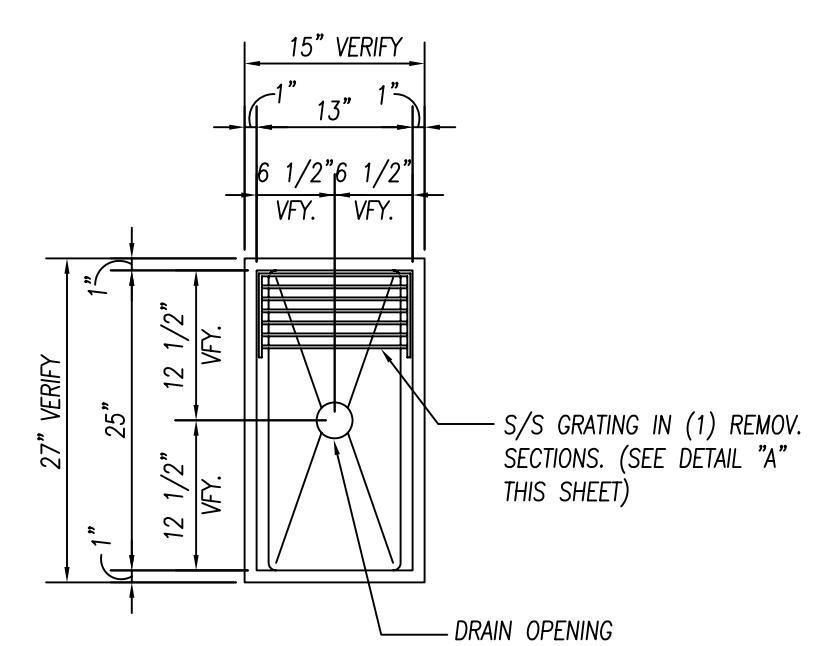
SERIAL NUMBER
PRELIM

2 OF 2

SCALE: OUT

NOTE TO SHOP!
 PROVIDE (2) 8'-6" LONG &
 (4) 10'-0" LONG
 ALUMINUM TRIM ANGLES

ITEM:4 ALUMINUM TRIM ANGLES
 (6) TOTAL REQ'D.



GENERAL NOTES		
NO.	DESCRIPTION	MATERIAL
1	TOPS AND SINKS	14 GA. S/S
2	REINFORCEMENT-UNEXPOSED	1 1/2" X 4" X 1 1/2" X 14 GA. GALV. CHANNEL
3	REINFORCEMENT-EXPOSED	1 1/2" X 4" X 1 1/2" X 14 GA. S/S CHANNEL
4	LEGS & CROSSRAILS	1 5/8" DIA. X 16 GA. S/S TUBING
5	REMOV. UNDERSHELVES	16 GA. S/S
6	WALL & OVERSHELVES	16 GA. S/S WITH 14 GA. S/S BRACKETS
7	COUNTER BODY	18 GA. S/S
8	DOOR AND DRAWER FACES	18 GA. S/S DOUBLE PAN CONSTR. SOUND DEADEN WITH STYROFOAM
9	FIXED UNDERSHELVES	16 GA. S/S
10	SOUND DEADENING	FULLY AT UNDERSIDE OF TOPS
11	FASTNERS	CHROME ACORN NUTZ NO EXPOSED FASTNERS

REINFORCEMENT TO BE NOT MORE THAN 30" O.C. WITH INTERSECTIONS OF CHANNELS FULLY WELDED. SOUND DEADENING MASTIC TO BE APPLIED BETWEEN TOP & CHANNEL REINFORCEMENT ONLY.

PARTS LIST			
ID.#	QTY.	DESCRIPTION	MFG. & MODEL NUMBER
1	6	S/S GUSSETS	COMPONENT HARDWARE #A18-0206
2	6	S/S BULLET FEET	COMPONENT HARDWARE #A10-0851

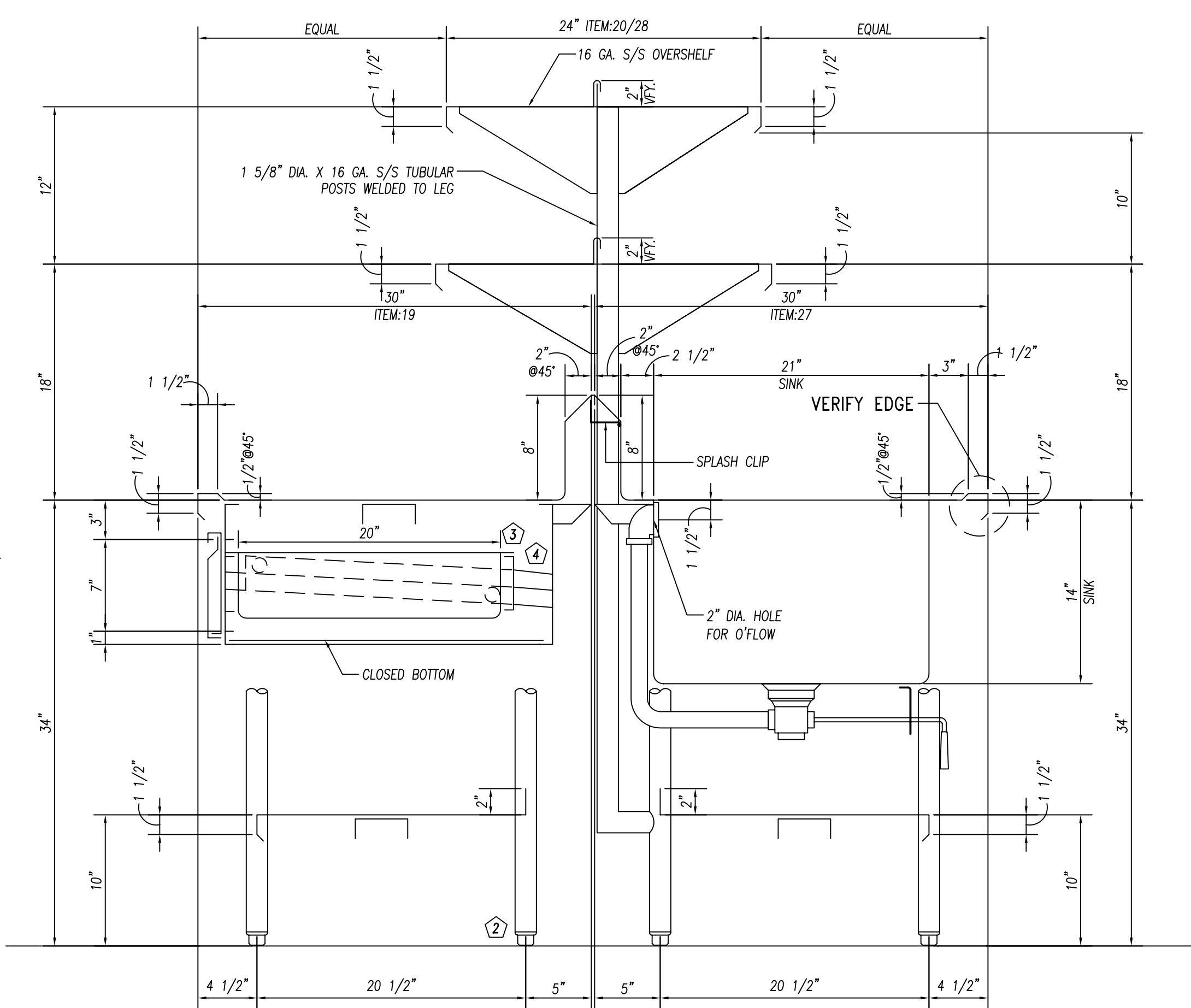
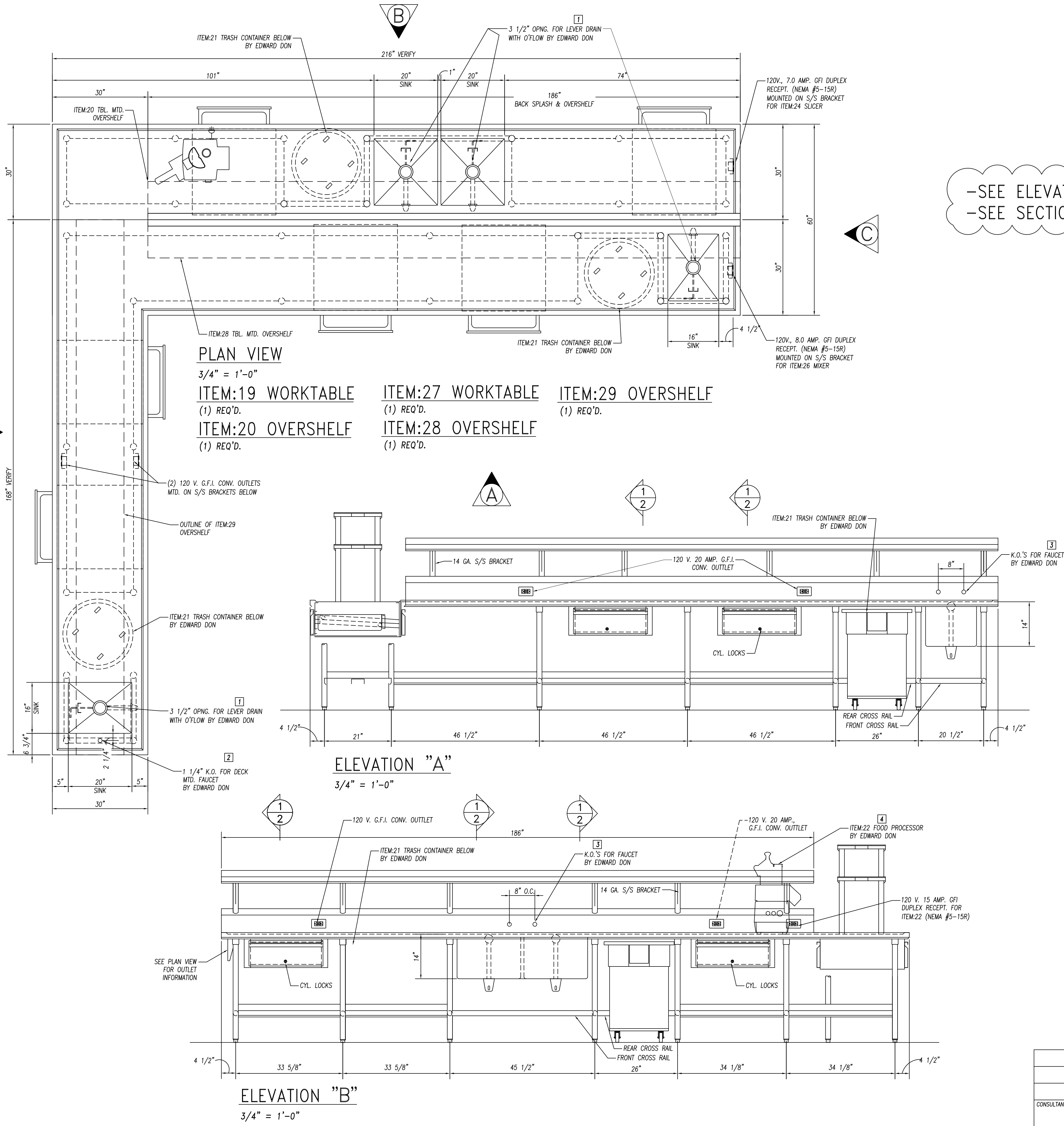
BUYOUT LIST			
ID.#	QTY.	DESCRIPTION	MFG. & MODEL NUMBER
1	1	LEVER DRAIN W/O'FLOW	T & S #B-3970-01
2	1	SPLASH MTD. FAUCET	T & S #B-0231/B-0199-01 AERATOR

These Items ARE NOT PROVIDED BY NATIONWIDE
 ★ Items That Must Be Shipped To Nationwide For Installation

	10923 LEROY DRIVE NORTHGLENN, CO. 80233	PHONE: (303) 853-0107 FAX: (303) 853-0114
DATE: 2-22-10 DRAWN BY: CUSHING CHECKED BY: SCALE: AS NOTED ITEMS THIS SHEET:	PROJECT: JOLIET JR. COLLEGE Joliet, IL CUSTOMER: EDWARD DON North Riverside, IL	PAGE NUMBER 1 OF 24 JOB NUMBER 5789
CONSULTANT: Mackesey And Associates LLC Crystal Lake, IL	ITEM:4 ALUMINUM TRIM ANGLES, ITEM:8 FLOOR TROUGH ITEM:31 WORKTABLE	

GENERAL NOTES		
NO.	DESCRIPTION	MATERIAL
1	TOPS AND SINKS	14 GA. S/S
2	REINFORCEMENT-UNEXPOSED	1 1/2" X 4" X 1 1/2" X 14 GA. GALV. CHANNEL
3	REINFORCEMENT-EXPOSED	1 1/2" X 4" X 1 1/2" X 14 GA. S/S CHANNEL
4	LEGS & CROSSRAILS	1 5/8" DIA. X 16 GA. S/S TUBING
5	REMOV. UNDERSHELVES	16 GA. S/S
6	WALL & OVERSHELVES	16 GA. S/S WITH 14 GA. S/S BRACKETS
7	COUNTER BODY	18 GA. S/S
8	DOOR AND DRAWER FACES	18 GA. S/S DOUBLE PAN CONSTR. SOUND DEADENING MASTIC TO BE APPLIED BETWEEN TOP & CHANNEL REINFORCEMENT ONLY.
9	FIXED UNDERSHELVES	16 GA. S/S
10	SOUND DEADENING	FULLY AT UNDERSIDE OF TOPS
11	FASTNERS	CHROME ACORN NUTZ NO EXPOSED FASTNERS

-SEE ELEVATIONS "C & D" ON SHEET:3
-SEE SECTION ON SHEET:3



PARTS LIST			
ID.#	QTY.	DESCRIPTION	MFG. & MODEL NUMBER
1	36	S/S GUSSETS	COMPONENT HARDWARE #A18-0206
2	36	S/S BULLET FEET	COMPONENT HARDWARE #A10-0851

BUYOUT LIST			
ID.#	QTY.	DESCRIPTION	MFG. & MODEL NUMBER
1	4	LEVER DRAIN W/O'FLOW	T & S #B-3970-01
2	1	DECK MTD. FAUCET	T & S #B-0201/B-0199-01 AERATOR
3	2	SPLASH MTD. FAUCET	T & S #B-0231/B-0199-01 AERATOR

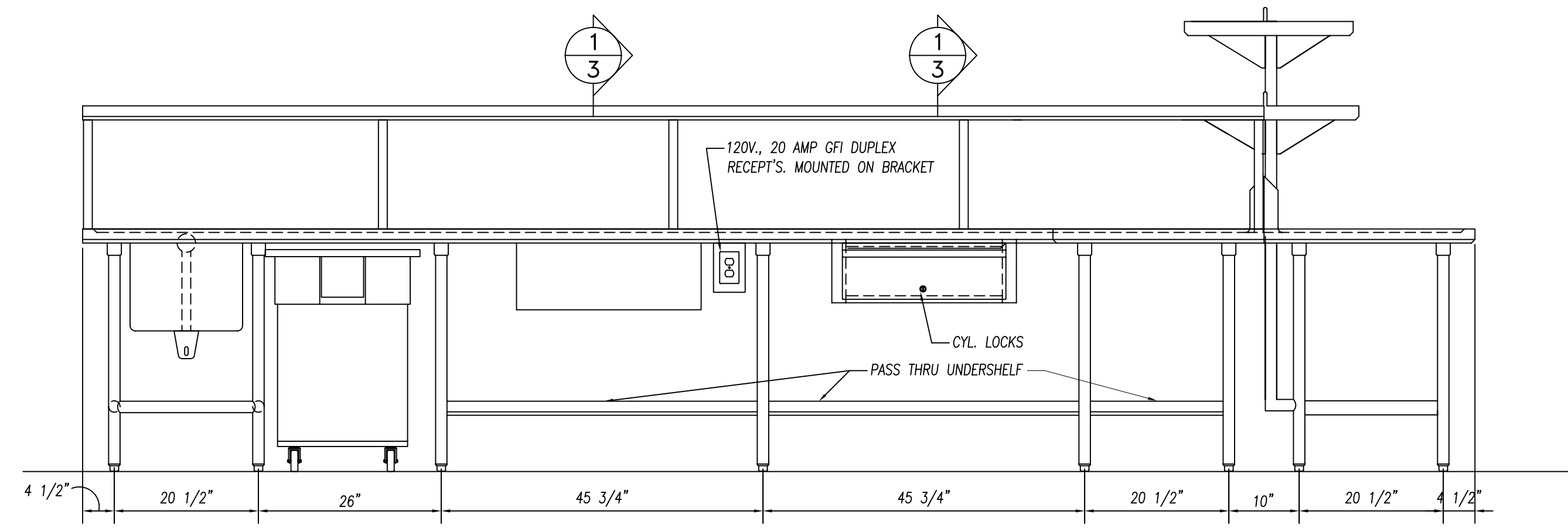
These Items ARE NOT PROVIDED BY NATIONWIDE
★ Items That Must Be Shipped To Nationwide For Installation

		10923 LEROY DRIVE NORTHGLENN, CO. 80233	PHONE: (303) 853-0107 FAX: (303) 853-0114
	PROJECT: JOLIET JR. COLLEGE Joliet, IL		
DATE: 2-22-10 DRAWN BY: CUSHING CHECKED BY:	CUSTOMER: EDWARD DON North Riverside, IL		PAGE NUMBER 2 OF 24
SCALE: AS NOTED ITEMS THIS SHEET:	CONSULTANT: Mackesey And Associates LLC Crystal Lake, IL		JOB NUMBER 5789

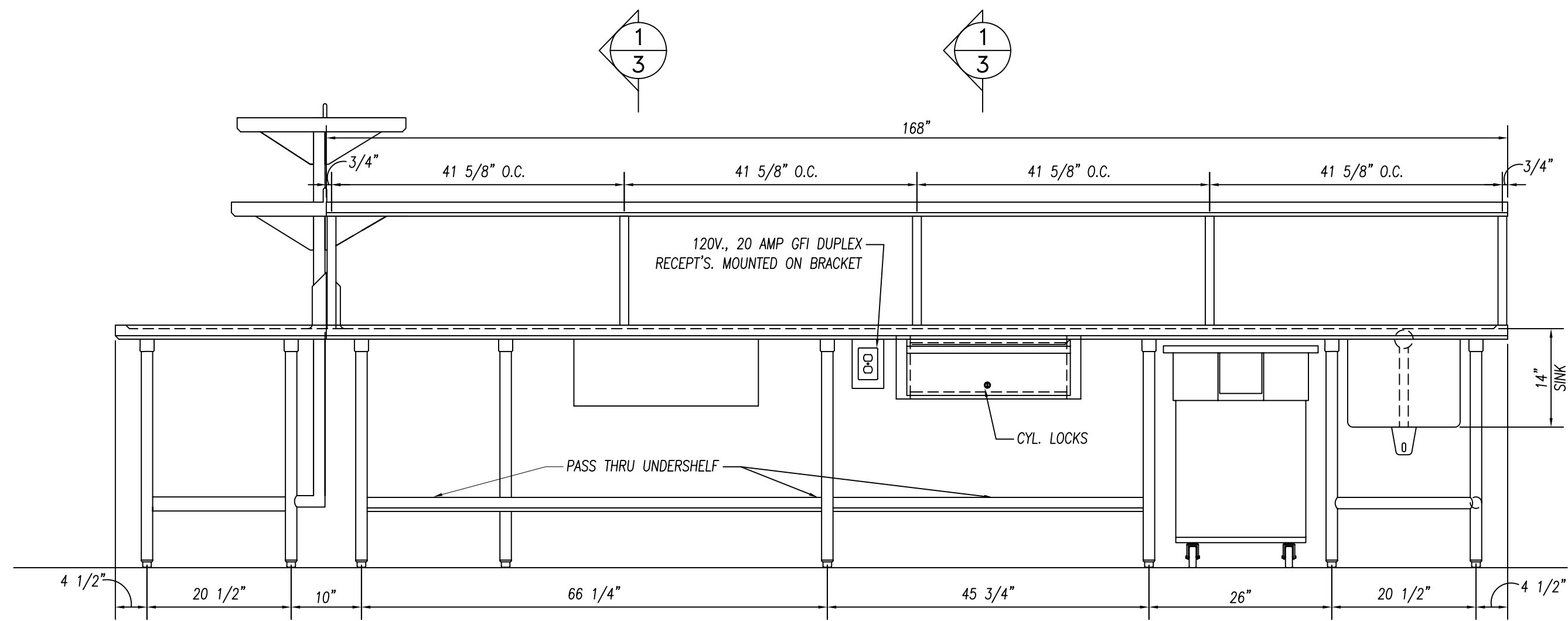
REVISIONS:

GENERAL NOTES		
NO.	DESCRIPTION	MATERIAL
1	TOPS AND SINKS	14 GA. S/S
2	REINFORCEMENT-UNEXPOSED	1 1/2" X 4" X 1 1/2" X 14 GA. GALV. CHANNEL
3	REINFORCEMENT-EXPOSED	1 1/2" X 4" X 1 1/2" X 14 GA. S/S CHANNEL
4	LEGS & CROSSRAILS	1 5/8" DIA. X 16 GA. S/S TUBING
5	REMOV. UNDERSHELVES	16 GA. S/S
6	WALL & OVERSHELVES	16 GA. S/S WITH 14 GA. S/S BRACKETS
7	COUNTER BODY	18 GA. S/S
8	DOOR AND DRAWER FACES	18 GA. S/S DOUBLE PAN CONSTR. SOUND DEADEN WITH STYROFOAM
9	FIXED UNDERSHELVES	16 GA. S/S
10	SOUND DEADENING	FULLY AT UNDERSIDE OF TOPS
11	FASTNERS	CHROME ACORN NUTZ NO EXPOSED FASTNERS

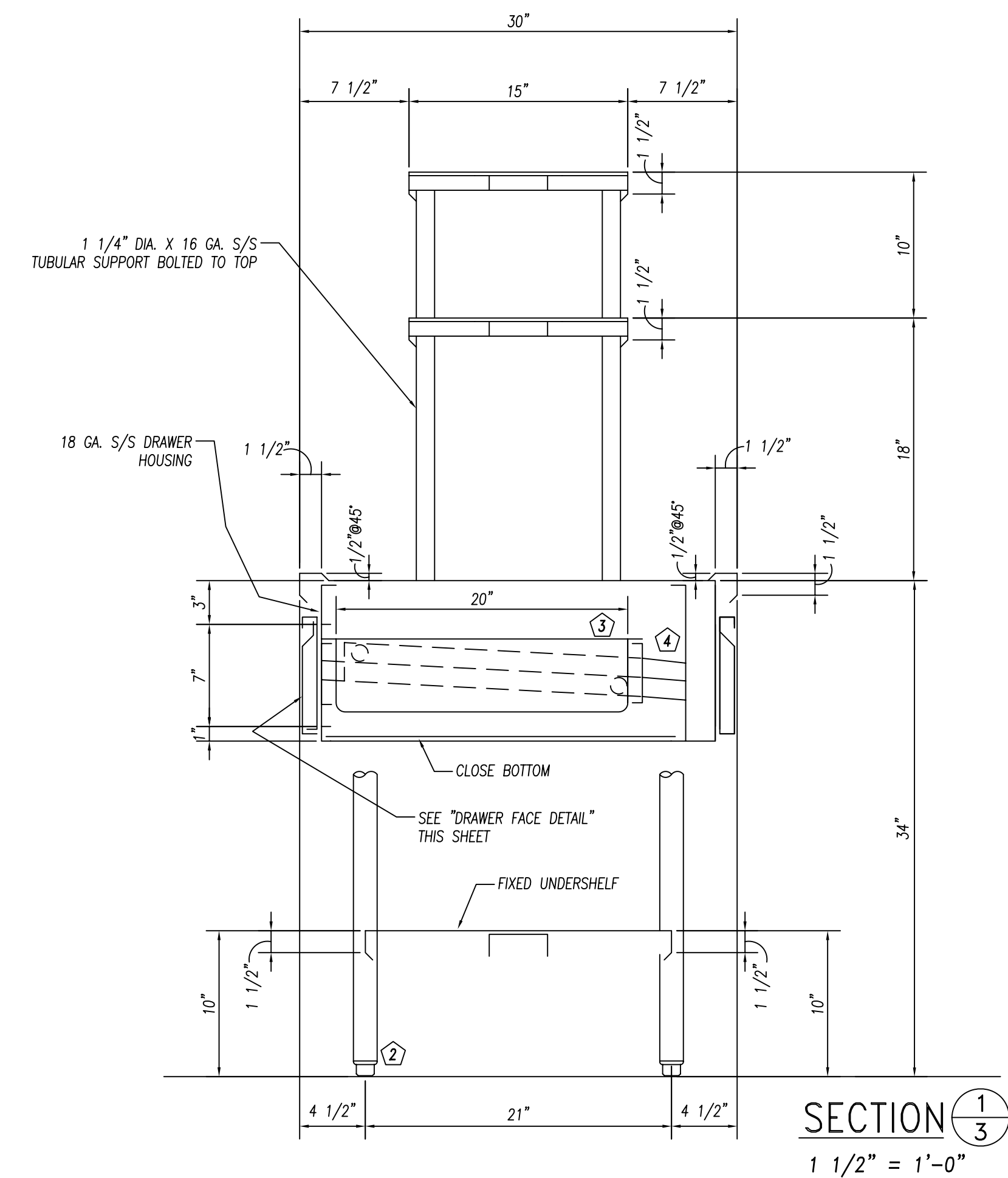
REINFORCEMENT TO BE NOT MORE THAN 30" O.C. WITH INTERSECTIONS OF CHANNELS FULLY WELDED. SOUND DEADENING MASTIC TO BE APPLIED BETWEEN TOP & CHANNEL REINFORCEMENT ONLY.



ELEVATION "C"
3/4" = 1'-0"



ELEVATION "D"
3/4" = 1'-0"



SECTION 1/3
1 1/2" = 1'-0"

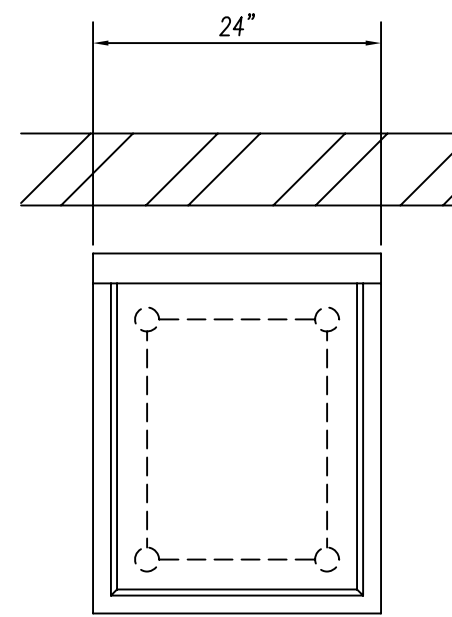
PARTS LIST			
ID.#	QTY.	DESCRIPTION	MFG. & MODEL NUMBER
1	36	S/S GUSSETS	COMPONENT HARDWARE #A18-0206
2	36	S/S BULLET FEET	COMPONENT HARDWARE #A10-0851

BUYOUT LIST			
ID.#	QTY.	DESCRIPTION	MFG. & MODEL NUMBER
1	4	LEVER DRAIN W/O FLOW	T & S #B-3970-01
2	1	DECK MTD. FAUCET	T & S #B-0201/B-0199-01 AERATOR
3	2	SPLASH MTD. FAUCET	T & S #B-0231/B-0199-01 AERATOR

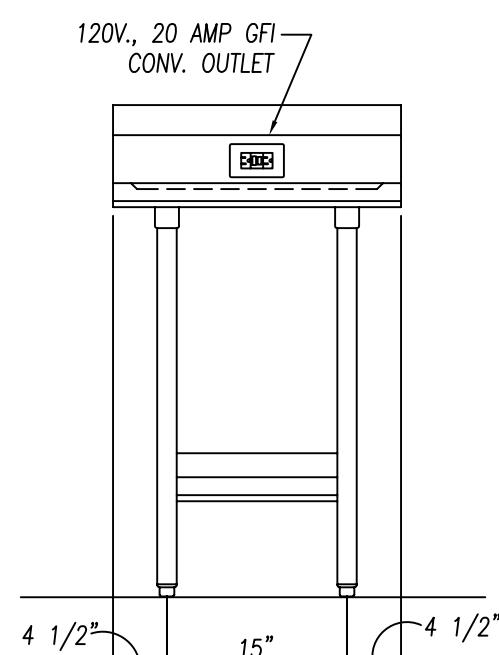
These Items ARE NOT PROVIDED BY NATIONWIDE
★ Items That Must Be Shipped To Nationwide For Installation

		10923 LEROY DRIVE NORTHGLENN, CO. 80233 PHONE: (303) 853-0107 FAX: (303) 853-0114	
	DATE: 2-22-10 DRAWN BY: CUSHING CHECKED BY: SCALE: AS NOTED ITEMS THIS SHEET:	PROJECT: JOLIET JR. COLLEGE Joliet, IL CUSTOMER: EDWARD DON North Riverside, IL	
REVISIONS:		ITEM:19 WORKTABLE, ITEM:20 OVERSHELF ITEM:27 WORKTABLE, ITEM:28 OVERSHELF, ITEM:29 OVERSHELF	PAGE NUMBER 3 OF 24 JOB NUMBER 5789

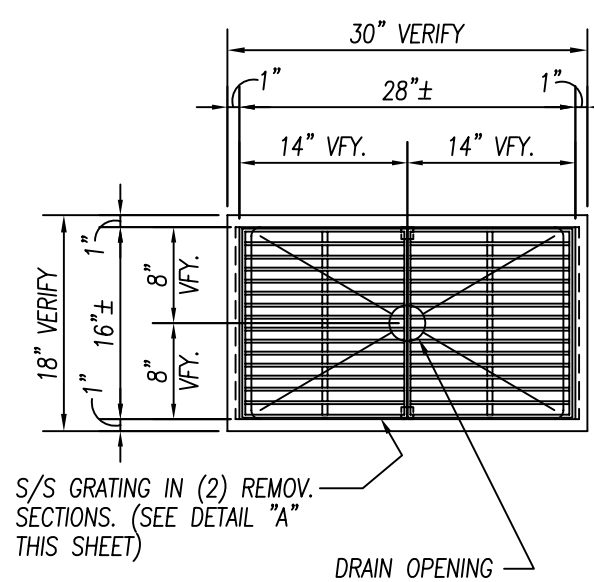
CONSULTANT:
Mackesey And Associates LLC
Crystal Lake, IL



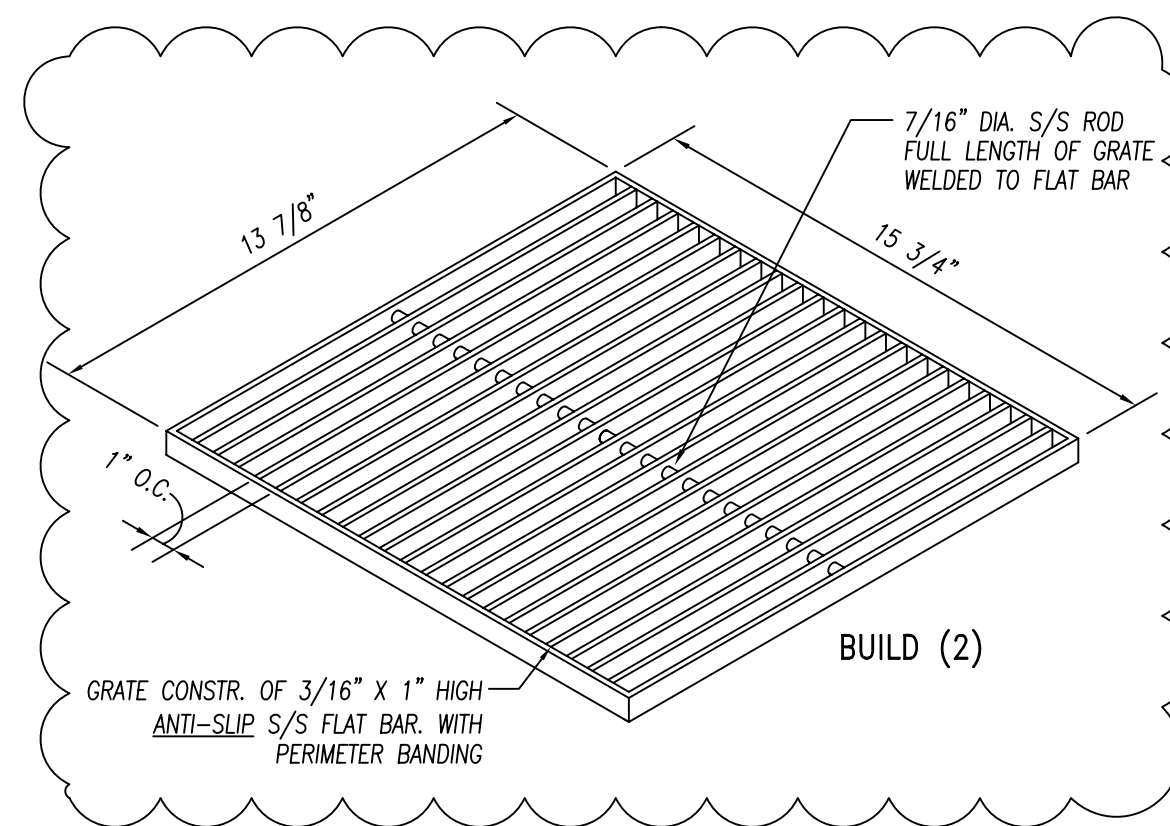
PLAN VIEW
 $3/4" = 1'-0"$
ITEM:44 WORKTABLE
 (1) REQ'D.



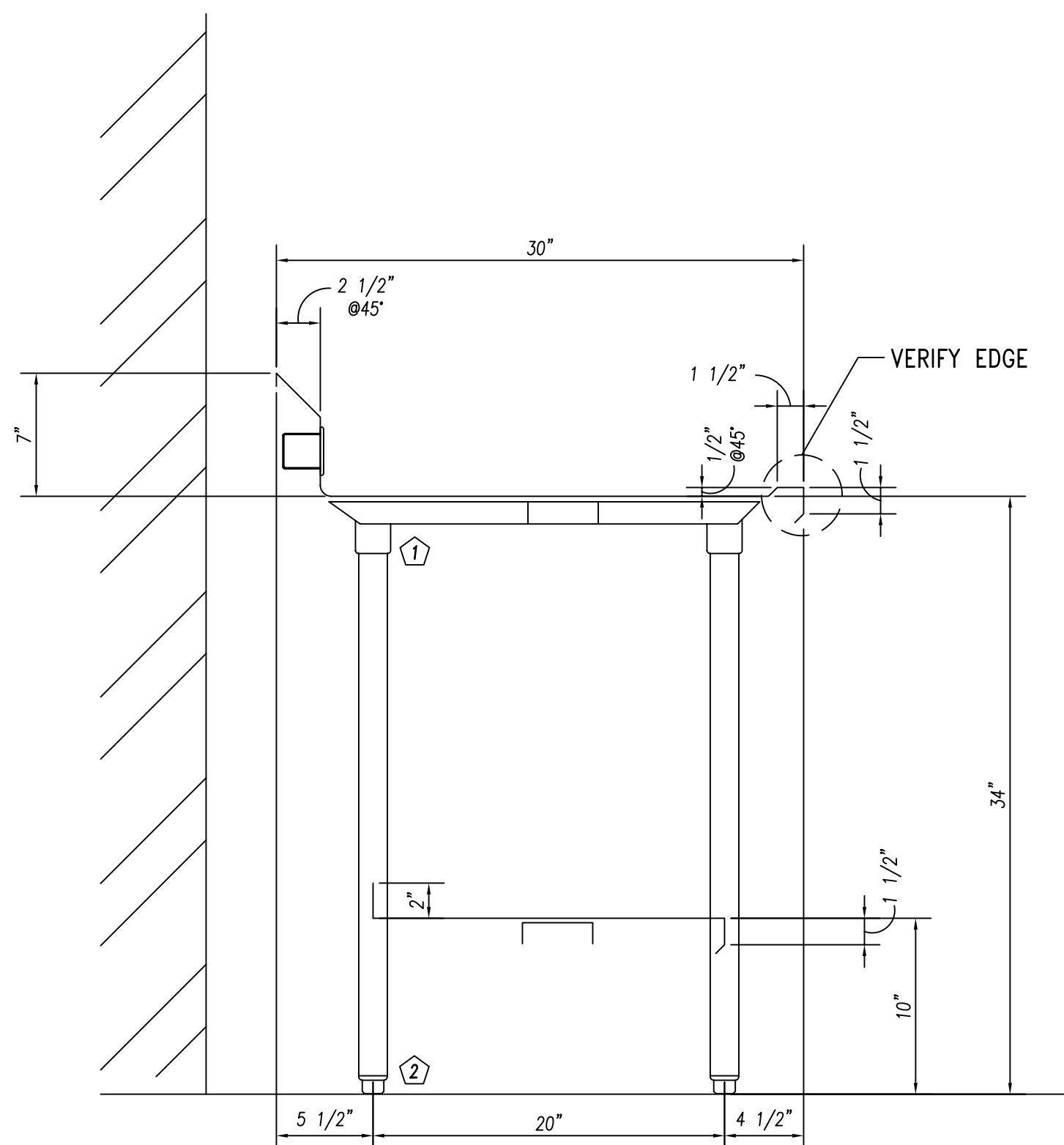
ELEVATION
 $3/4" = 1'-0"$



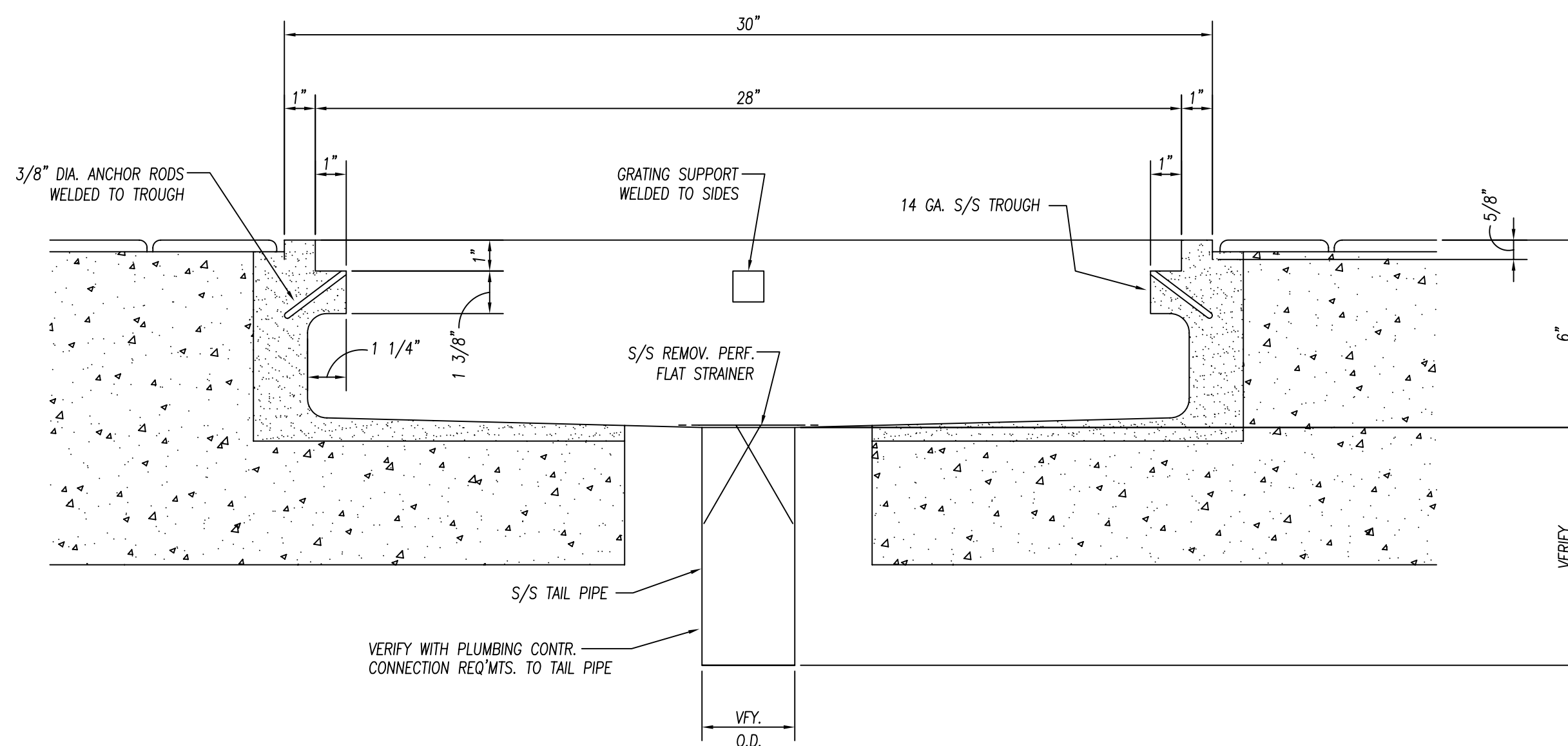
PLAN VIEW
 $3/4" = 1'-0"$
ITEM:45 FLOOR TROUGH
 (1) REQ'D.



DETAIL "A"
 $1 1/2" = 1'-0"$



SECTION
 $1 1/2" = 1'-0"$

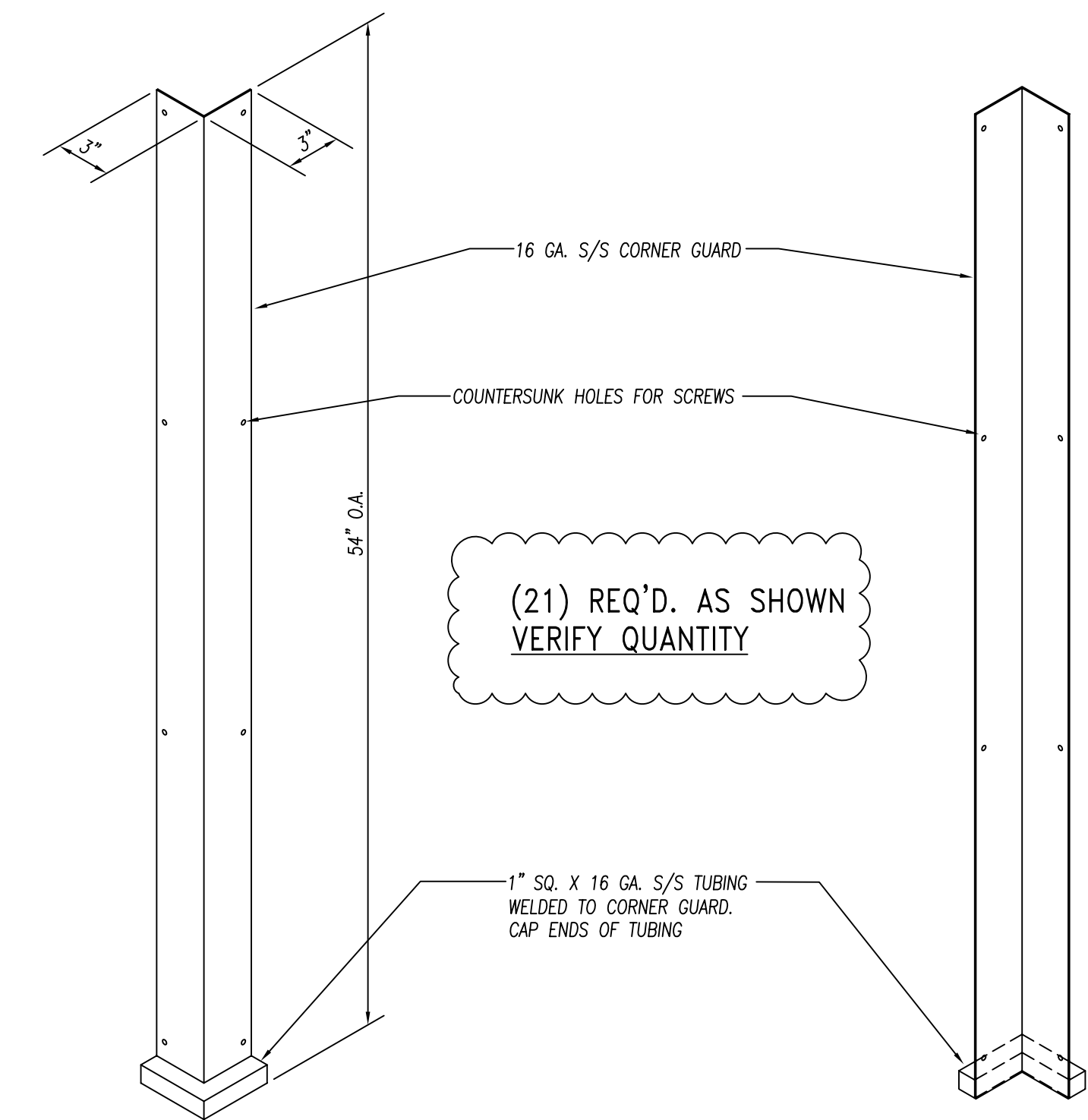


SECTION
 $3" = 1'-0"$

NOTE TO EDWARD DON!
 VERIFY DIMENSIONS FOR
 ITEM:61 S/S TRIM

ITEM:61 S/S TRIM
 (1) LOT REQ'D.

NOTE TO SHOP!
 UPON VERIFYING DIMENSIONS FOR
 ITEM:61 S/S TRIM. REFER TO
 STANDARD DETAIL ON SHT:FS6.1
 OF THE CONTRACT DRAWINGS



ISOMETRIC - FRONT VIEW
 $1 1/2" = 1'-0"$

ISOMETRIC - REAR VIEW
 $1 1/2" = 1'-0"$

ITEM:64 S/S CORNER GAURD
 (21) REQ'D.

GENERAL NOTES		
NO.	DESCRIPTION	MATERIAL
1	TOPS AND SINKS	14 GA. S/S
2	REINFORCEMENT-UNEXPOSED	1 1/2" X 4" X 1 1/2" X 14 GA. GALV. CHANNEL
3	REINFORCEMENT-EXPOSED	1 1/2" X 4" X 1 1/2" X 14 GA. S/S CHANNEL
4	LEGS & CROSSRAILS	1 5/8" DIA. X 16 GA. S/S TUBING
5	REMOV. UNDERSHELVES	16 GA. S/S
6	WALL & OVERSHELVES	16 GA. S/S WITH 14 GA. S/S BRACKETS
7	COUNTER BODY	18 GA. S/S
8	DOOR AND DRAWER FACES	18 GA. S/S DOUBLE PAN CONSTR. SOUND DEADEN WITH STYROFOAM
9	FIXED UNDERSHELVES	16 GA. S/S
10	SOUND DEADENING	FULLY AT UNDERSIDE OF TOPS
11	FASTNERS	CHROME ACORN NUTZ NO EXPOSED FASTNERS

REINFORCEMENT TO BE NOT MORE THAN 30" O.C. WITH INTERSECTIONS OF CHANNELS FULLY WELDED. SOUND DEADENING MASTIC TO BE APPLIED BETWEEN TOP & CHANNEL REINFORCEMENT ONLY.

(21) REQ'D. AS SHOWN
 VERIFY QUANTITY

PARTS LIST			
ID.#	QTY.	DESCRIPTION	MFG. & MODEL NUMBER
①	4	S/S GUSSETS	COMPONENT HARDWARE #A18-0206
②	4	S/S BULLET FEET	COMPONENT HARDWARE #A10-0851

UL LISTED

Nationwide Fabrication, Inc.
 10923 LEROY DRIVE NORTHGLENN, CO. 80233
 PHONE: (303) 853-0107 FAX: (303) 853-0114

PROJECT: **JOLIET JR. COLLEGE**
 Joliet, IL

CUSTOMER: **EDWARD DON**
 North Riverside, IL

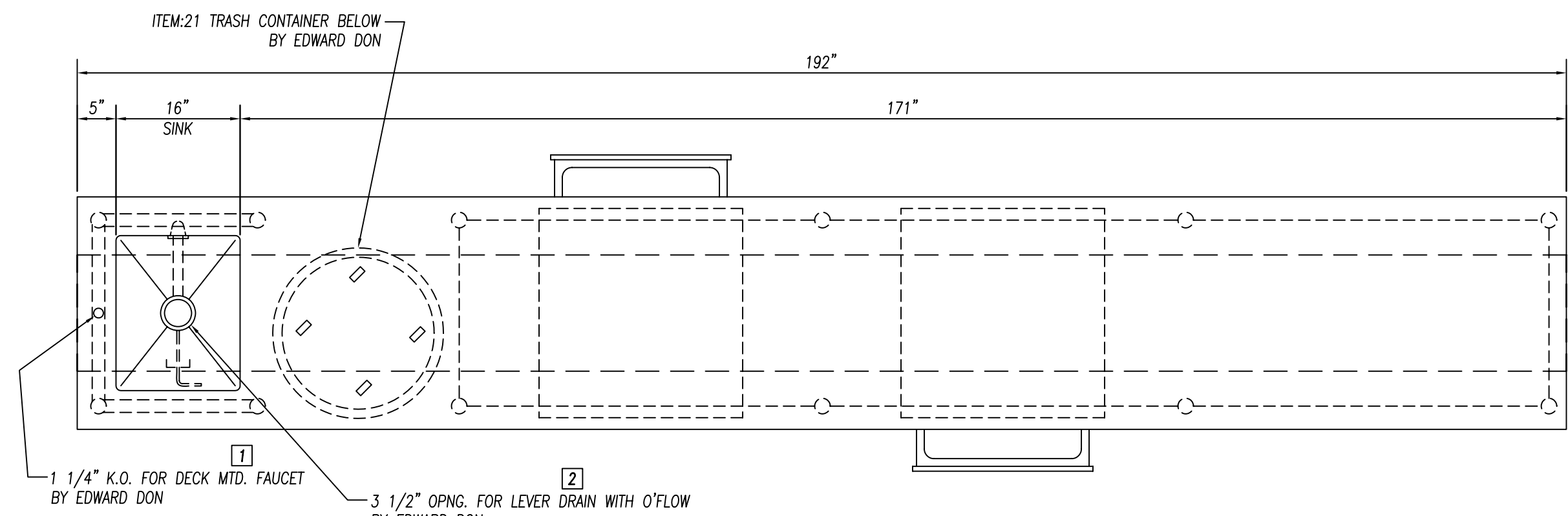
DATE: 2-22-10
 DRAWN BY: WIDDIFIELD
 CHECKED BY:
 SCALE: AS NOTED
 ITEMS THIS SHEET:

REVISIONS:

CONSULTANT: Mackesey And Associates LLC
 Crystal Lake, IL

PAGE NUMBER: 4 OF 24
 JOB NUMBER: 5789

ITEM:44 WORKTABLE, ITEM:45 FLOOR TROUGH
 ITEM:61 S/S TRIM, ITEM:64 S/S CORNER GUARD

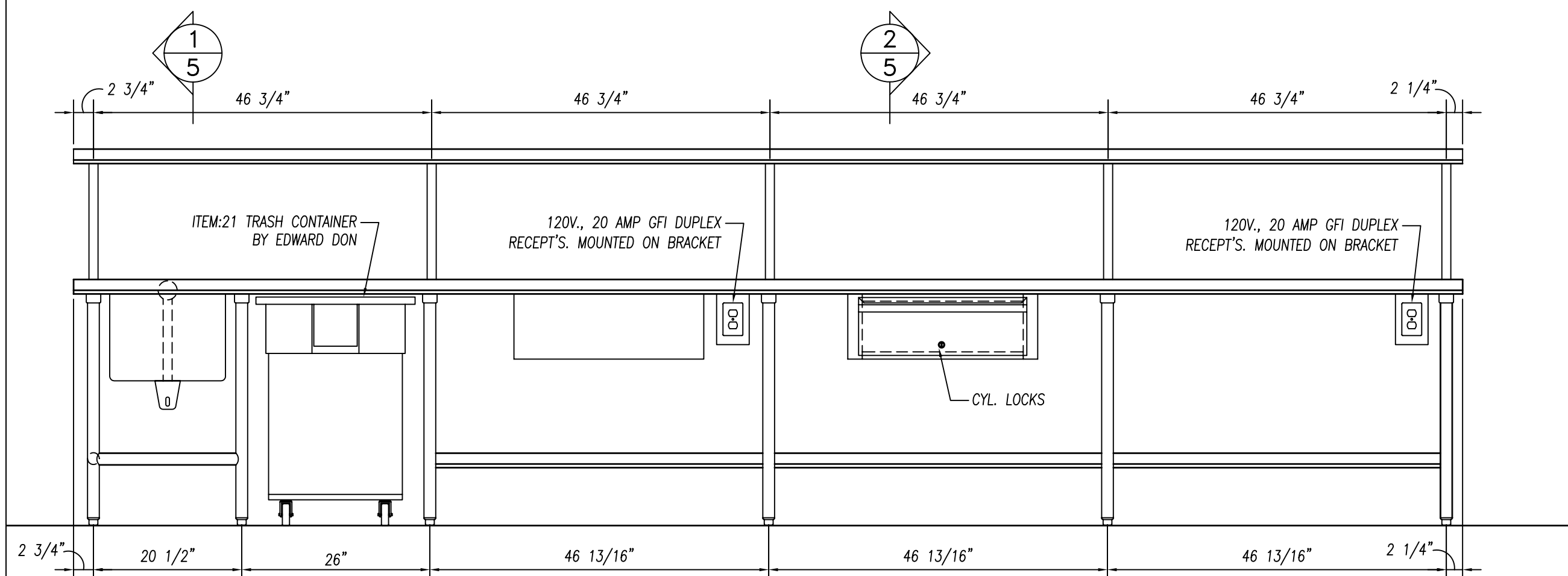


PLAN VIEW

3/4" = 1'-0"

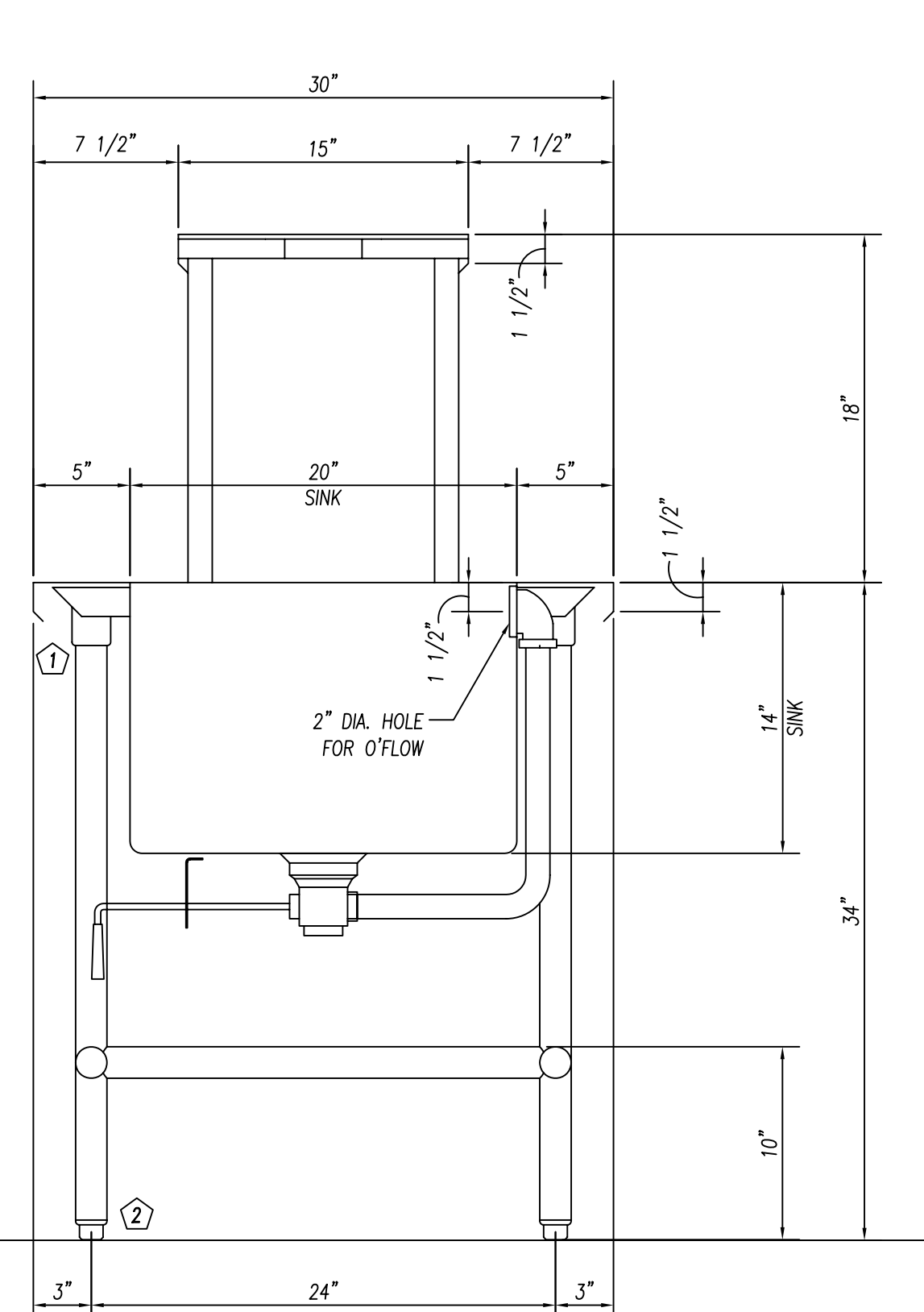
ITEM:53 WORKTABLE WITH SINK

(1) REQ'D.



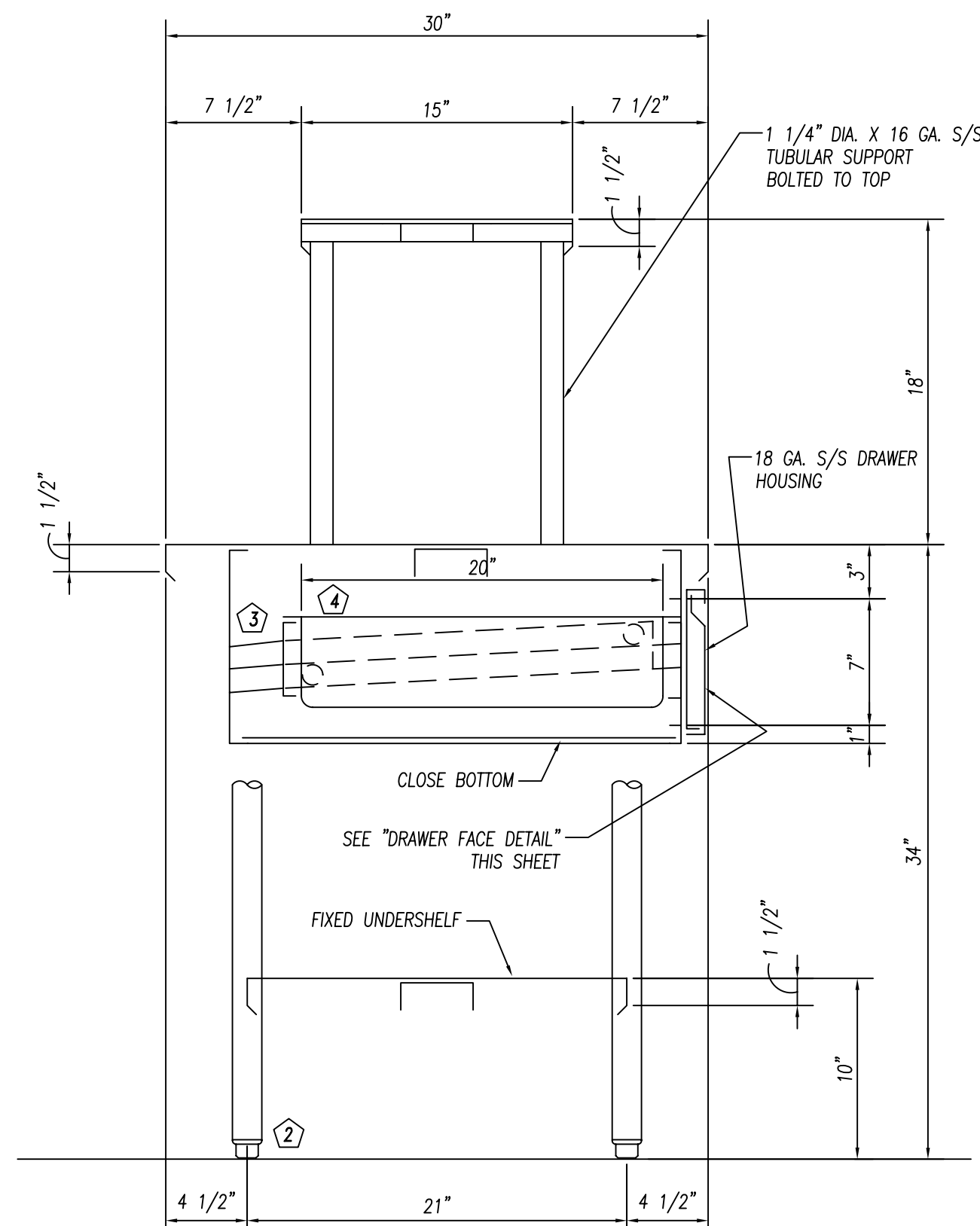
ELEVATION

3/4" = 1'-0"



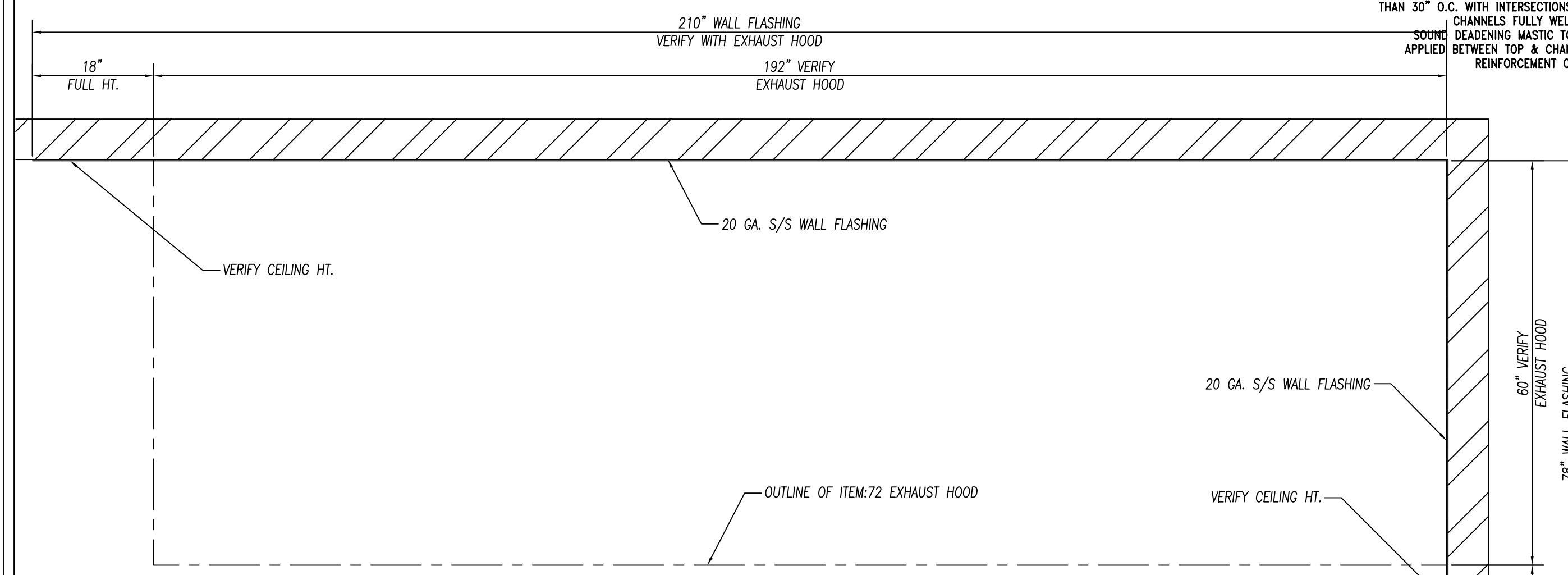
SECTION 1/5

1 1/2" = 1'-0"



SECTION 2/5

1 1/2" = 1'-0"



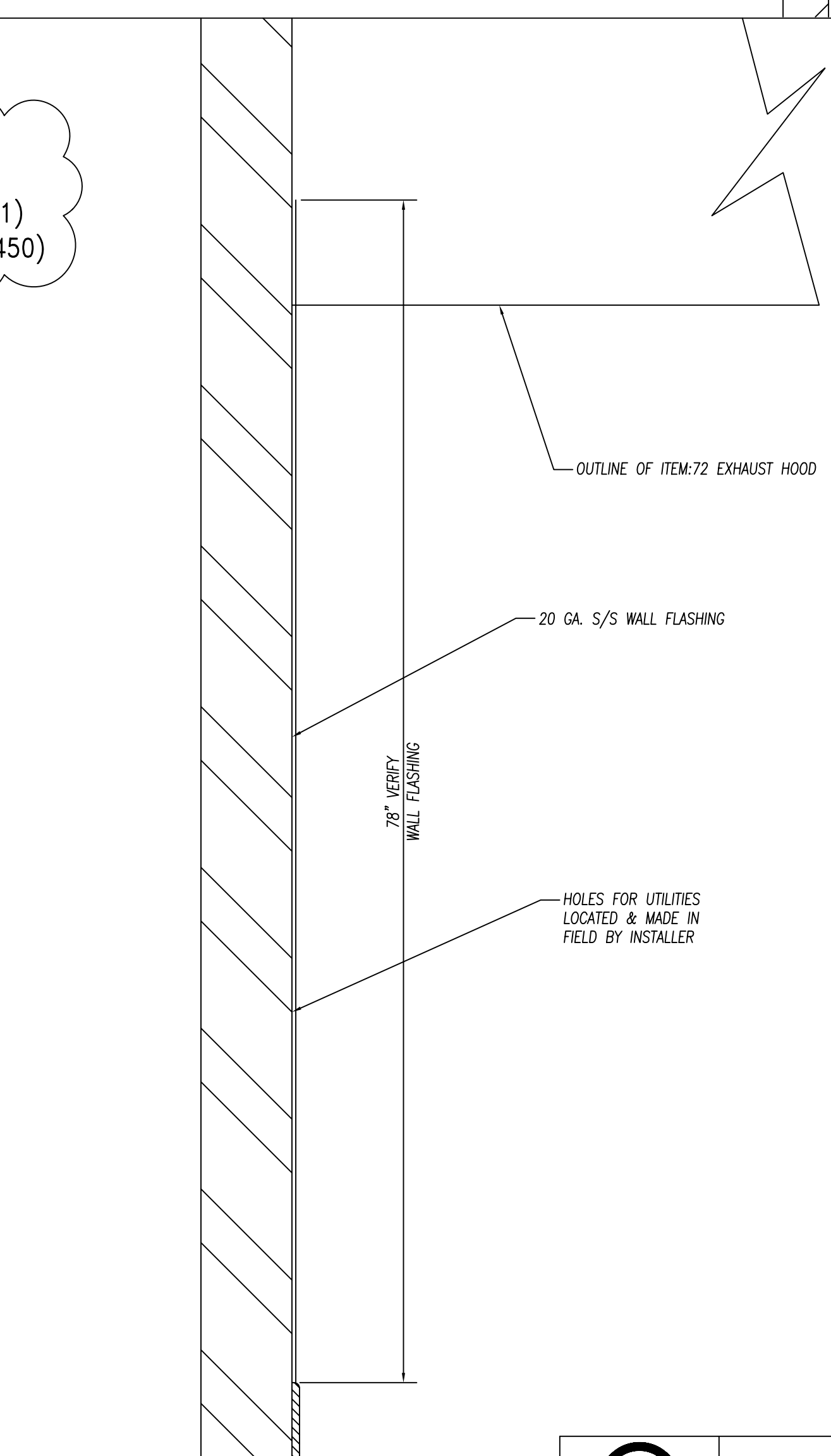
PLAN VIEW

3/4" = 1'-0"

ITEM:82 S/S WALL FLASHING

(1) LOT REQ'D.

NOTE TO SHOP!
 PROVIDE THE REQ'D AMOUNT OF TRIM STRIPS (COMPONENT HARDWARE #J63-1451) & BATTEN STRIPS (COMPONENT HARDWARE #J64-1450)



SECTION

1 1/2" = 1'-0"

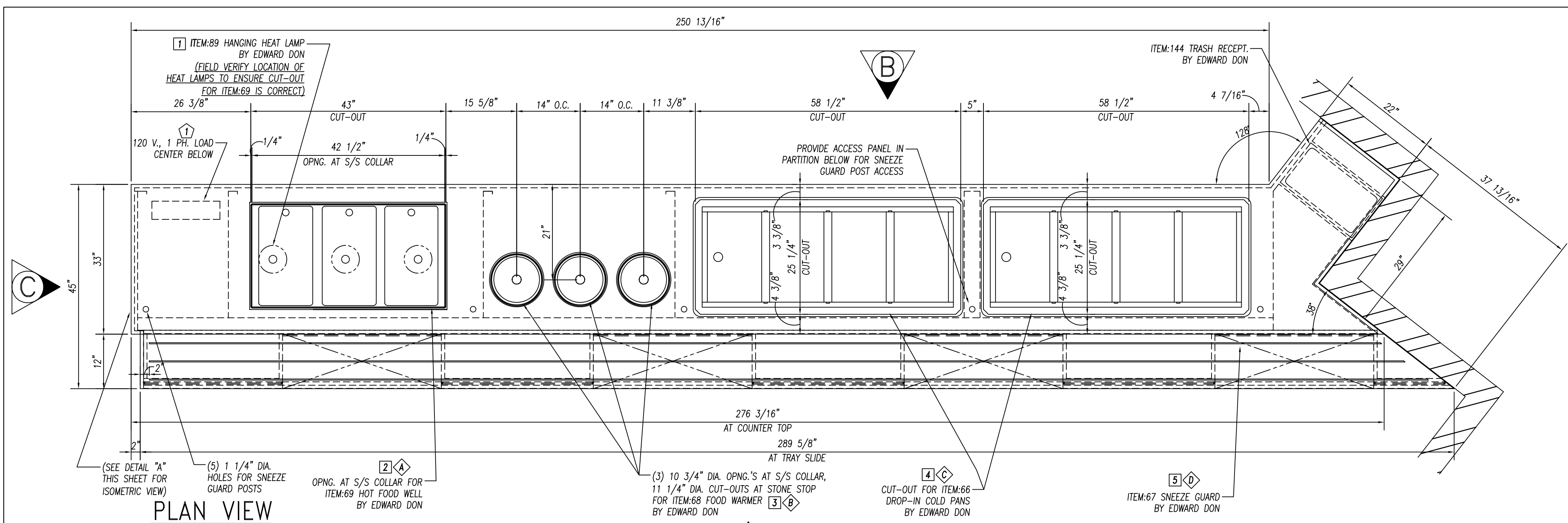
GENERAL NOTES		
NO.	DESCRIPTION	MATERIAL
1	TOPS AND SINKS	14 GA. S/S
2	REINFORCEMENT-UNEXPOSED	1 1/2" X 4" X 1 1/2" X 14 GA. GALV. CHANNEL
3	REINFORCEMENT-EXPOSED	1 1/2" X 4" X 1 1/2" X 14 GA. S/S CHANNEL
4	LEGS & CROSSRAILS	1 5/8" DIA. X 16 GA. S/S TUBING
5	REMOV. UNDERSHELVES	16 GA. S/S
6	WALL & OVERSHELVES	16 GA. S/S WITH 14 GA. S/S BRACKETS
7	COUNTER BODY	18 GA. S/S
8	DOOR AND DRAWER FACES	18 GA. S/S DOUBLE PAN CONSTR. SOUND DEADEN WITH STYROFOAM
9	FIXED UNDERSHELVES	16 GA. S/S
10	SOUND DEADENING	FULLY AT UNDERSIDE OF TOPS
11	FASTNERS	CHROME ACORN NUTZ NO EXPOSED FASTNERS

PARTS LIST			
ID.#	QTY.	DESCRIPTION	MFG. & MODEL NUMBER
1	12	S/S GUSSETS	COMPONENT HARDWARE #A18-0206
2	12	S/S BULLET FEET	COMPONENT HARDWARE #A10-0851
3	2 PR.	S/S DRAWER SLIDES	COMPONENT HARDWARE #SS2 SERIES
4	2	S/S DRAWER PAN	20" X 20" X 5" DEEP

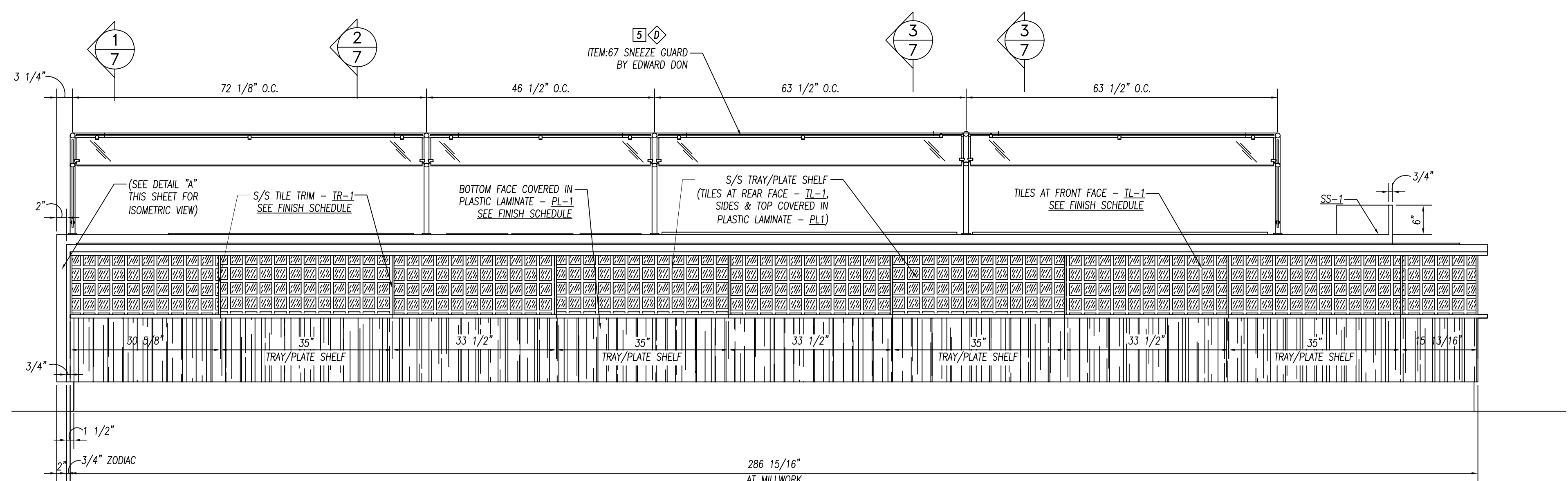
BUYOUT LIST			
ID.#	QTY.	DESCRIPTION	MFG. & MODEL NUMBER
1	1	DECK MTD. FAUCET	T & S #B-0201/B-0199-01 AERATOR
2	1	LEVER DRAIN W/O'FLOW	T & S #B-3970-01

These Items ARE NOT PROVIDED BY NATIONWIDE
 ★ Items That Must Be Shipped To Nationwide For Installation

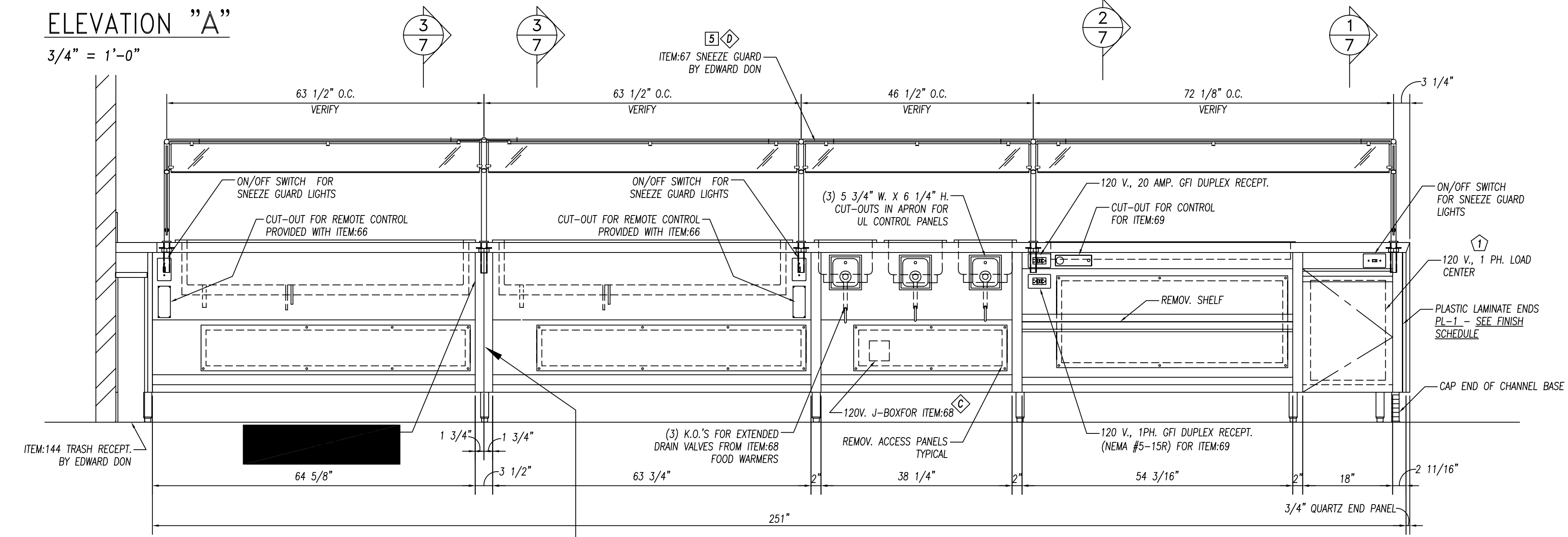
	10923 LEROY DRIVE NORTHGLENN, CO. 80233		PHONE: (303) 853-0107 FAX: (303) 853-0114	
	DATE: 2-22-10 DRAWN BY: WIDDIFIELD CHECKED BY:		PROJECT: JOLIET JR. COLLEGE Joliet, IL	
CONSULTANT: Mackesey And Associates LLC Crystal Lake, IL		ITEM:53 WORKTABLE WITH SINK ITEM:82 S/S WALL FLASHING		JOB NUMBER 5789



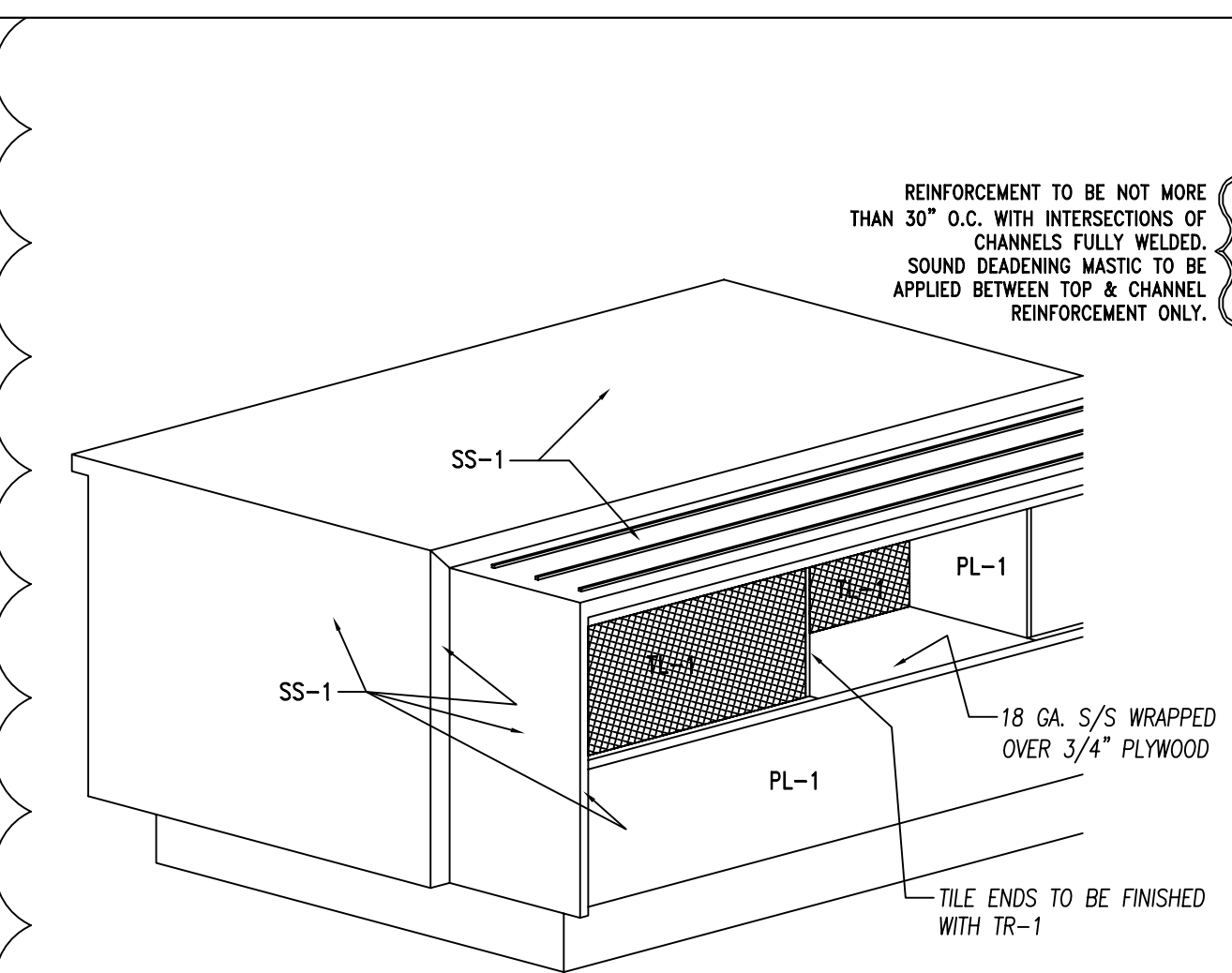
PLAN VIEW
3/4" = 1'-0"
ITEM:65 CAFETERIA COUNTER



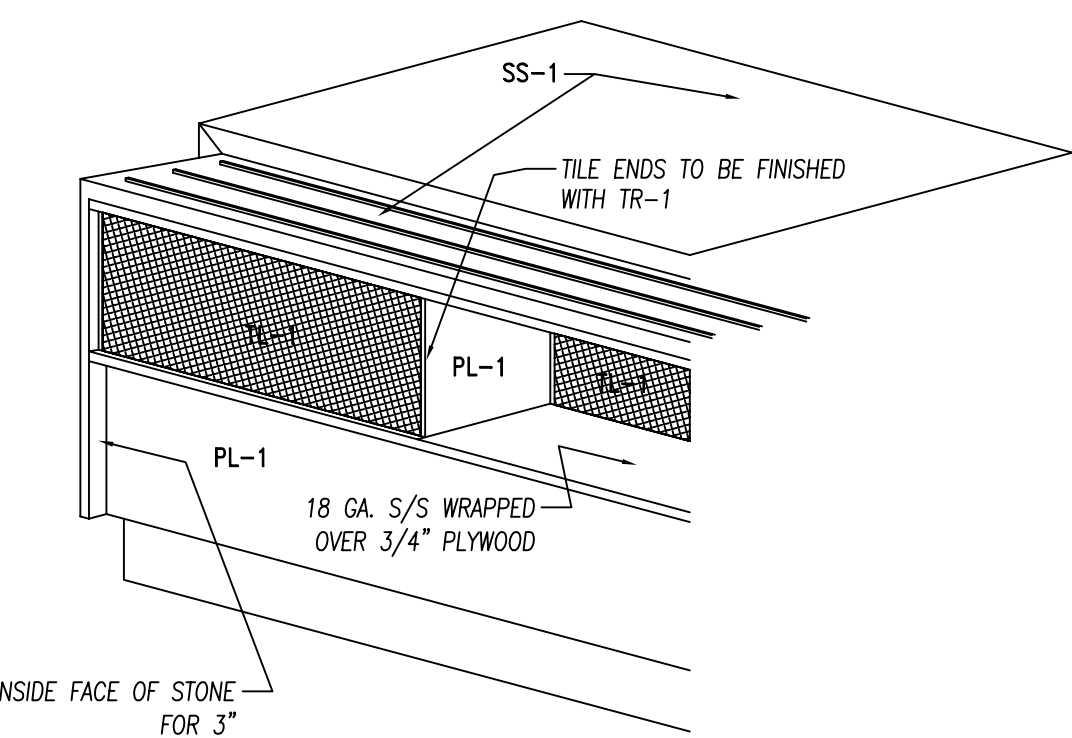
ELEVATION "A"
3/4" = 1'-0"



ELEVATION "B"
3/4" = 1'-0"



PARTIAL ISOMETRIC
NO SCALE



PARTIAL ISOMETRIC
NO SCALE

DETAIL "A"
1 1/2" = 1'-0"

GENERAL NOTES		
NO.	DESCRIPTION	MATERIAL
1	TOPS AND SINKS	14 GA. S/S
2	REINFORCEMENT-UNEXPOSED	1 1/2" X 4" X 1 1/2" X 14 GA. GALV. CHANNEL
3	REINFORCEMENT-EXPOSED	1 1/2" X 4" X 1 1/2" X 14 GA. S/S CHANNEL
4	LEGS & CROSSRAILS	1 5/8" DIA. X 16 GA. S/S TUBING
5	REMOV. UNDERSHELVES	16 GA. S/S
6	WALL & OVERSHELVES	16 GA. S/S WITH 14 GA. S/S BRACKETS
7	COUNTER BODY	18 GA. S/S
8	DOOR AND DRAWER FACES	18 GA. S/S DOUBLE PAN CONSTR. SOUND DEADEN WITH STYROFOAM
9	FIXED UNDERSHELVES	16 GA. S/S
10	SOUND DEADENING	FULLY AT UNDERSIDE OF TOPS
11	FASTNERS	CHROME ACORN NUTZ NO EXPOSED FASTNERS

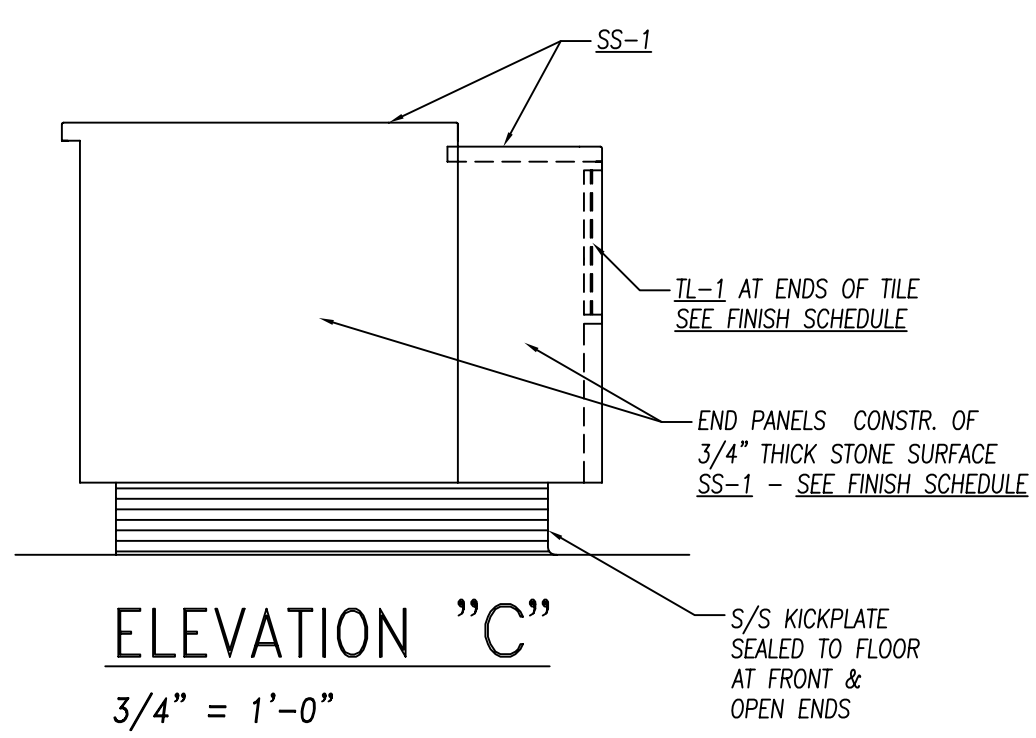
FOODSERVICE EQUIPMENT FINISHES	
SS-1	COUNTERTOP, TRAYS/SLIDE - 2cm THICK STONE - ZODIAC, COLOR: CELESTIAL BLUE
PL-1	COUNTER FRONT - 3/4" PLYWOOD WITH WHITE MELAMINE FINISH ON UNEXPOSED SIDES & ALL EXPOSED COVERED IN PLASTIC LAMINATE FORMICA, 6208-LX, GLAMOUR CHERRY
TL-1	2" X 2" MOSAIC GLAZED TILE - CERAMIC WOOD or ROYAL MOSA, FINISH: TRANSPARENZA. MOSAIC COLORS: Abbiocco(orange), Gallo(yellow), Lavanda(lavender), Glada(light green), Grigio(medium grey), Ferro(dark grey) - PROVIDE EQUAL AMOUNTS OF 6 COLORS APPLIED IN RANDOM PATTERN
TR-1	TILE TRIM-STAINLESS STEEL EDGE STRIP SCHLUTER SYSTEMS, QUADREC, OR APPROVED EQUAL

ELECTRICAL REQUIREMENTS		
ID.#	ITEM	ELEC. REQ'TS.
1	ITEM:69 HEATED SHELF	120 V. 1PH. 4.2 AMPS
2	ITEM:68 FOOD WARMER	120 V. 1PH. 6.7 AMPS
3	ITEM:66 COLD PAN	120 V. 1PH. 7.8 AMPS
4	ITEM:67 SNEEZE GUARD	120 V. 1PH. 8.4 AMPS

PARTS LIST			
ID.#	QTY.	DESCRIPTION	MFG. & MODEL NUMBER
1	1	LOAD CENTER	TBD
2	12	S/S BULLET FEET	COMPONENT HARDWARE #A10-0851

BUYOUT LIST			
ID.#	QTY.	DESCRIPTION	MFG. & MODEL NUMBER
1	3	HANGING HEAT LAMPS	MERCO/SAVORY #500-S CONTEMPO
2	1	HOT FOOD WELL	WELLS #MOD-300 TDM
3	3	FOOD WARMER	APW #SM-50-110 UL
4	2	COLD PAN	ATLAS METAL #RMX-4
5	1	SNEEZE GUARD	PREMIER #FMS2R

These Items ARE NOT PROVIDED BY NATIONWIDE
★ Items That Must Be Shipped To Nationwide For Installation



ELEVATION "C"
3/4" = 1'-0"

	10923 LEROY DRIVE NORTHGLENN, CO. 80233		PHONE: (303) 853-0107 FAX: (303) 853-0114
	PROJECT: JOLIET JR. COLLEGE Joliet, IL		CUSTOMER: EDWARD DON North Riverside, IL
DATE: 2-22-10	DRAWN BY: CUSHING	SCALE: AS NOTED	ITEM:65 CAFETERIA COUNTER
REVISIONS:	CHECKED BY:	CONSULTANT: Mackesey And Associates LLC Crystal Lake, IL	PAGE NUMBER: 6 OF 24 JOB NUMBER: 5789

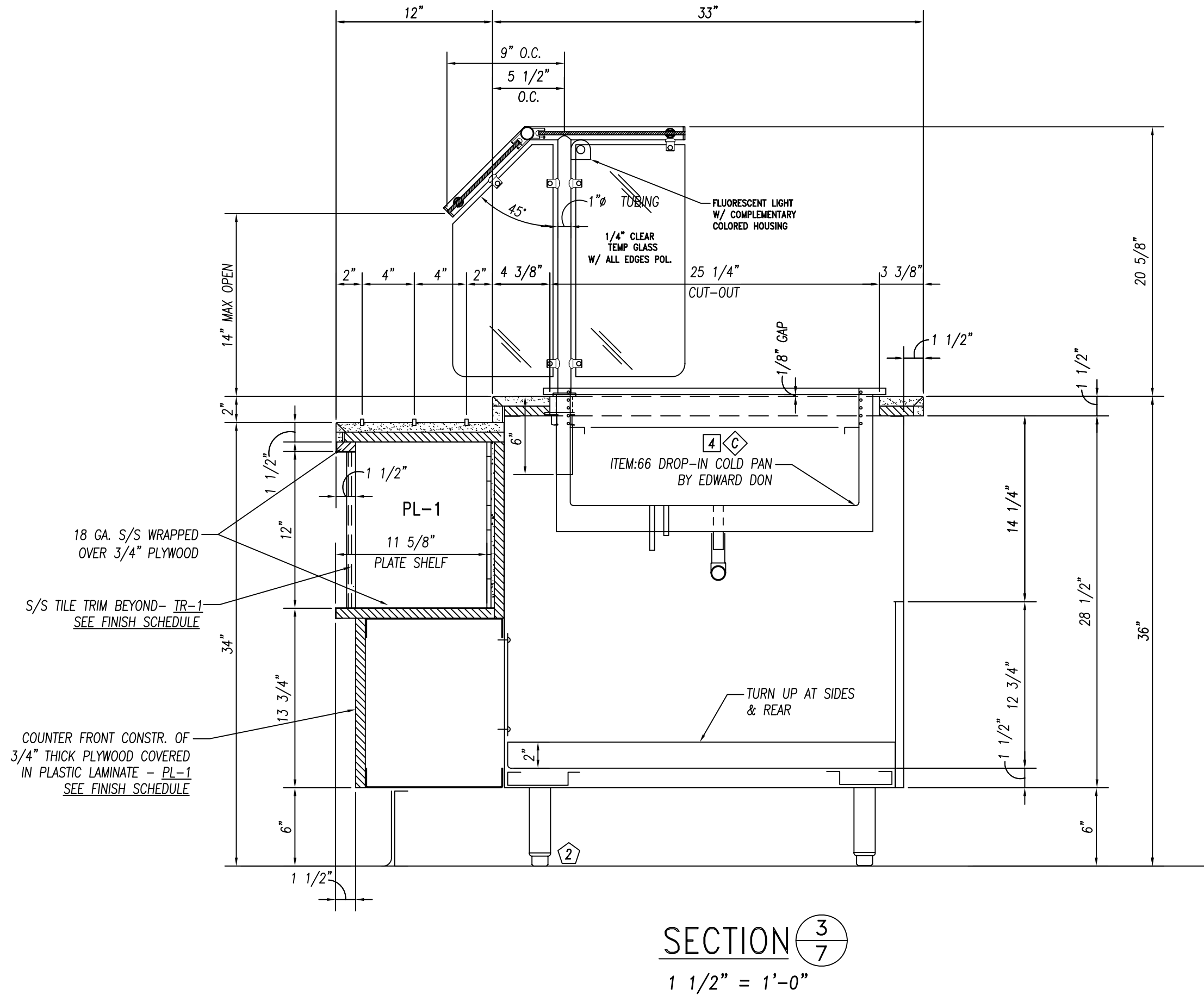
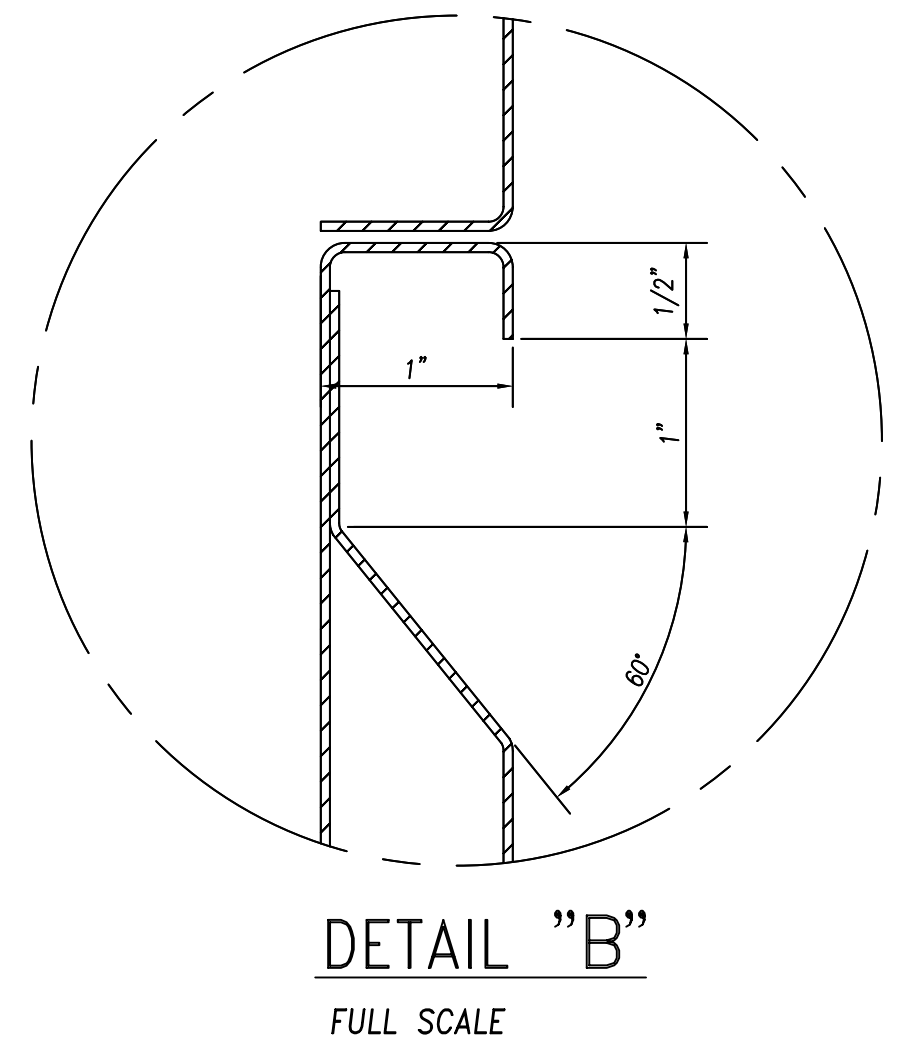
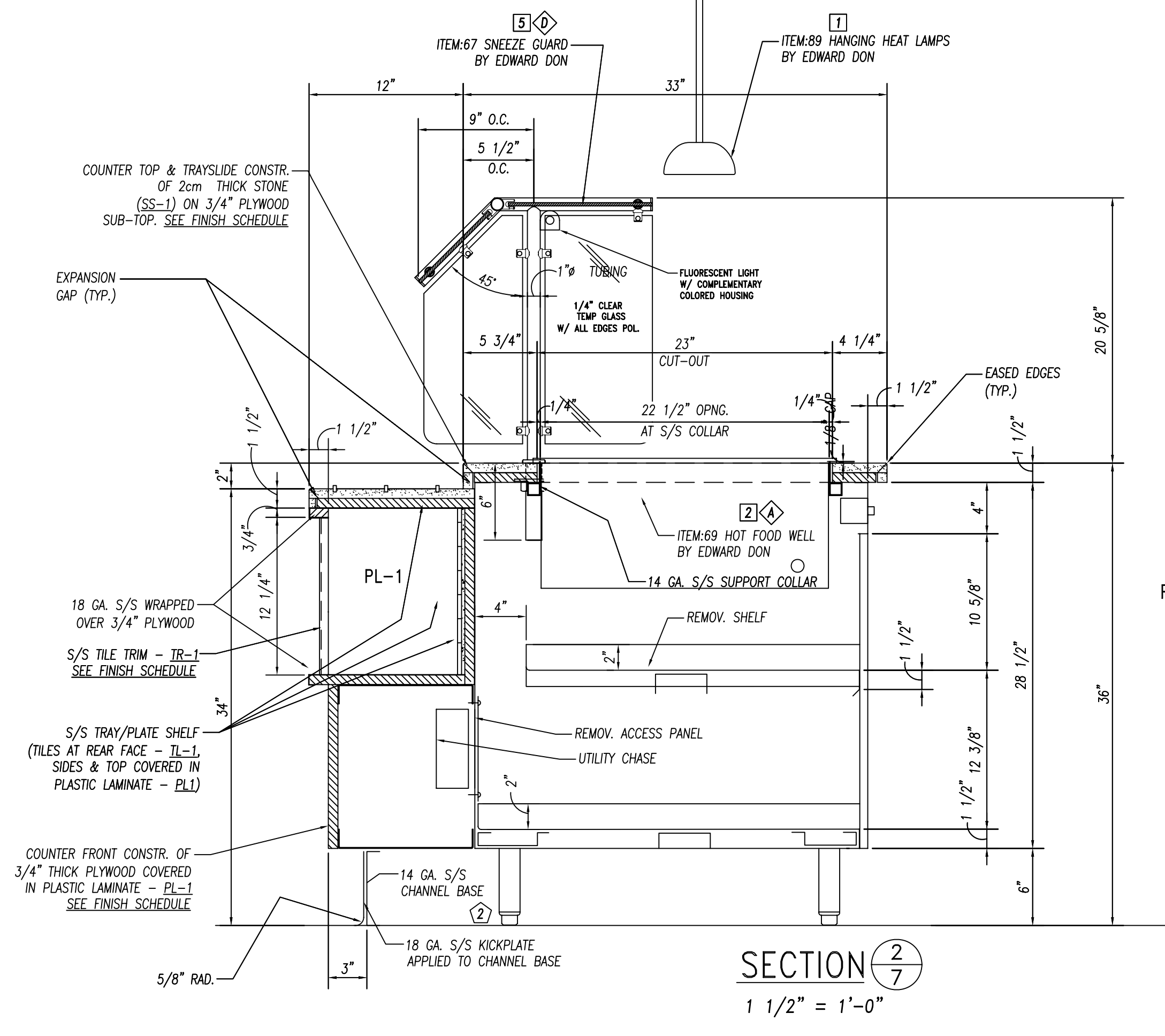
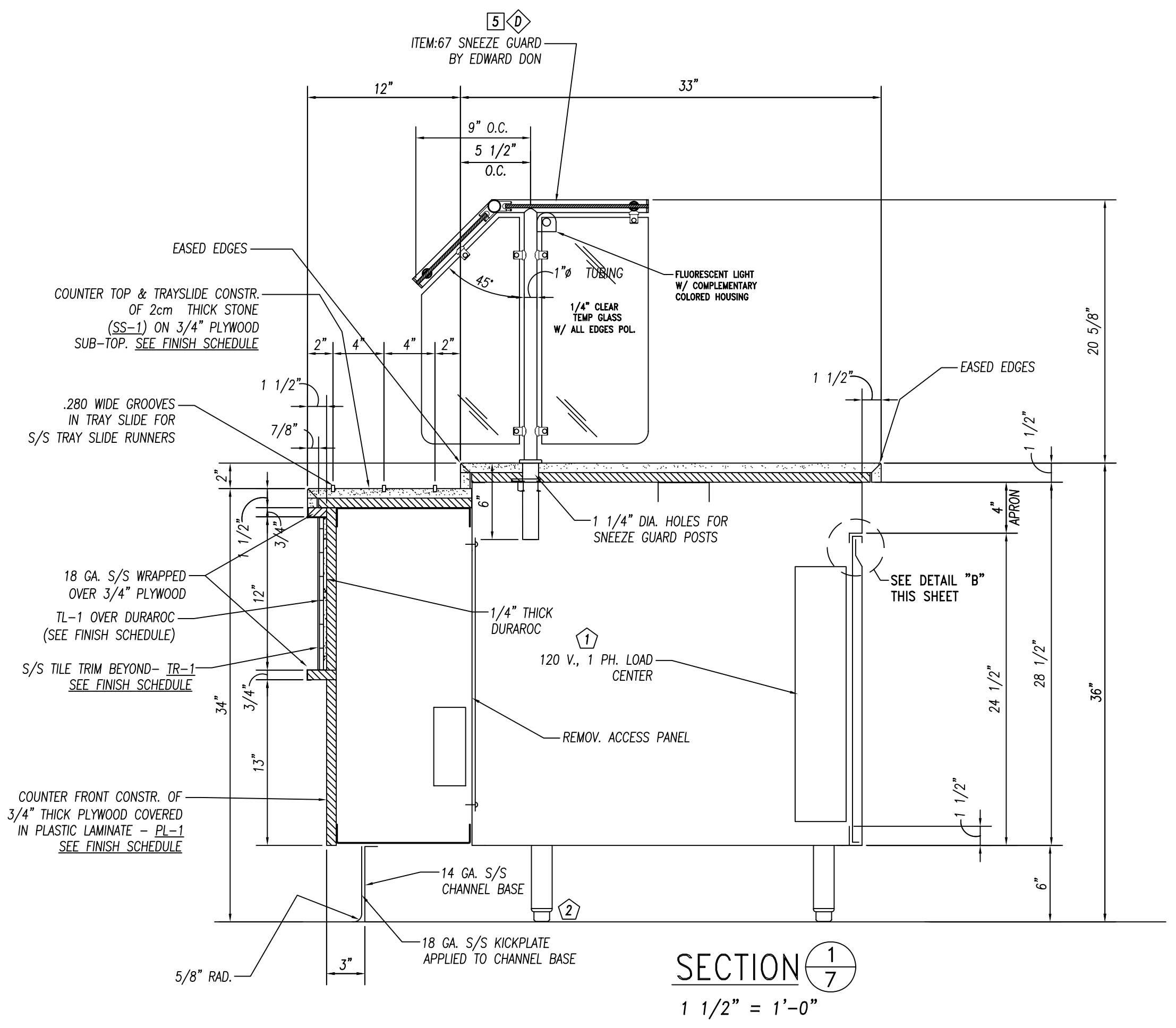
GENERAL NOTES

NO.	DESCRIPTION	MATERIAL
1	TOPS AND SINKS	14 GA. S/S
2	REINFORCEMENT-UNEXPOSED	1 1/2" X 4" X 1 1/2" X 14 GA. GALV. CHANNEL
3	REINFORCEMENT-EXPOSED	1 1/2" X 4" X 1 1/2" X 14 GA. S/S CHANNEL
4	LEGS & CROSSRAILS	1 5/8" DIA. X 16 GA. S/S TUBING
5	REMOV. UNDERSHELVES	16 GA. S/S
6	WALL & OVERSHELVES	16 GA. S/S WITH 14 GA. S/S BRACKETS
7	COUNTER BODY	18 GA. S/S
8	DOOR AND DRAWER FACES	18 GA. S/S DOUBLE PAN CONSTR. SOUND DEADEN WITH STYROFOAM
9	FIXED UNDERSHELVES	16 GA. S/S
10	SOUND DEADENING	FULLY AT UNDERSIDE OF TOPS
11	FASTNERS	CHROME ACORN NUTZ NO EXPOSED FASTNERS

FOODSERVICE EQUIPMENT FINISHES

SS-1	COUNTERTOP, TRAYSIDE - 2cm THICK STONE - ZODIAC, COLOR: CELESTIAL BLUE
PL-1	COUNTER FRONT - 3/4" PLYWOOD WITH WHITE MELAMINE FINISH ON UNEXPOSED SIDE, & ALL EXPOSED COVERED IN PLASTIC LAMINATE FORMICA, 6208-LX, GLAMOUR CHERRY
TL-1	2" X 2" MOSAIC GLAZED TILE - CERAMIC VOGUE or ROYAL MOSA. FINISH: TRANSPARENZIA. MOSAIC COLORS: Albicocca(orange), Giallo(yellow), Lavanda(lavender), Giada(light green), Grigio(medium grey), Ferro(dark grey) - PROVIDE EQUAL AMOUNTS OF 6 COLORS APPLIED IN RANDOM PATTERN
TR-1	TILE TRIM-STAINLESS STEEL EDGE STRIP SCHLUTER SYSTEMS, QUADREC, OR APPROVED EQUAL

RUN GRAIN VERTICALLY



ID.#	ITEM	ELEC. REQ'MTS.
1	ITEM:69 HEATED SHELF	120 V. 1PH. 4.2 AMPS
2	ITEM:68 FOOD WARMER	120 V. 1PH. 6.7 AMPS
3	ITEM:66 COLD PAN	120 V. 1PH. 7.8 AMPS
4	ITEM:67 SNEEZE GUARD	120 V. 1PH. 8.4 AMPS

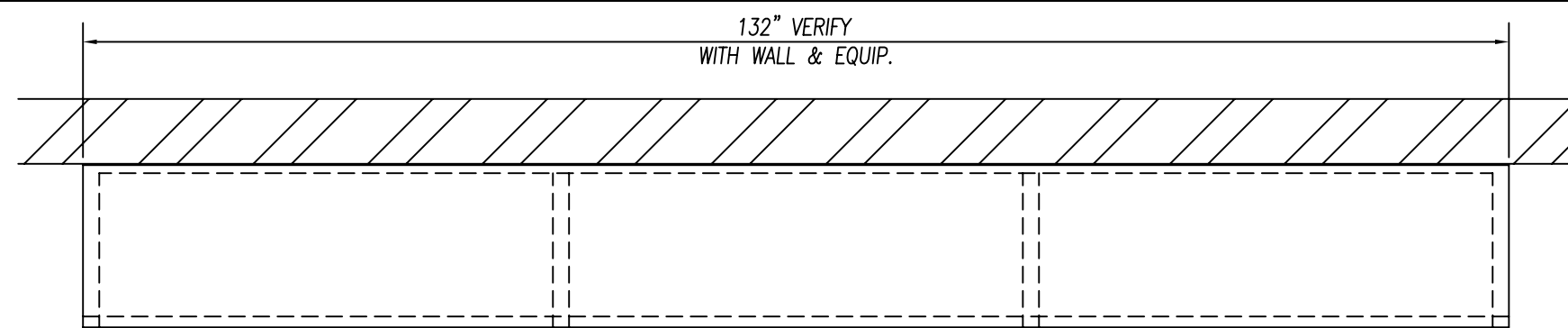
ID.#	QTY.	DESCRIPTION	MFG. & MODEL NUMBER
1	1	LOAD CENTER	TBD
2	12	S/S BULLET FEET	COMPONENT HARDWARE #A10-0851

ID.#	QTY.	DESCRIPTION	MFG. & MODEL NUMBER
1	3	HANGING HEAT LAMPS	MERCO/SAVORY #500-S CONTEMPO
2	1	HOT FOOD WELL	WELLS #MOD-300 TDM
3	3	FOOD WARMER	APW #SM-50-11D UL
4	2	COLD PAN	ATLAS METAL #RMX-4
5	1	SNEEZE GUARD	PREMIER #FMS2R

These Items ARE NOT PROVIDED BY NATIONWIDE
★ Items That Must Be Shipped To Nationwide For Installation

		10923 LEROY DRIVE NORTHGLENN, CO. 80233 PHONE: (303) 853-0107 FAX: (303) 853-0114
	PROJECT: JOLIET JR. COLLEGE Joliet, IL	
DATE: 2-22-10 DRAWN BY: CUSHING CHECKED BY:	CUSTOMER: EDWARD DON North Riverside, IL	PAGE NUMBER: 7 OF 24 JOB NUMBER: 5789
CONSULTANT: Mackesey And Associates LLC Crystal Lake, IL	ITEM:65 CAFETERIA COUNTER SECTIONS	

REVISIONS:

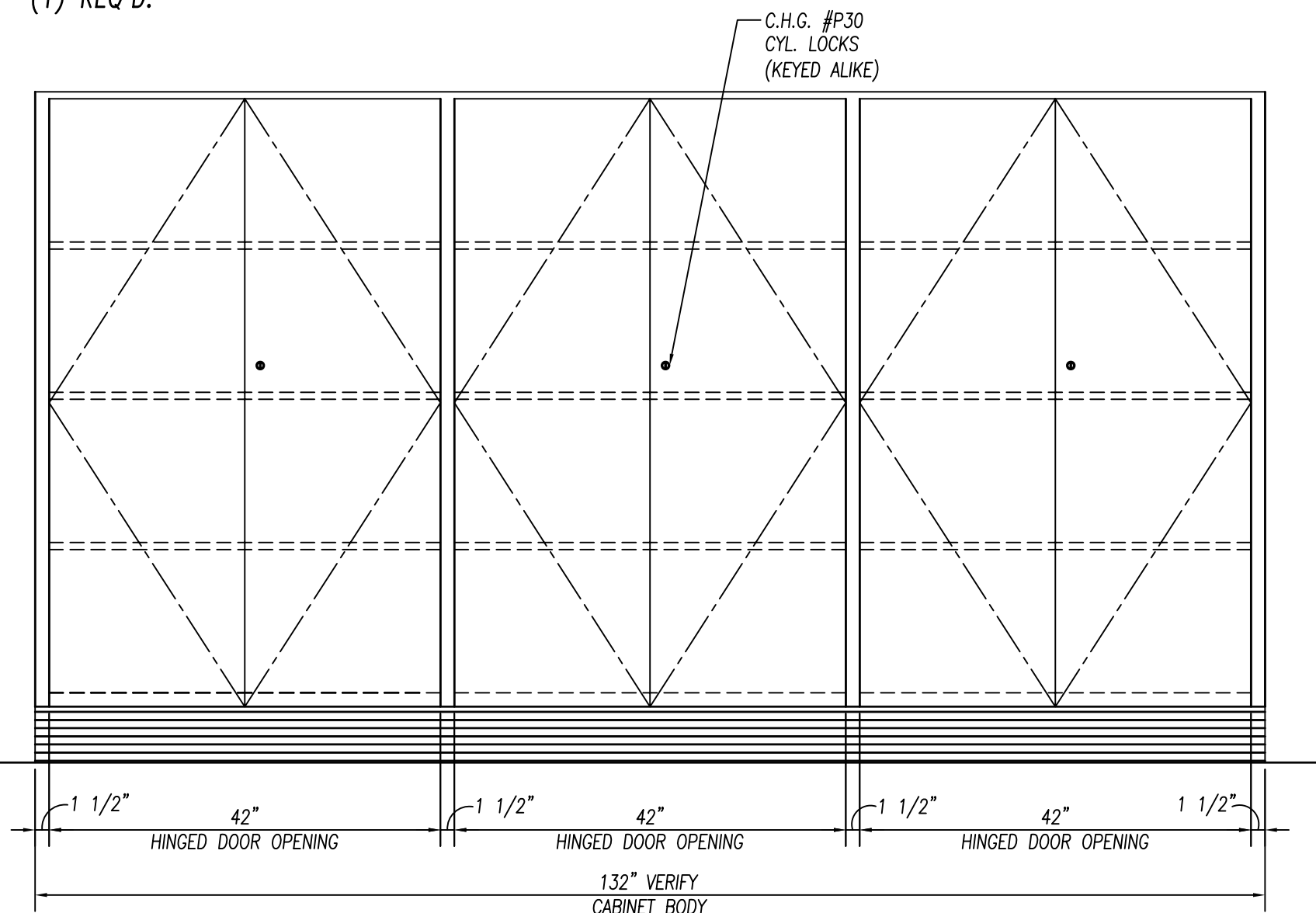


PLAN VIEW

3/4" = 1'-0"

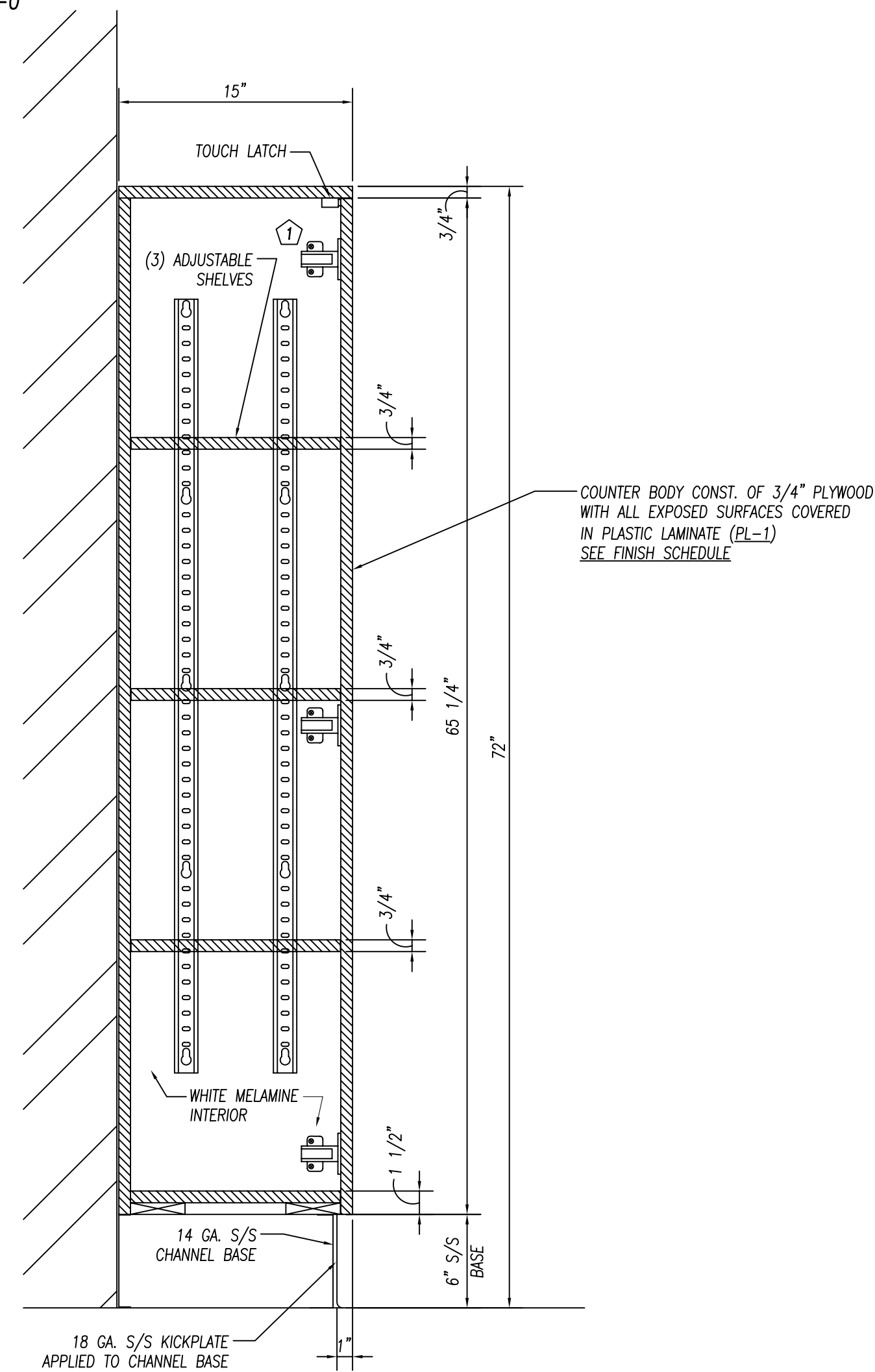
ITEM:145 STORAGE CABINET

(1) REQ'D.



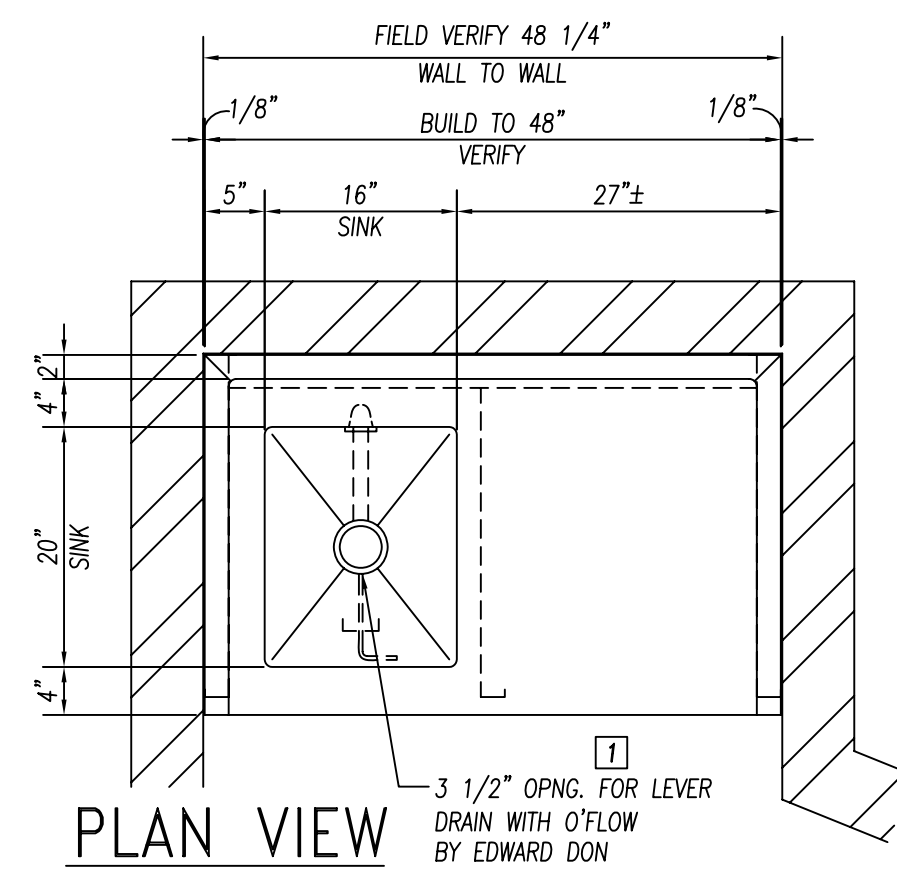
ELEVATION

3/4" = 1'-0"



SECTION

1 1/2" = 1'-0"



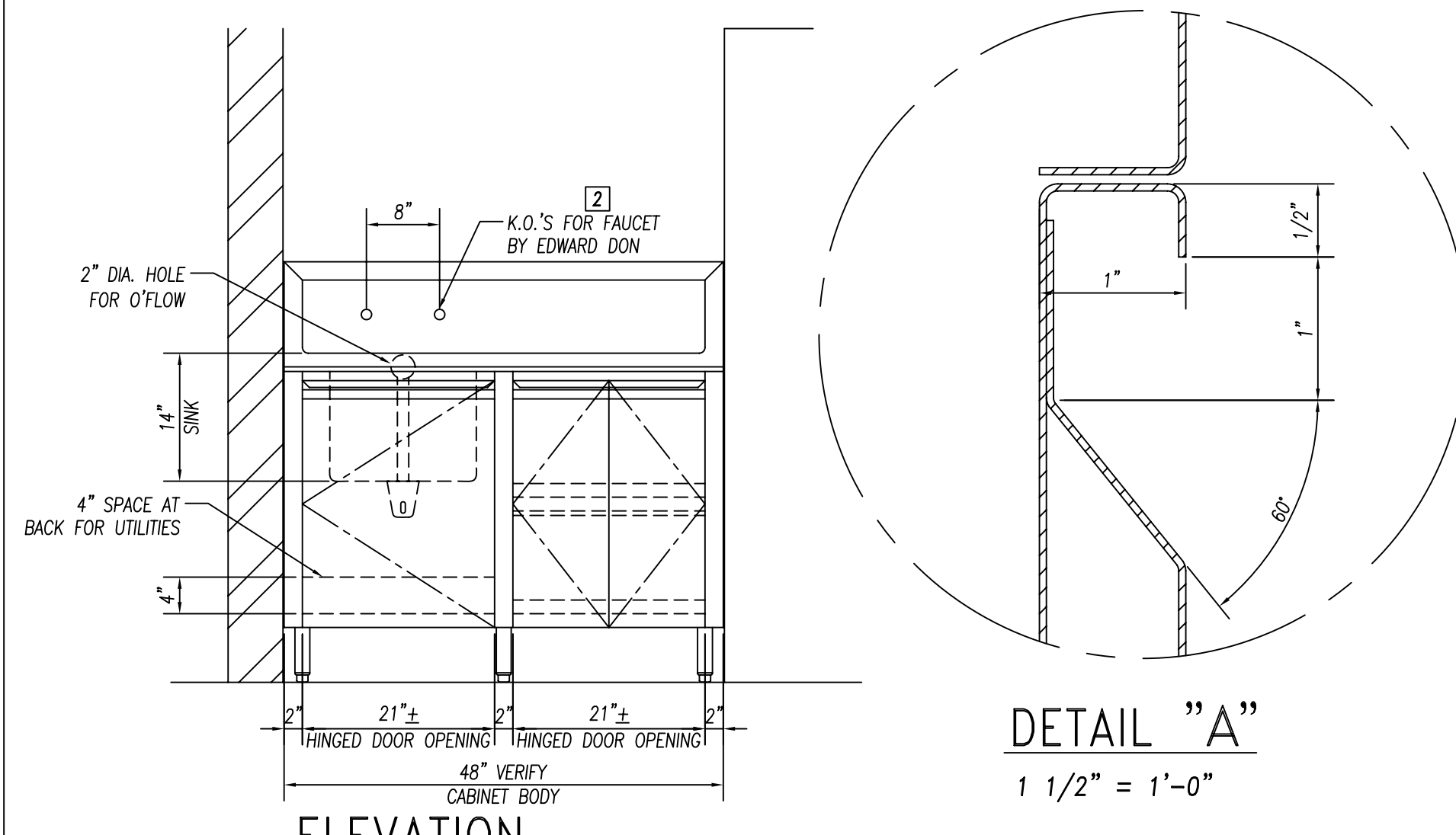
PLAN VIEW

3/4" = 1'-0"

ITEM:148 WORKCOUNTER WITH SINK

(1) REQ'D.

NOTE TO SHOP!
S/S HINGED DOOR HARDWARE CONSISTS OF S/S LIFT-OFF HINGES AND FRICTION CATCHES

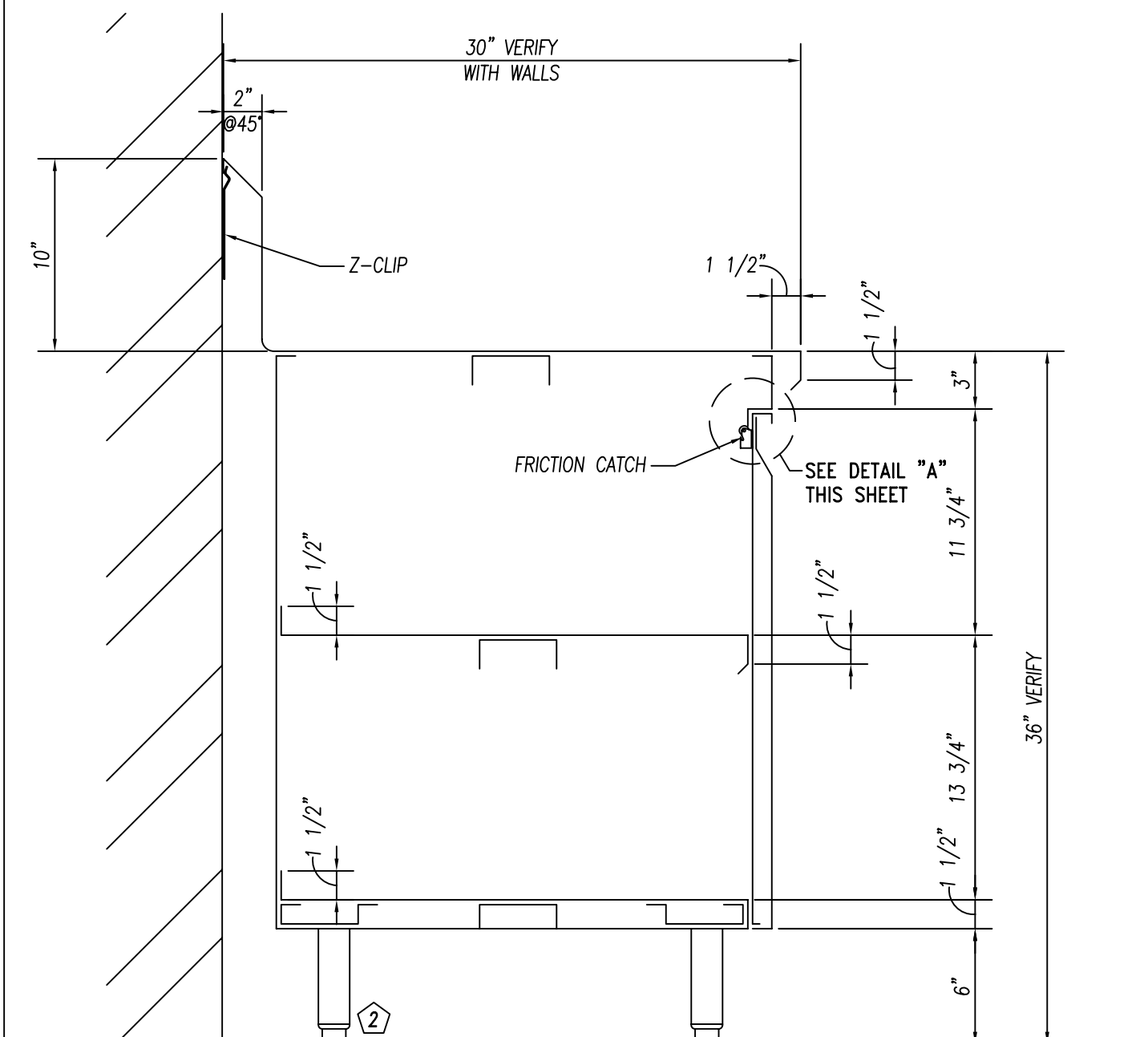


ELEVATION

3/4" = 1'-0"

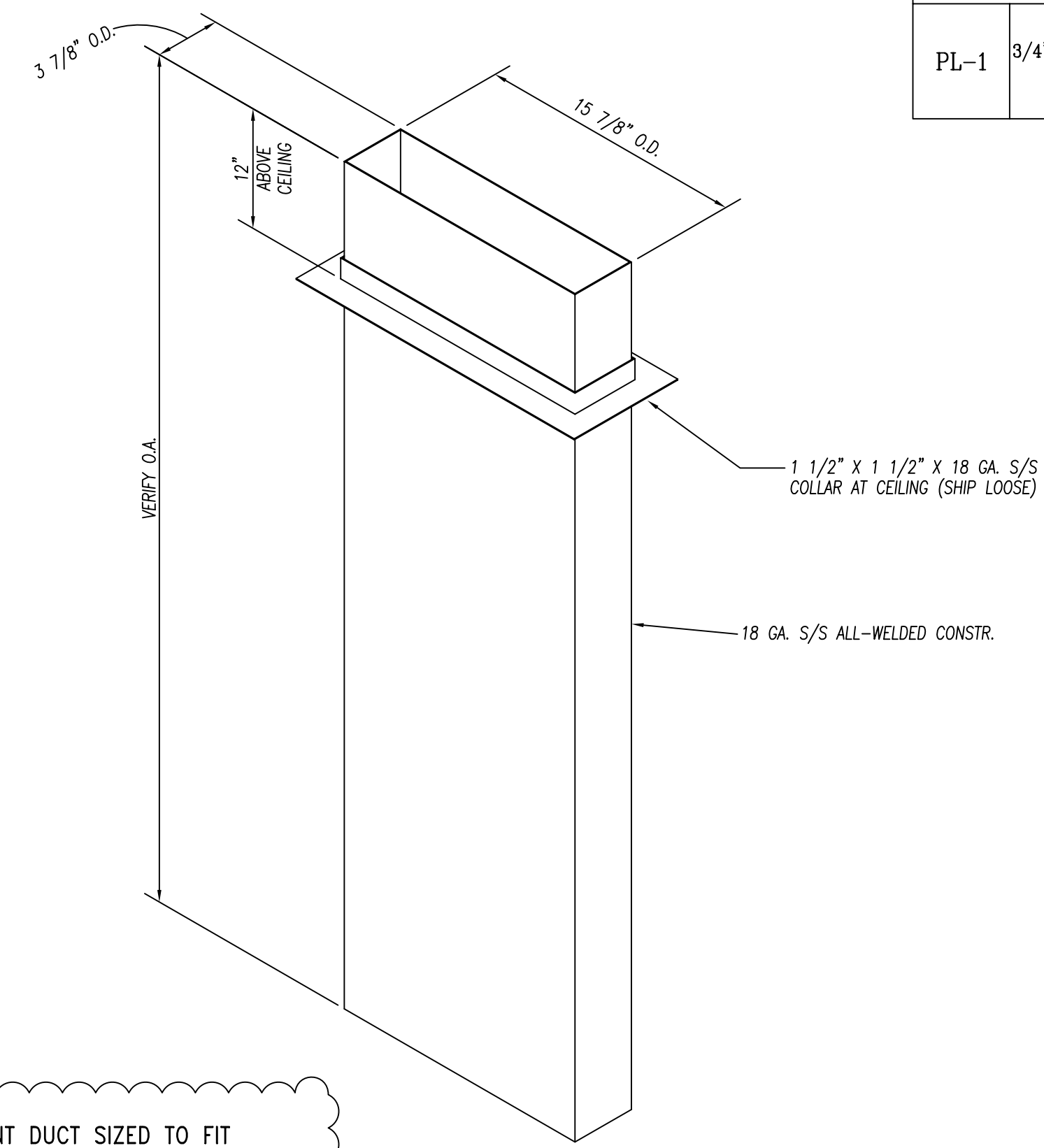
DETAIL "A"

1 1/2" = 1'-0"



SECTION

1 1/2" = 1'-0"



VENT DUCT SIZED TO FIT
ITEM:155 DISHWASHER
HOBART #CL44E-13

ISOMETRIC

1 1/2" = 1' - 0"

ITEM:156/157 VENT DUCT

(2) REQ'D.

GENERAL NOTES

NO.	DESCRIPTION	MATERIAL
1	TOPS AND SINKS	14 GA. S/S
2	REINFORCEMENT-UNEXPOSED	1 1/2" X 4" X 1 1/2" X 14 GA. GALV. CHANNEL
3	REINFORCEMENT-EXPOSED	1 1/2" X 4" X 1 1/2" X 14 GA. S/S CHANNEL
4	LEGS & CROSSRAILS	1 5/8" DIA. X 16 GA. S/S TUBING
5	REMOV. UNDERSHELVES	16 GA. S/S
6	WALL & OVERSHELVES	16 GA. S/S WITH 14 GA. S/S BRACKETS
7	COUNTER BODY	18 GA. S/S
8	DOOR AND DRAWER FACES	18 GA. S/S DOUBLE PAN CONSTR. SOUND DEADEN WITH STYROFOAM
9	FIXED UNDERSHELVES	16 GA. S/S
10	SOUND DEADENING	FULLY AT UNDERSIDE OF TOPS
11	FASTNERS	CHROME ACORN NUTZ NO EXPOSED FASTNERS

FOODSERVICE EQUIPMENT FINISHES

PL-1	COUNTER FRONT - 3/4" PLYWOOD WITH WHITE MELAMINE FINISH ON UNEXPOSED SIDE, & ALL EXPOSED COVERED IN PLASTIC LAMINATE FORMICA, 6208-LX, GLAMOUR CHERRY
------	--

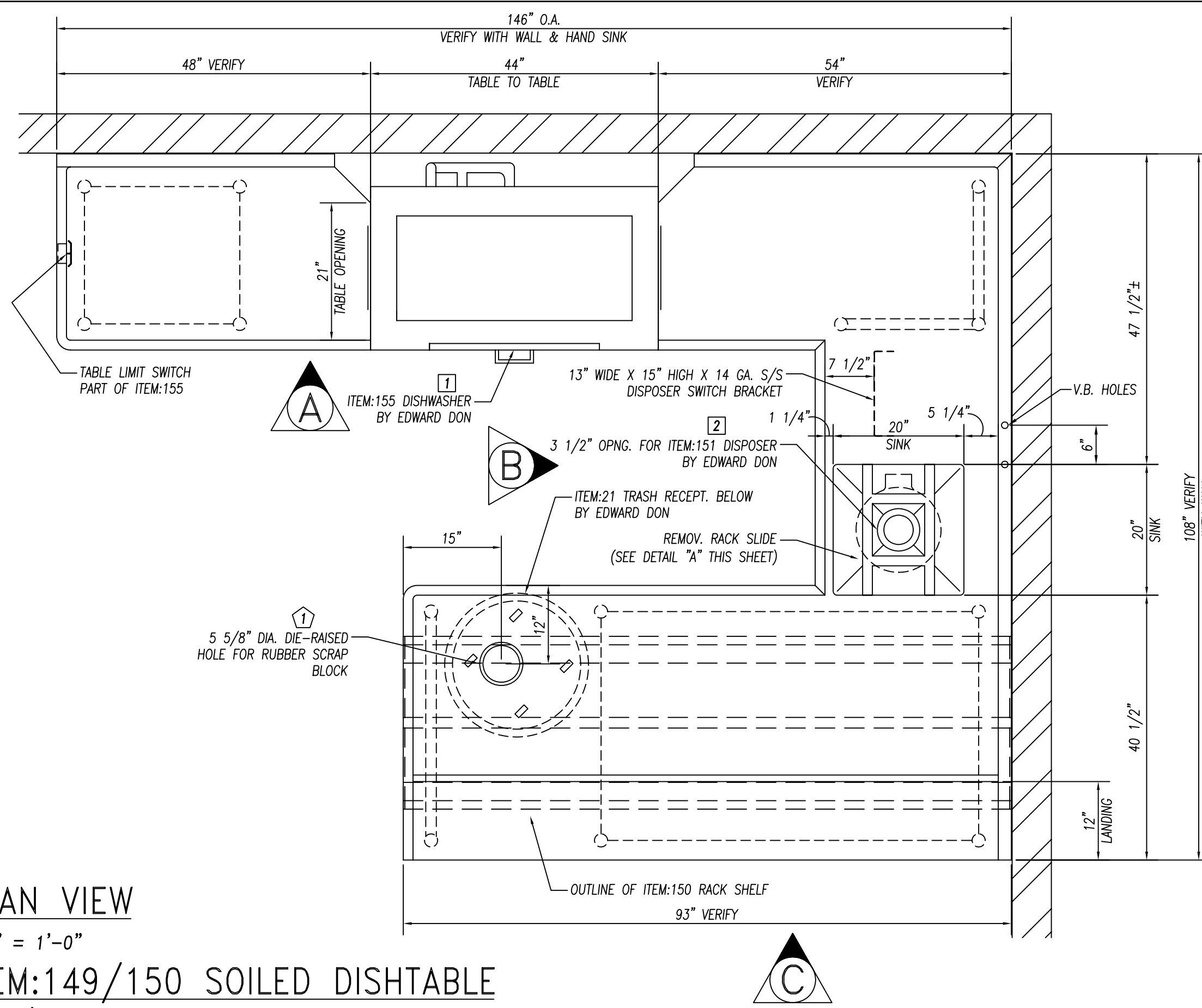
PARTS LIST

ID.#	QTY.	DESCRIPTION	MFG. & MODEL NUMBER
1	12	CONCEALED HINGES	BLUM OR EQUAL
2	6	S/S BULLET FEET	COMPONENT HARDWARE #A10-0851

ID.#	QTY.	DESCRIPTION	MFG. & MODEL NUMBER
1	1	LEVER DRAIN W/O'FLOW	T & S #B-3970-01
2	1	FAUCET	T & S #B-0231/B-0199-01 AERATOR

These Items ARE NOT PROVIDED BY NATIONWIDE
★ Items That Must Be Shipped To Nationwide For Installation

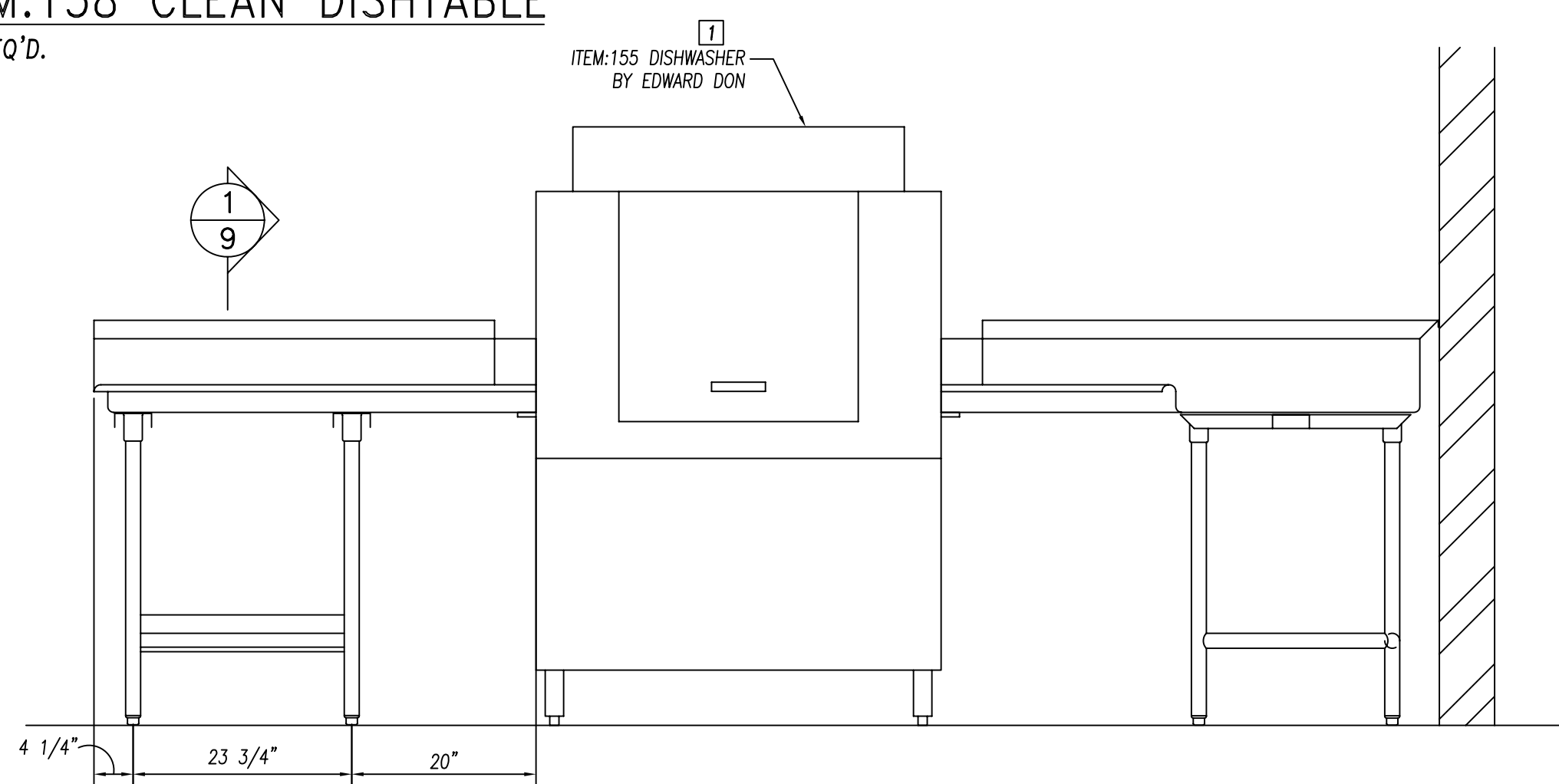
	10923 LEROY DRIVE NORTHGLENN, CO. 80233	PHONE: (303) 853-0107 FAX: (303) 853-0114	
DATE: 2-22-10 DRAWN BY: WIDDIFIELD CHECKED BY:	PROJECT: JOLIET JR. COLLEGE Joliet, IL	CUSTOMER: EDWARD DON North Riverside, IL	PAGE NUMBER 8 OF 24
REVISIONS:	SCALE: AS NOTED	CONSULTANT: Mackesey And Associates LLC Crystal Lake, IL	JOB NUMBER 5789



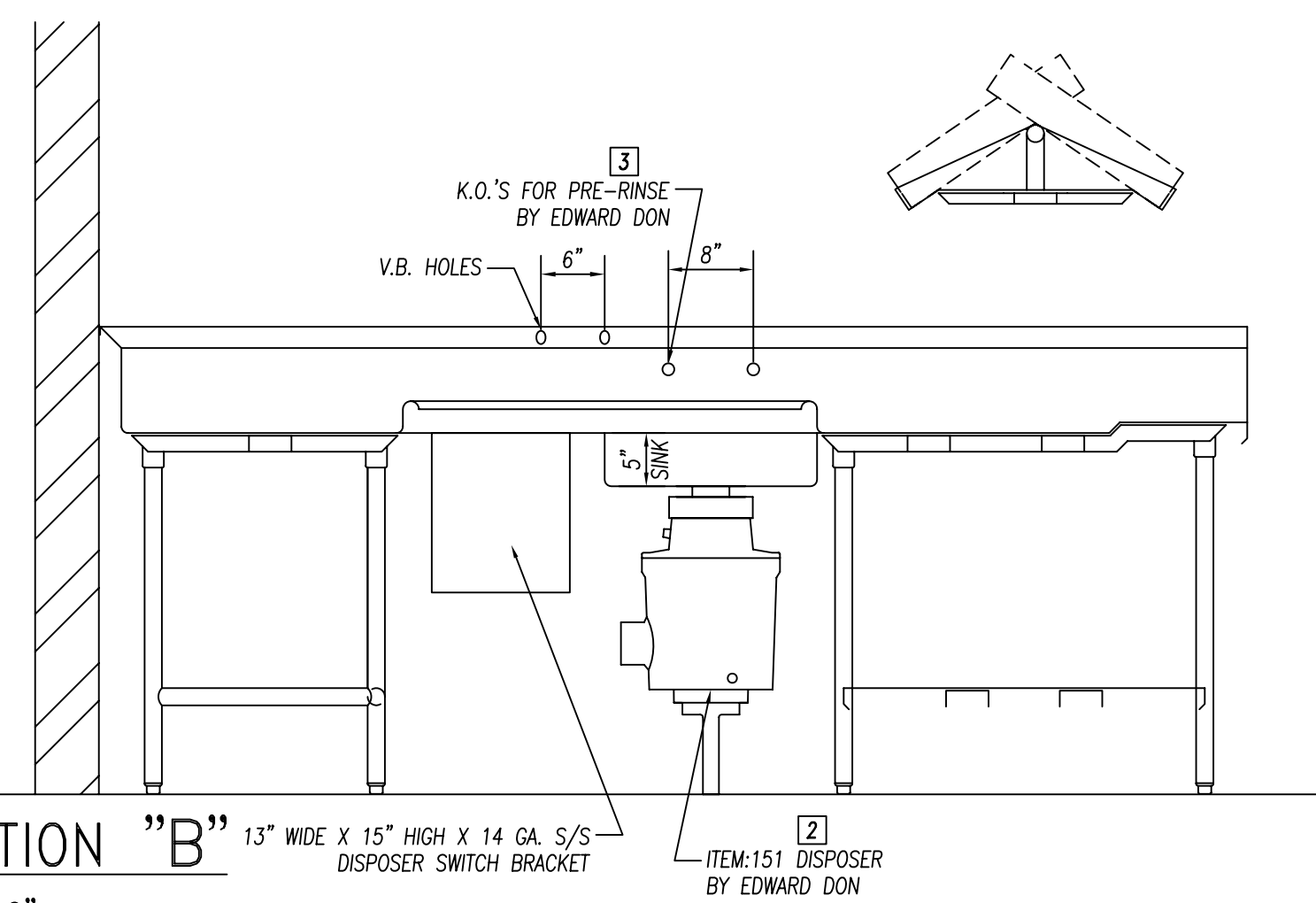
PLAN VIEW

3/4" = 1'-0"
ITEM:149/150 SOILED DISHTABLE
 (1) REQ'D.

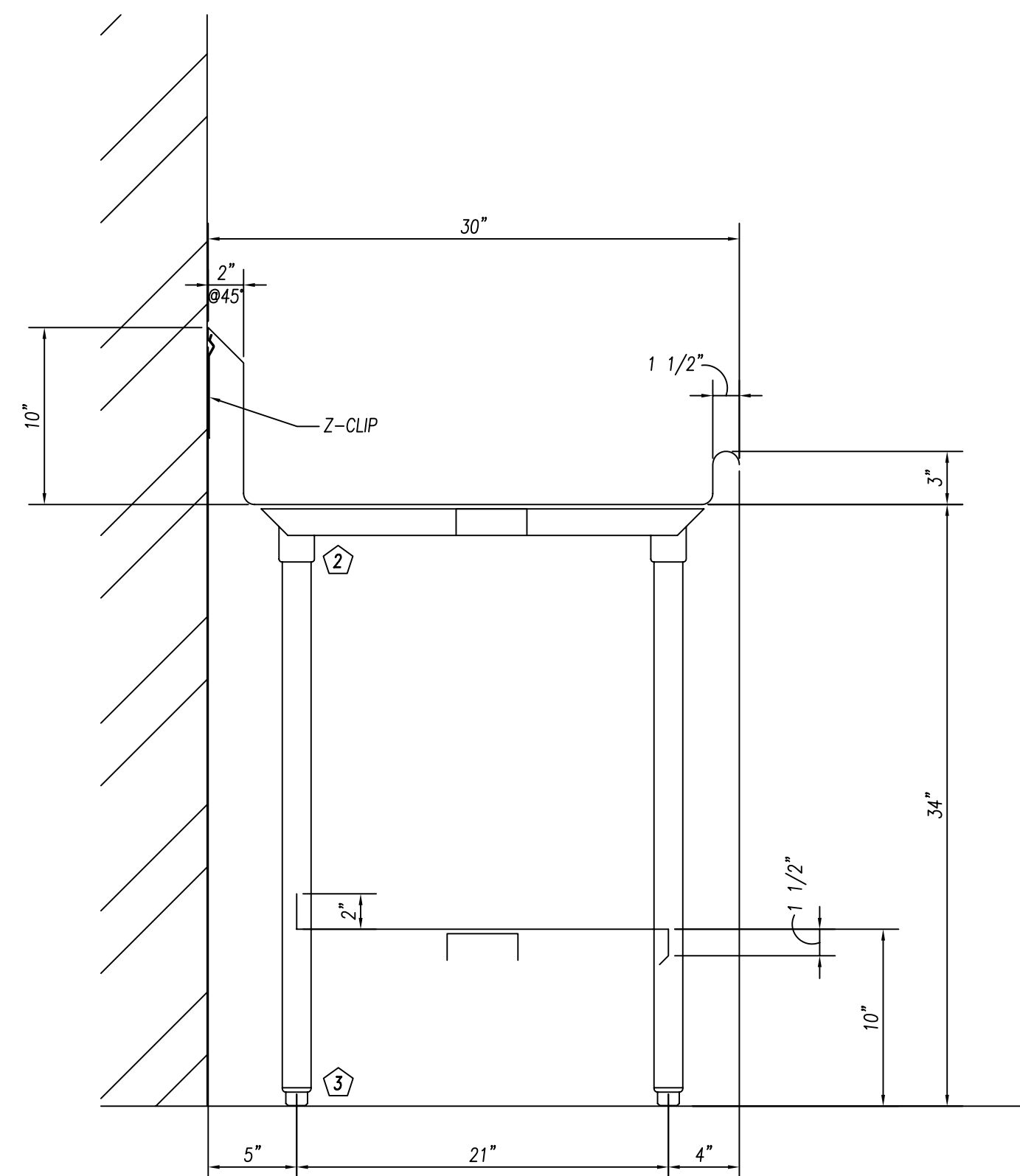
ITEM:158 CLEAN DISHTABLE
 (1) REQ'D.



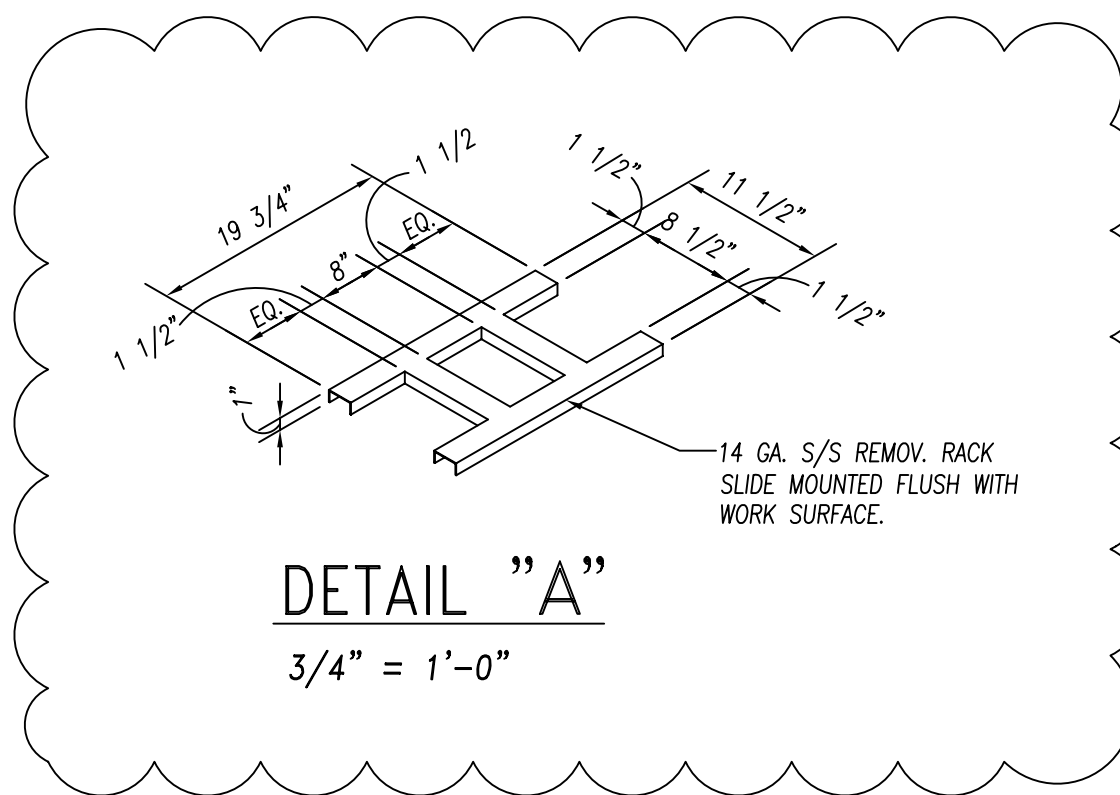
ELEVATION "A"
 3/4" = 1'-0"



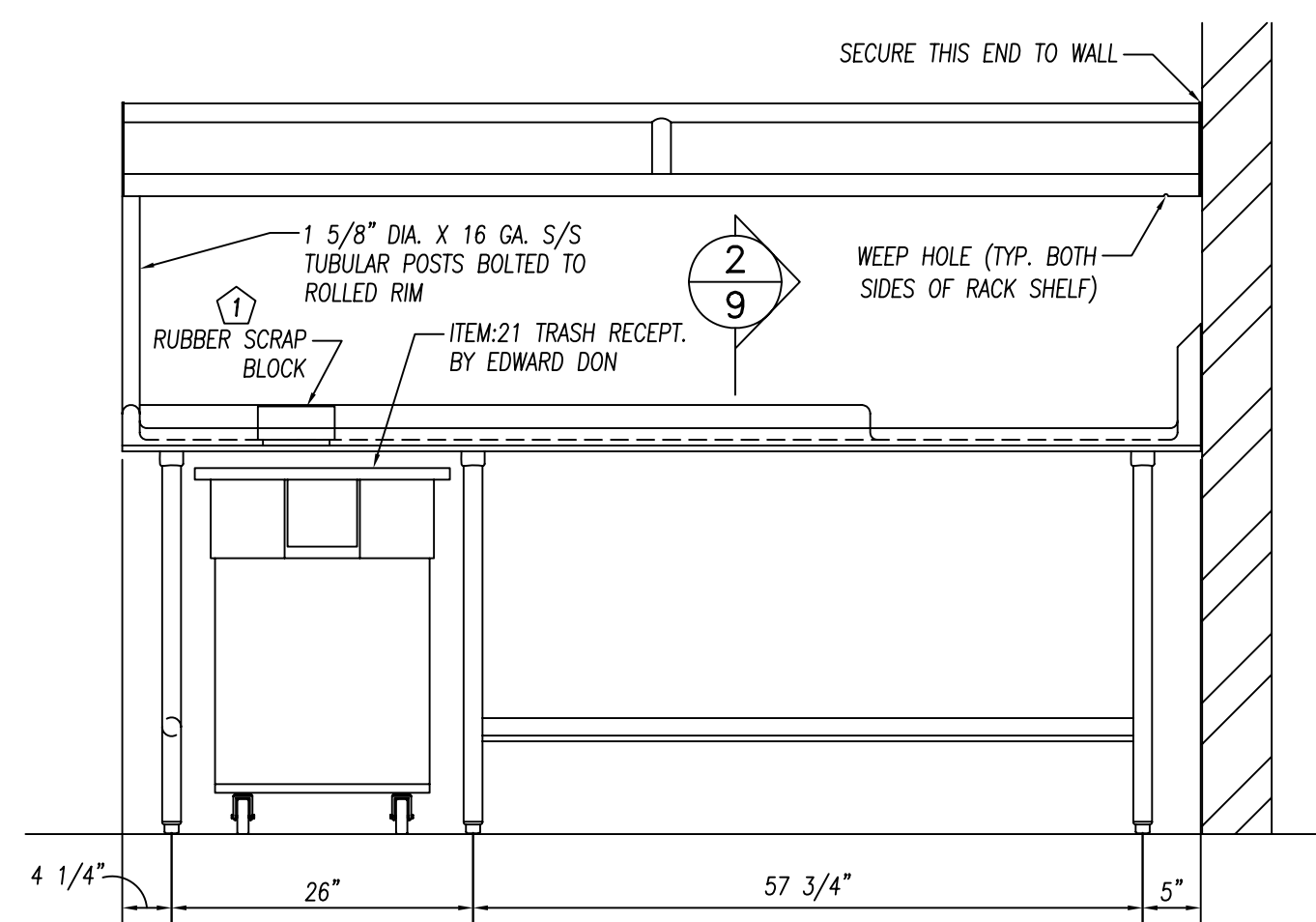
ELEVATION "B"
 3/4" = 1'-0"



SECTION 1/9
 1 1/2" = 1'-0"



DETAIL "A"
 3/4" = 1'-0"

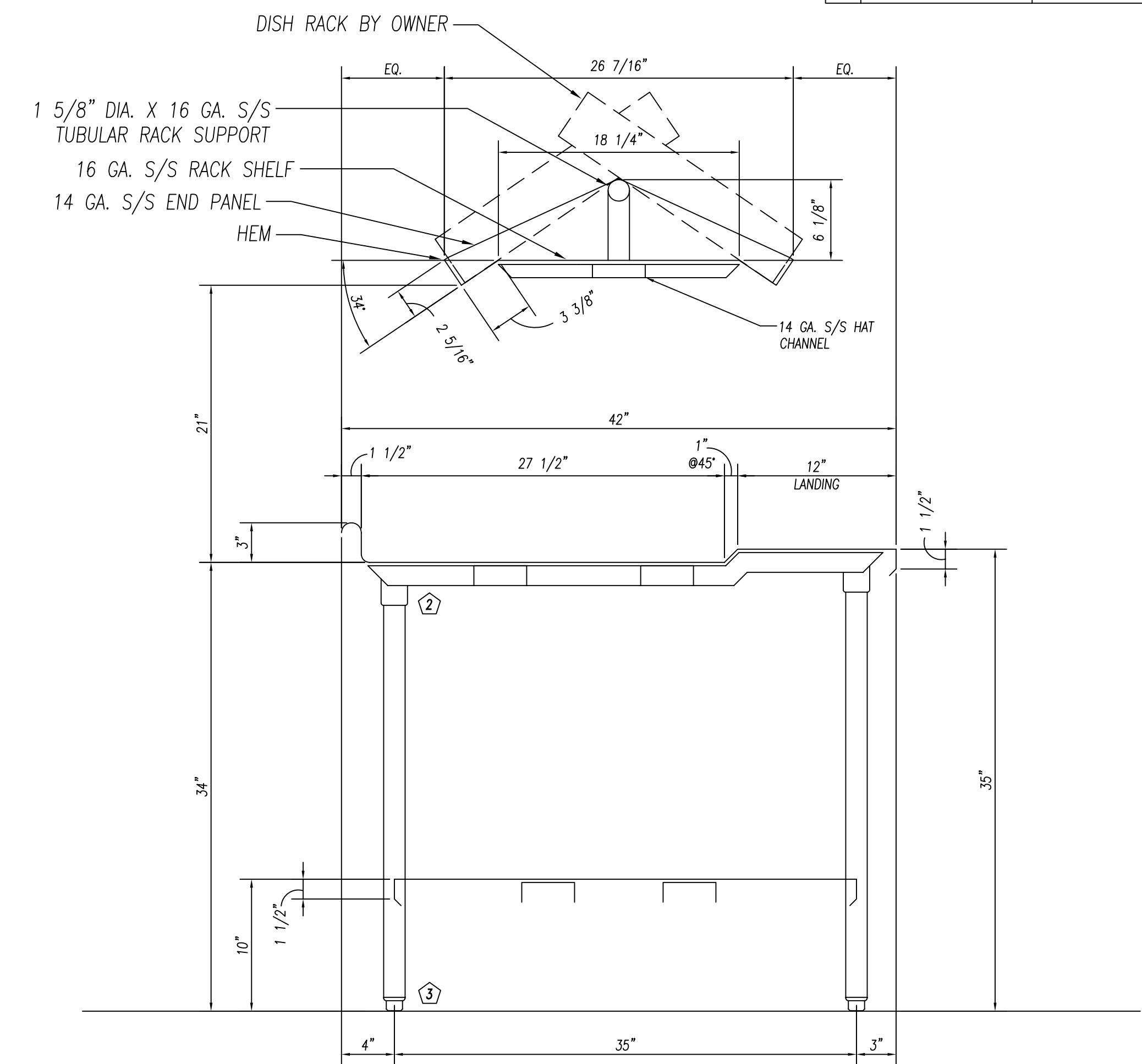


ELEVATION "C"
 3/4" = 1'-0"

GENERAL NOTES

NO.	DESCRIPTION	MATERIAL
1	TOPS AND SINKS	14 GA. S/S
2	REINFORCEMENT-UNEXPOSED	1 1/2" X 4" X 1 1/2" X 14 GA. GALV. CHANNEL
3	REINFORCEMENT-EXPOSED	1 1/2" X 4" X 1 1/2" X 14 GA. S/S CHANNEL
4	LEGS & CROSSRAILS	1 5/8" DIA. X 16 GA. S/S TUBING
5	REMOV. UNDERSHELVES	16 GA. S/S
6	WALL & OVERSHELVES	16 GA. S/S WITH 14 GA. S/S BRACKETS
7	COUNTER BODY	18 GA. S/S
8	DOOR AND DRAWER FACES	18 GA. S/S DOUBLE PAN CONSTR. SOUND DEADEN WITH STYROFOAM
9	FIXED UNDERSHELVES	16 GA. S/S
10	SOUND DEADENING	FULLY AT UNDERSIDE OF TOPS
11	FASTNERS	CHROME ACORN NUTZ NO EXPOSED FASTNERS

REINFORCEMENT TO BE NOT MORE THAN 30" O.C. WITH INTERSECTIONS OF CHANNELS FULLY WELDED. SOUND DEADENING MASTIC TO BE APPLIED BETWEEN TOP & CHANNEL REINFORCEMENT ONLY.



SECTION 2/9
 1 1/2" = 1'-0"

PARTS LIST

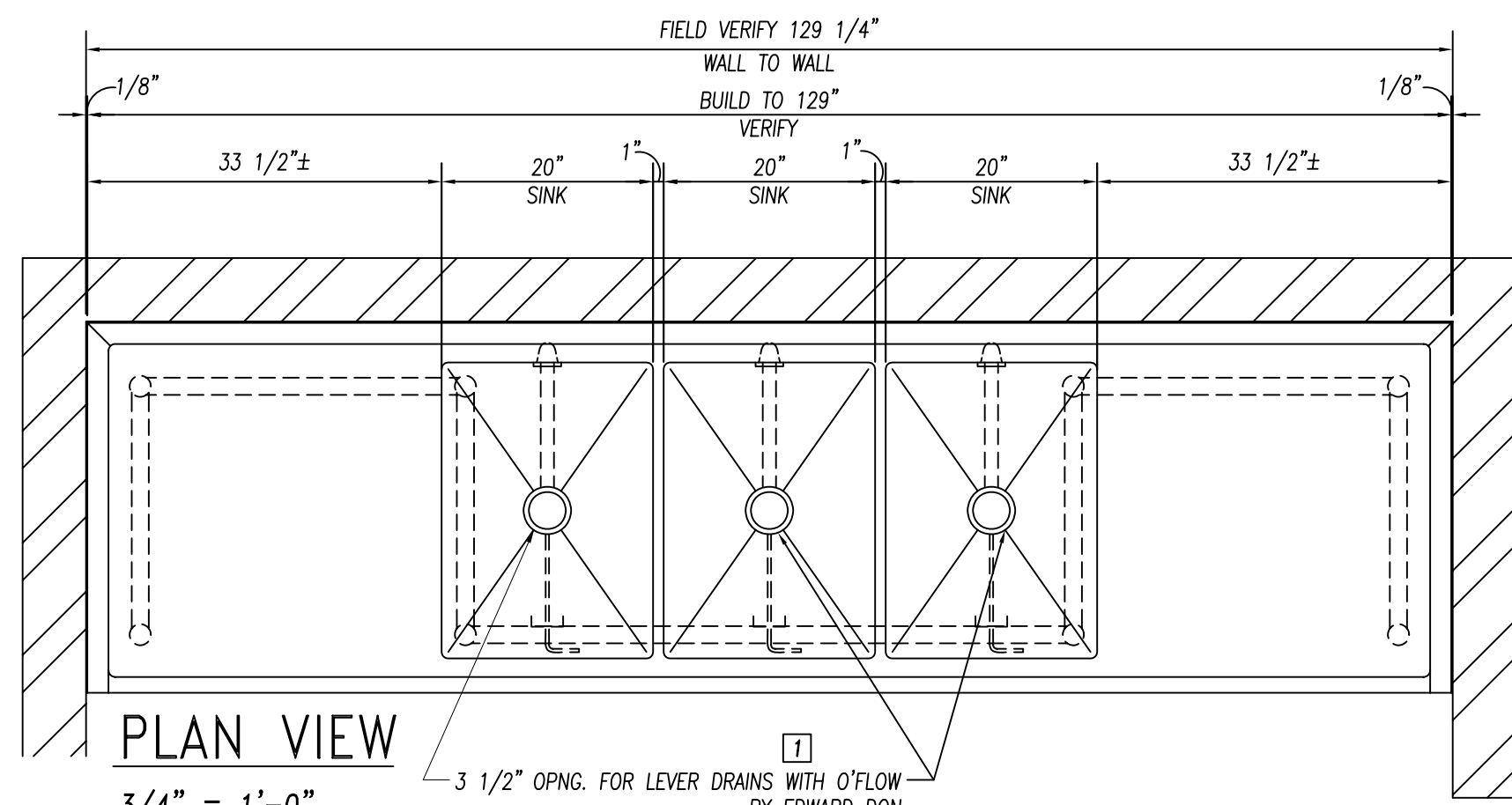
ID.#	QTY.	DESCRIPTION	MFG. & MODEL NUMBER
1	1	RUBBER SCRAP BLOCK	COMPONENT HARDWARE #J92-9360
2	13	S/S GUSSETS	COMPONENT HARDWARE #A18-0206
3	13	S/S BULLET FEET	COMPONENT HARDWARE #A10-0851

BUYOUT LIST

ID.#	QTY.	DESCRIPTION	MFG. & MODEL NUMBER
1	1	DISHWASHER	CHAMPION #44DR
2	1	DISPOSER	SALVAJOR #300-SA-3-ARSS
3	1	PRE-RINSE	T & S #B-0133-ADF12-B

These Items ARE NOT PROVIDED BY NATIONWIDE
 ★ Items That Must Be Shipped To Nationwide For Installation

	10923 LEROY DRIVE NORTHGLENN, CO. 80233		PHONE: (303) 853-0107 FAX: (303) 853-0114		
	DATE: 2-22-10 DRAWN BY: WIDDIFIELD CHECKED BY: SCALE: AS NOTED ITEMS THIS SHEET:		PROJECT: JOLIET JR. COLLEGE Joliet, IL CUSTOMER: EDWARD DON North Riverside, IL		PAGE NUMBER 9 OF 24 JOB NUMBER 5789
REVISIONS:		CONSULTANT: Mackesey And Associates LLC Crystal Lake, IL		ITEM:149/150 SOILED DISHTABLE ITEM:158 CLEAN DISHTABLE	

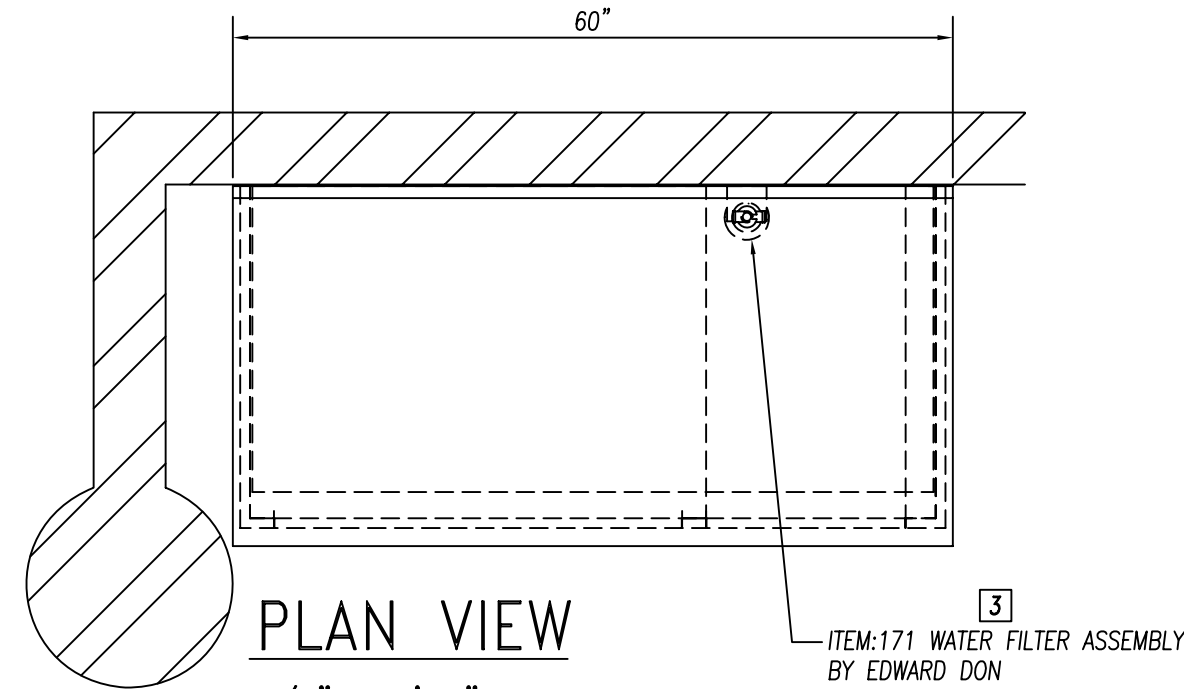


PLAN VIEW

3/4" = 1'-0"

ITEM:160 THREE COMP. SINK

(1) REQ'D.

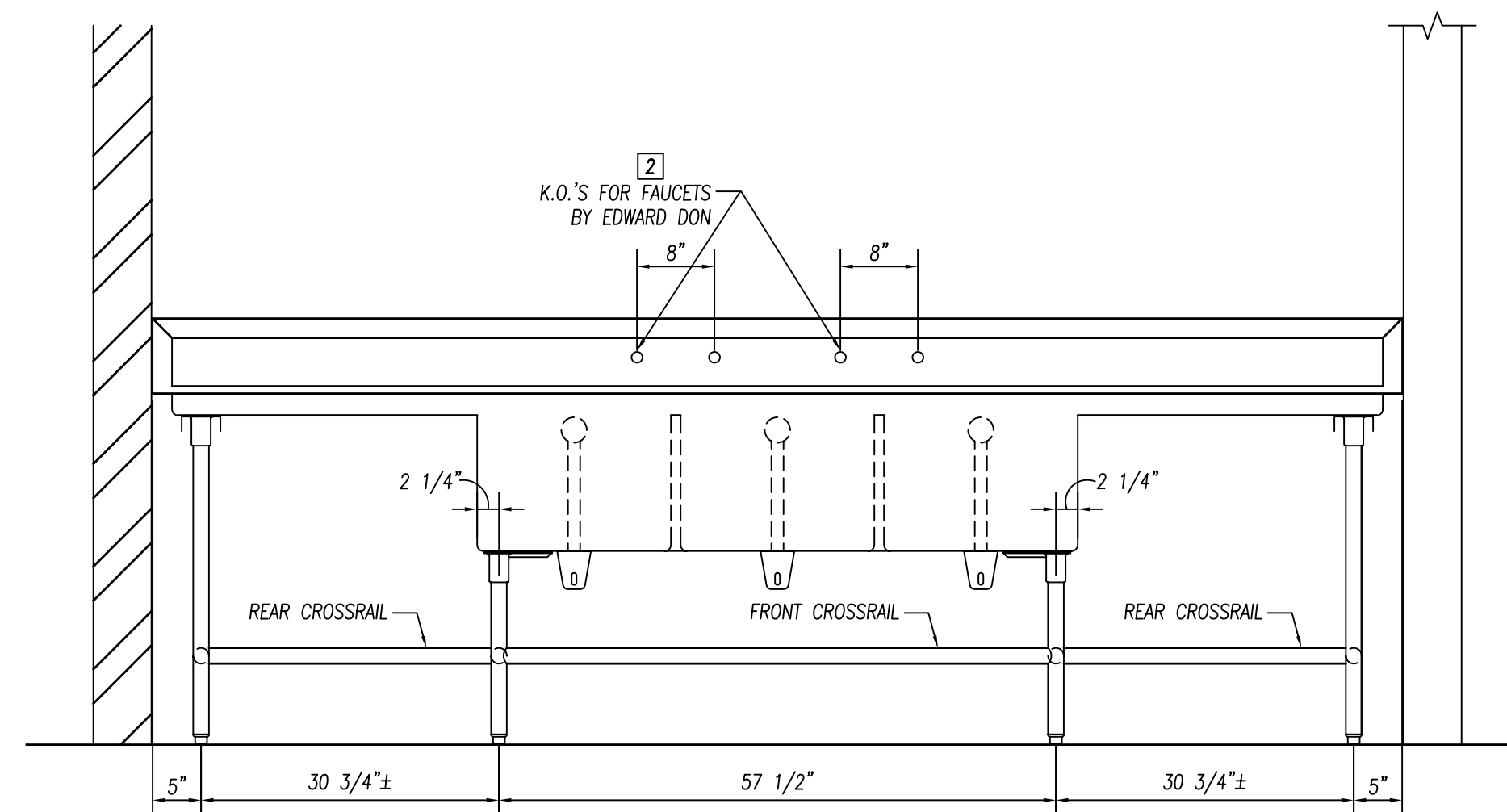


PLAN VIEW

3/4" = 1'-0"

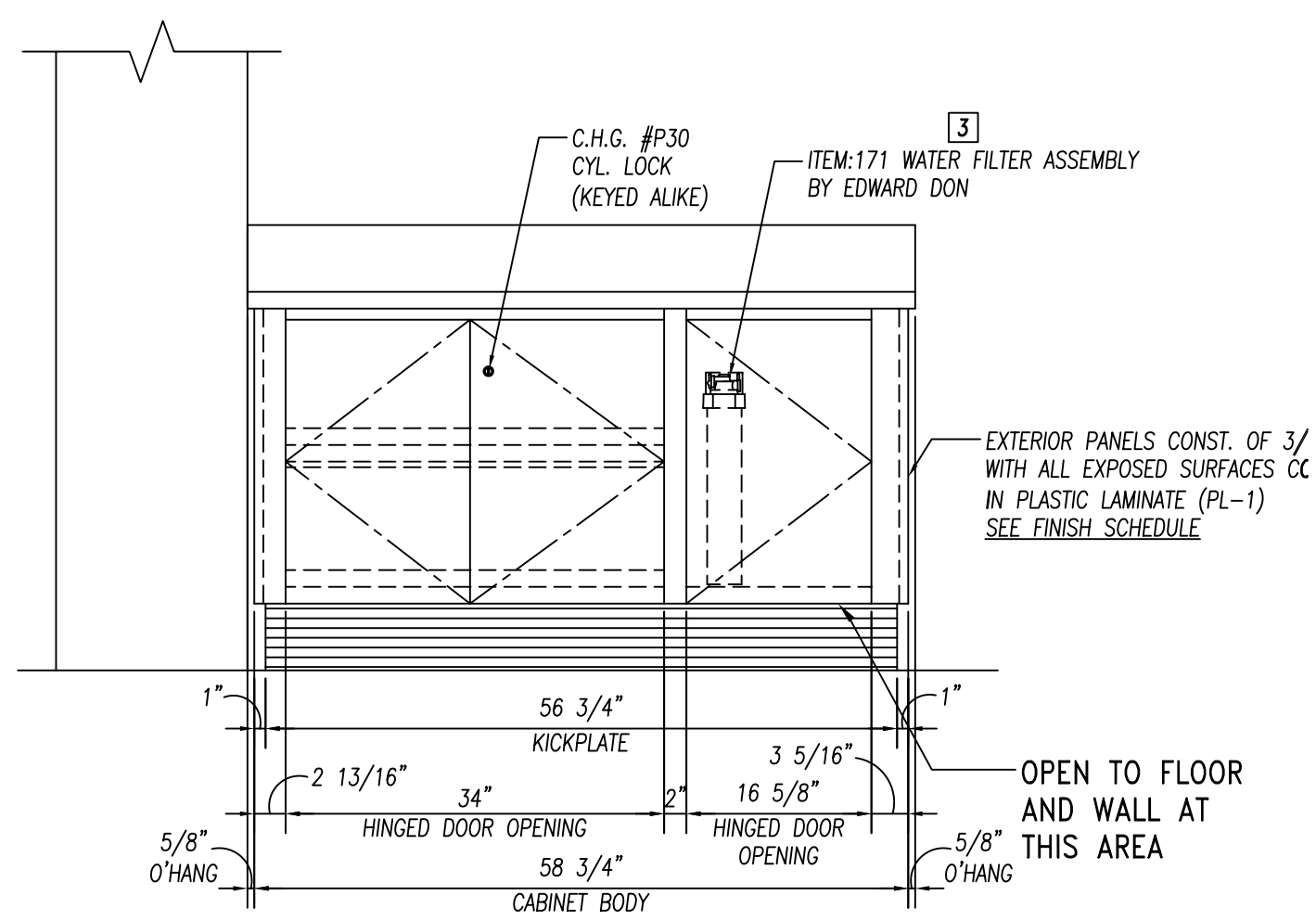
ITEM:168 CAFETERIA COUNTER

(1) REQ'D.



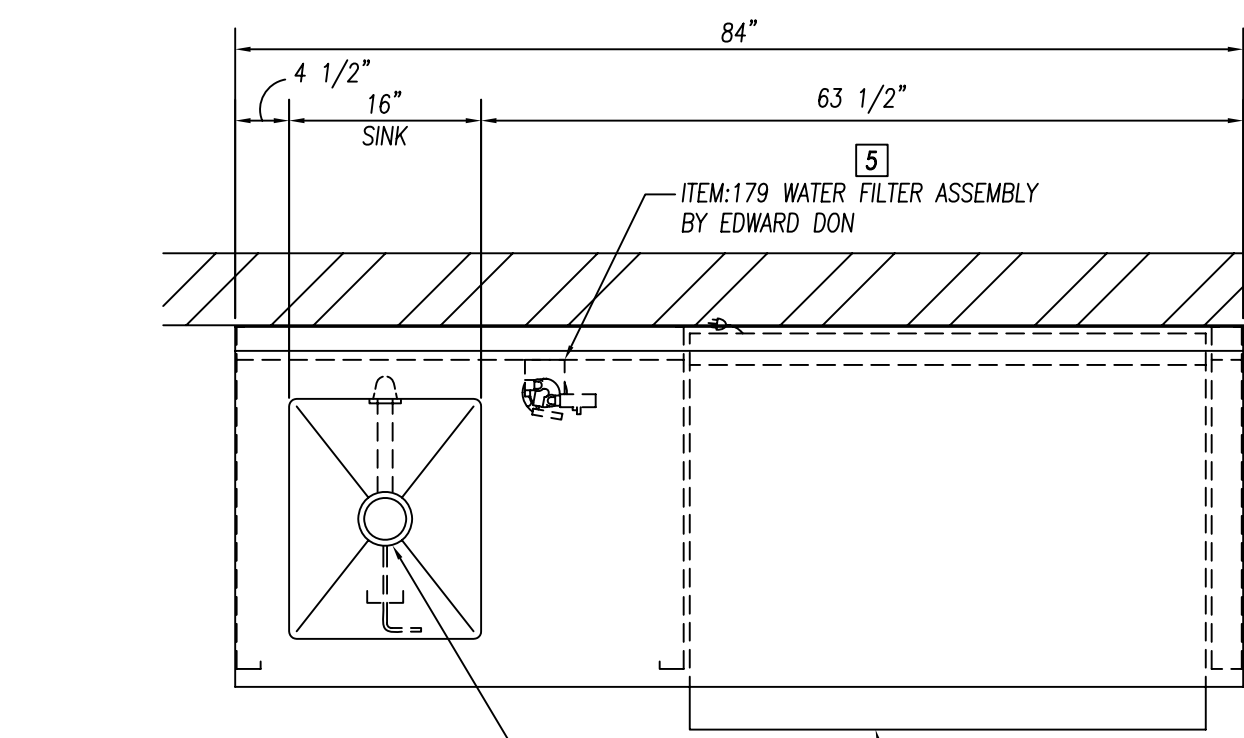
ELEVATION

3/4" = 1'-0"



ELEVATION

3/4" = 1'-0"



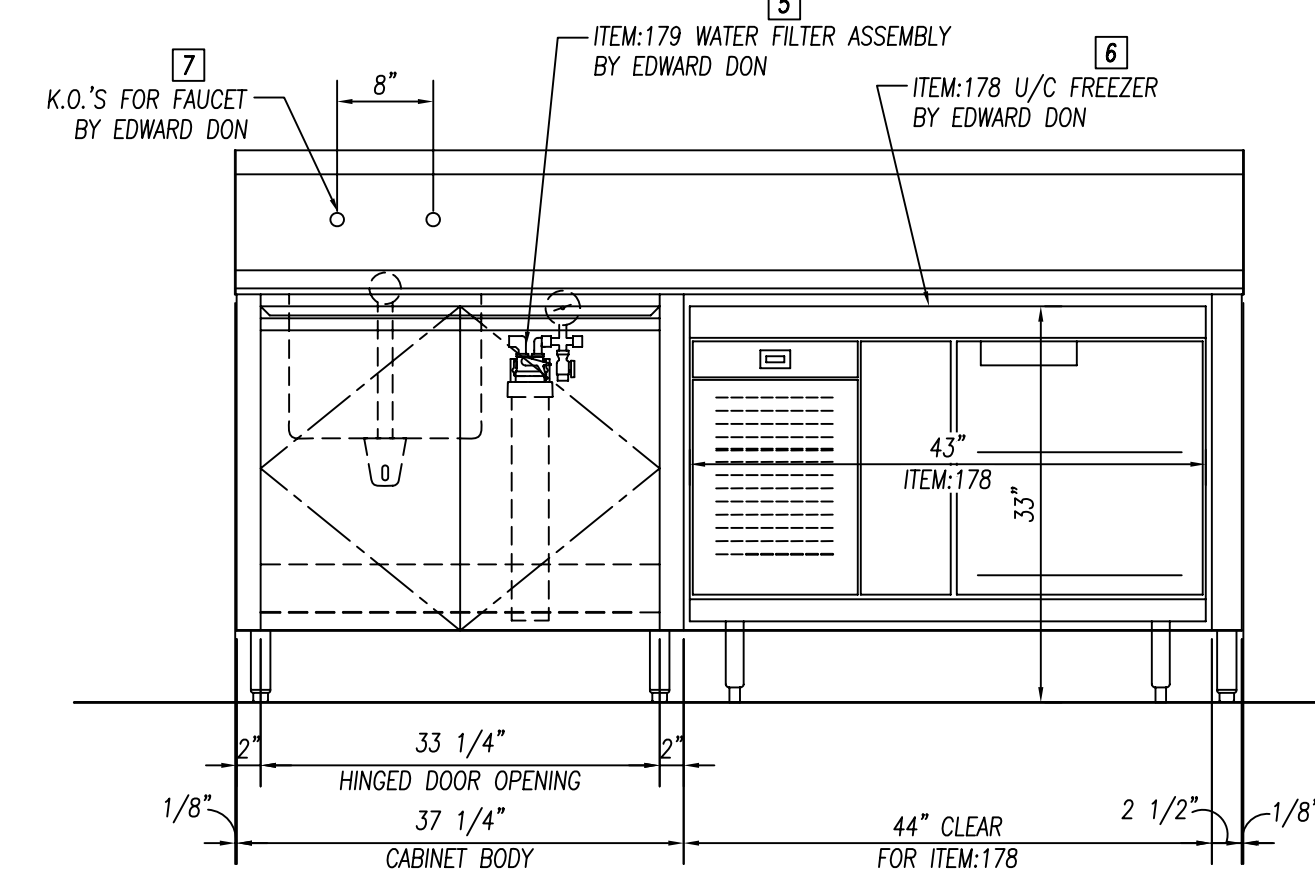
PLAN VIEW

3/4" = 1'-0"

ITEM:177 WORKCOUNTER

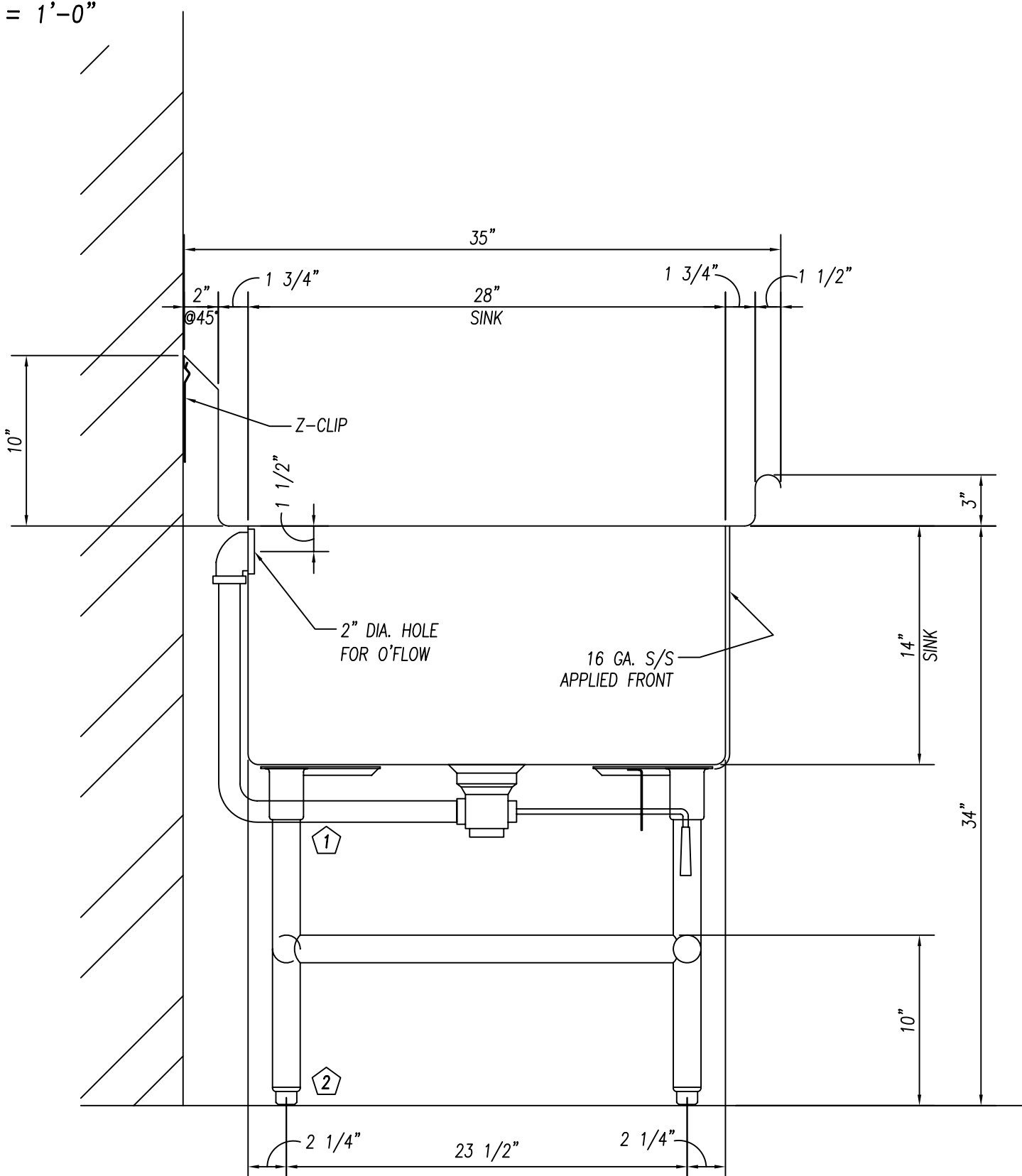
(1) REQ'D.

NOTE TO SHOP!
S/S HINGED DOOR HARDWARE
CONSISTS OF S/S LIFT-OFF
HINGES AND FRICTION CATCHES



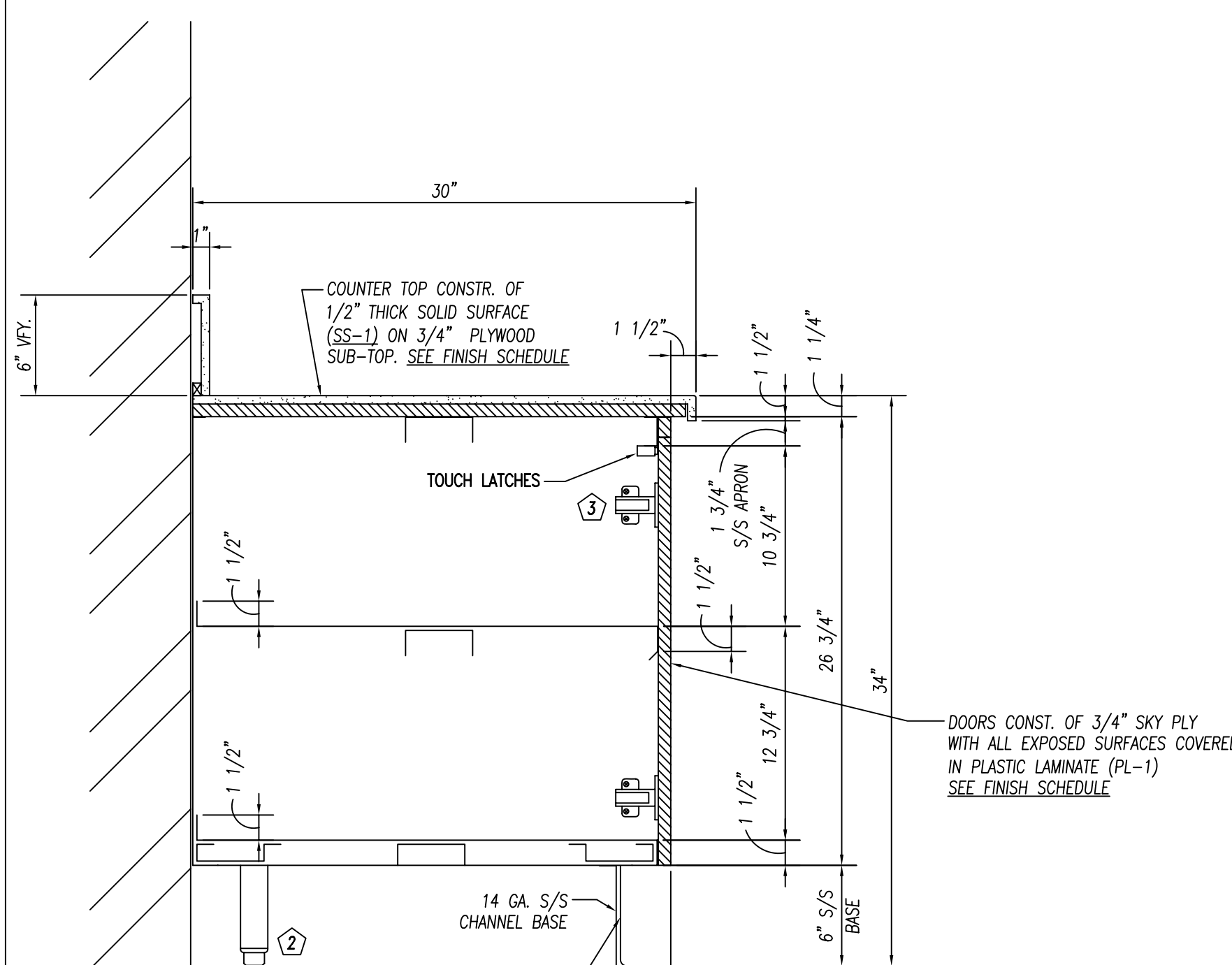
ELEVATION

3/4" = 1'-0"



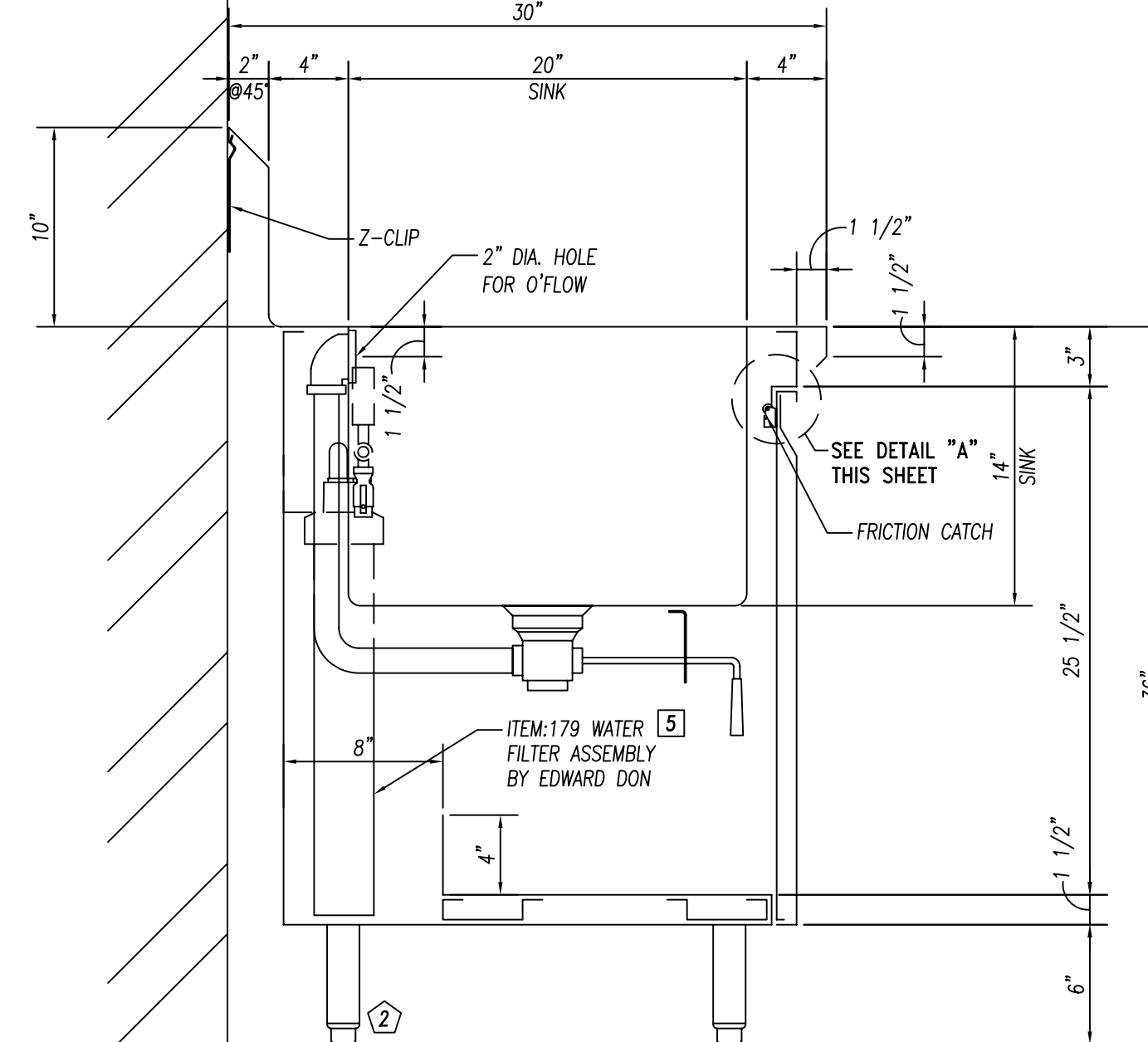
SECTION

1 1/2" = 1'-0"



SECTION

1 1/2" = 1'-0"



SECTION

1 1/2" = 1'-0"

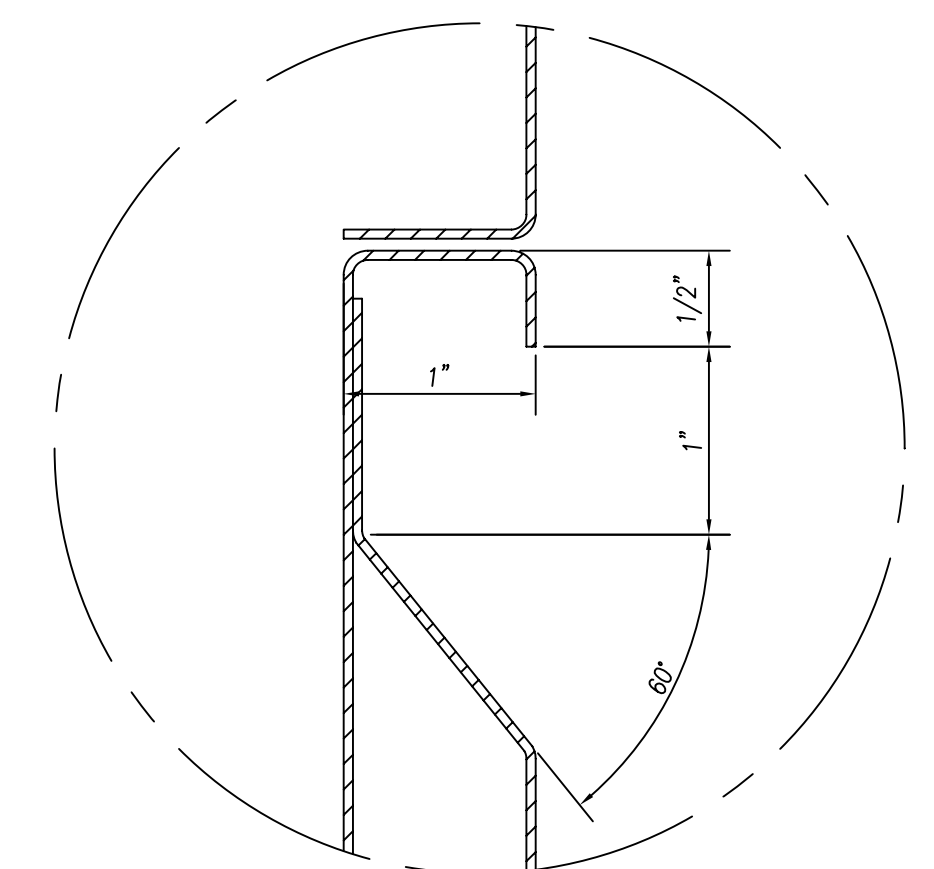
REINFORCEMENT TO BE NOT MORE THAN 30" O.C. WITH INTERSECTIONS OF CHANNELS FULLY WELDED. SOUND DEADENING MASTIC TO BE APPLIED BETWEEN TOP & CHANNEL REINFORCEMENT ONLY.

GENERAL NOTES

NO.	DESCRIPTION	MATERIAL
1	TOPS AND SINKS	14 GA. S/S
2	REINFORCEMENT-UNEXPOSED	1 1/2" X 4" X 1 1/2" X 14 GA. GALV. CHANNEL
3	REINFORCEMENT-EXPOSED	1 1/2" X 4" X 1 1/2" X 14 GA. S/S CHANNEL
4	LEGS & CROSSRAILS	1 5/8" DIA. X 16 GA. S/S TUBING
5	REMOV. UNDERSHELVES	16 GA. S/S
6	WALL & OVERSHELVES	16 GA. S/S WITH 14 GA. S/S BRACKETS
7	COUNTER BODY	18 GA. S/S
8	DOOR AND DRAWER FACES	18 GA. S/S DOUBLE PAN CONSTR. SOUND DEADEN WITH STYROFOAM
9	FIXED UNDERSHELVES	16 GA. S/S
10	SOUND DEADENING	FULLY AT UNDERSIDE OF TOPS
11	FASTNERS	CHROME ACORN NUTZ NO EXPOSED FASTNERS

FOODSERVICE EQUIPMENT FINISHES

SS-1	1/2" THICK SOLID SURFACE - FORMICA, COLOR: DENIM SPEX #936	COUNTERTOP, TRAYSLIDE -
PL-1	3/4" PLYWOOD WITH WHITE MELAMINE FINISH ON UNEXPOSED SIDE, & ALL EXPOSED COVERED IN PLASTIC LAMINATE FORMICA, 6208-LX, GLAMOUR CHERRY	COUNTER FRONT -



DETAIL "A"

1 1/2" = 1'-0"

PARTS LIST

ID.#	QTY.	DESCRIPTION	MFG. & MODEL NUMBER
①	8	S/S GUSSETS	COMPONENT HARDWARE #A18-0206
②	14	S/S BULLET FEET	COMPONENT HARDWARE #A10-0851
③	6	CONCEALED HINGES	BLUM OR EQUAL

BUYOUT LIST

ID.#	QTY.	DESCRIPTION	MFG. & MODEL NUMBER
①	1	FAUCET	T & S #B-0231
②	3	LEVER DRAIN W/O'FLOW	T & S #B-3970-01
③	1	WATER FILTER ASSY.	EVERPURE #EV9275-70
④	1	LEVER DRAIN W/O'FLOW	T & S #B-3970-01
⑤	1	WATER FILTER ASSY.	EVERPURE #EV9272-41
⑥	1	U/C FREEZER	RANDELL #65343
⑦	1	FAUCET	T & S #B-0231/B-0199-01 AERATOR

These Items ARE NOT PROVIDED BY NATIONWIDE
★ Items That Must Be Shipped To Nationwide For Installation



10923 LEROY DRIVE
NORTHGLENN, CO. 80233



PHONE: (303) 853-0107
FAX: (303) 853-0114



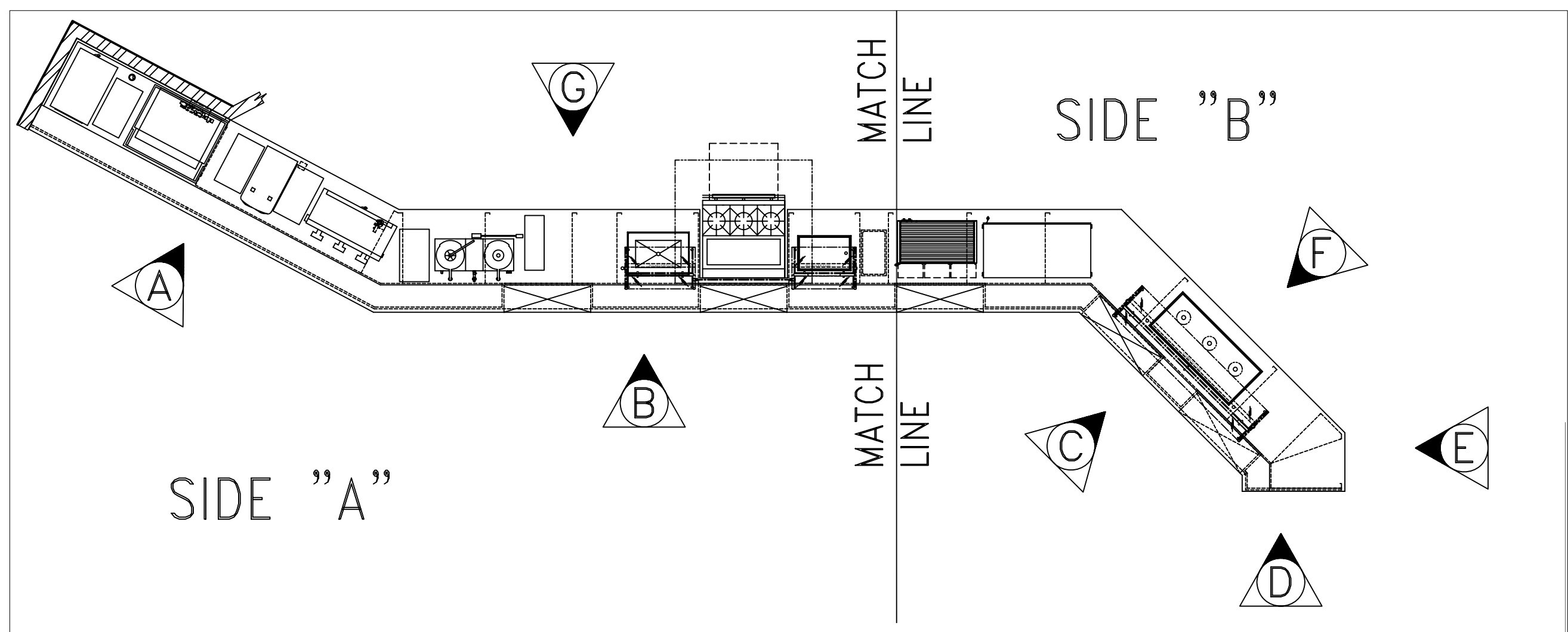
REVISIONS:	DATE:
	2-22-10
	DRAWN BY: WIDDIFIELD
	CHECKED BY:
	SCALE: AS NOTED
	ITEMS THIS SHEET:

PROJECT:	CUSTOMER:	PAGE NUMBER
JOLIET JR. COLLEGE Joliet, IL	EDWARD DON North Riverside, IL	10 OF 24
		JOB NUMBER
		5789

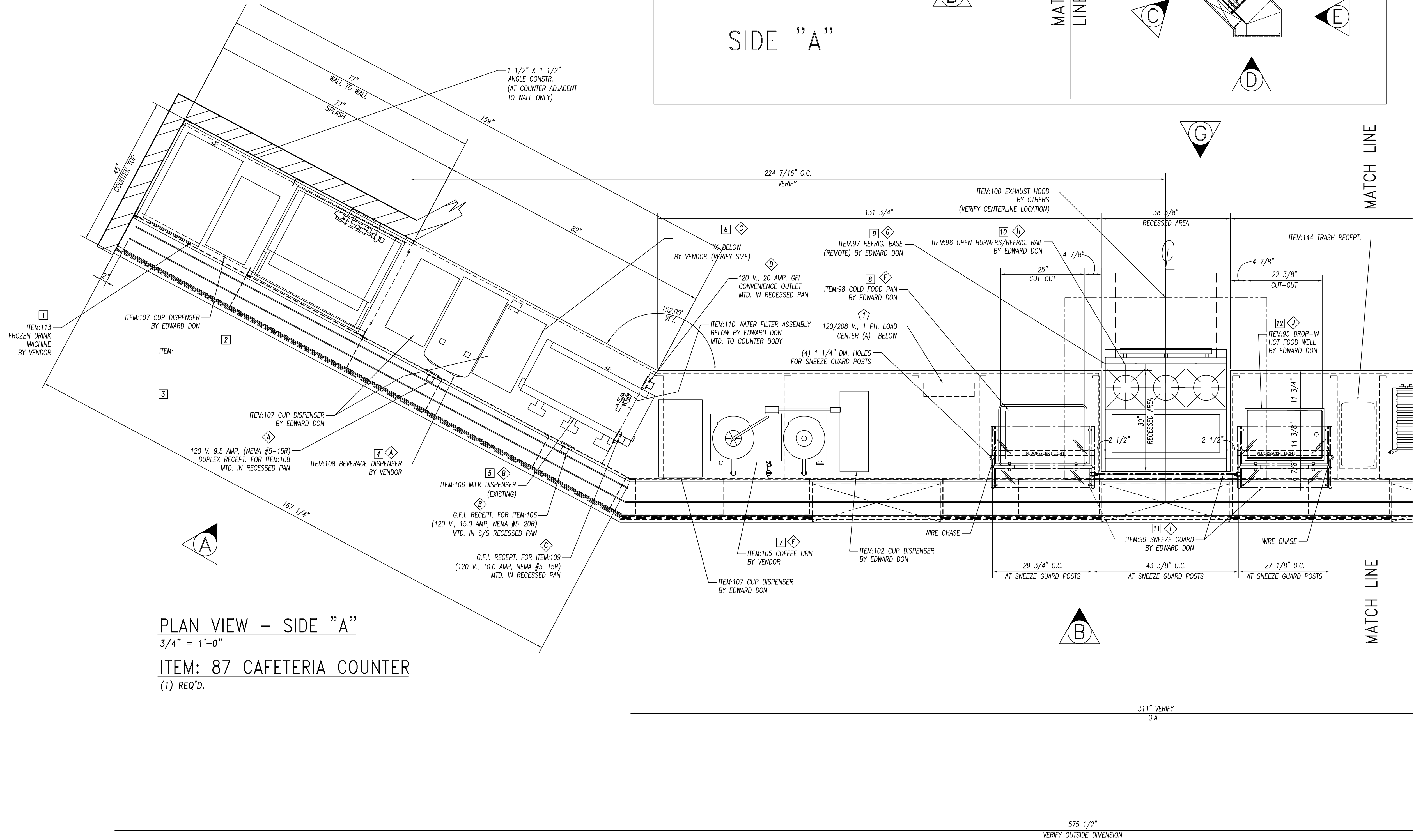
CONSULTANT:
Mackesey And Associates LLC
Crystal Lake, IL

ITEM:160 THREE COMP. SINK, ITEM:168 CAFETERIA COUNTER
ITEM:177 WORKCOUNTER

-SEE PLAN VIEW OF SIDE "B" ON SHEET:12
 -SEE ELEVATION "A, B, C, & D" ON SHEET:13
 -SEE ELEVATION "E, F, & G" ON SHEET:14
 -SEE SECTIONS ON SHEETS:15 & 16



GENERAL NOTES		
NO.	DESCRIPTION	MATERIAL
1	TOPS AND SINKS	14 GA. S/S
2	REINFORCEMENT-UNEXPOSED	1 1/2" X 4" X 1 1/2" X 14 GA. GALV. CHANNEL
3	REINFORCEMENT-EXPOSED	1 1/2" X 4" X 1 1/2" X 14 GA. S/S CHANNEL
4	LEGS & CROSSRAILS	1 5/8" DIA. X 16 GA. S/S TUBING
5	REMOV. UNDERSHELVES	16 GA. S/S
6	WALL & OVERSHELVES	16 GA. S/S WITH 14 GA. S/S BRACKETS
7	COUNTER BODY	18 GA. S/S
8	DOOR AND DRAWER FACES	18 GA. S/S DOUBLE PAN CONSTR. SOUND DEADEN WITH STYROFOAM
9	FIXED UNDERSHELVES	16 GA. S/S
10	SOUND DEADENING	FULLY AT UNDERSIDE OF TOPS
11	FASTNERS	CHROME ACORN NUTZ NO EXPOSED FASTNERS



PLAN VIEW - SIDE "A"
 3/4" = 1'-0"
 ITEM: 87 CAFETERIA COUNTER
 (1) REQ'D.

ELECTRICAL REQUIREMENTS (PANEL-A)		
ID.#	ITEM	ELEC. REQ'MTS.
1	ITEM:108 BEV. DISPENSER	120 V. 1PH. 9.5 AMPS #5-15R
2	ITEM:106 MILK DISPENSER	120 V. 1PH. 15 AMPS #5-15R
3	ITEM:109 BAG-N-BOX	120 V. 1PH. 10 AMPS #5-15R
4	CONVENIENCE OUTLET	120 V. 20 AMPS #5-20R
5	ITEM:105 COFFEE URN	120/208 V. 1PH. 28.6 AMPS J-BOX
6	ITEM:98 COLD PAN	120 V. 1PH. 3 AMPS #5-15R

ELECTRICAL REQUIREMENTS (PANEL-B)		
ID.#	ITEM	ELEC. REQ'MTS.
1	ITEM:97 REFRIG. BASE	120 V. 1PH. 1.5 AMPS J-BOX
2	ITEM:96 OPEN BURNERS	120 V. 1PH. 2.0 AMP J-BOX
3	ITEM:99 SNEEZE GUARD	120 V. 1PH. 8.4 AMPS J-BOX
4	ITEM:95 HOT FOOD WELL	208 V. 1PH. 12 AMPS J-BOX
5	ITEM:94 HOT DOG GRILL	120 V. 1PH. 11 AMPS #5-15R
6	ITEM:91 FOOD WARMER DISPLAY	120/208 V. 1PH. 14.3 AMP #14-20R
7	ITEM:88 HEATED SHELF	120 V. 1PH. NEMA #5-15R
8	ITEM:90 SNEEZE GUARD	120 V. 1PH. 8.4 AMPS J-BOX
9	CONVENIENCE OUTLET	120 V. 20 AMPS #5-20R

PARTS LIST			
ID.#	QTY.	DESCRIPTION	MFG. & MODEL NUMBER
1	1	LOAD CENTER (A)	TBD
2	1	LOAD CENTER (B)	TBD
3	12	S/S BULLET FEET	COMPONENT HARDWARE #A10-0851

BUYOUT LIST			
ID.#	QTY.	DESCRIPTION	MFG. & MODEL NUMBER
1	1	FROZEN BEV. DISP.	VERIFY MAKE & MODEL
2	1	SODA/ICE DISP.	VERIFY MAKE & MODEL
3	1	ICE MAKER	VERIFY MAKE & MODEL
4	1	BEVERAGE DISP.	VERIFY MAKE & MODEL
5	1	MILK DISP.	VERIFY MAKE & MODEL
6	1	BAG-N-BOX	VERIFY MAKE & MODEL
7	1	COFFEE URN	VERIFY MAKE & MODEL
8	1	COLD PAN	ATLAS METAL #RMX-1
9	1	REFRIG. BASE	JADE #JRLH-02R-T-36
10	1	OPEN BURNERS	JADE #JMSS-03-T-36
11	1	SNEEZE GUARD	PREMIER #FMS2R/FMS1Z
12	1	HOT FOOD WELL	APW #SHFWZ-10
13	1	HOT DOG GRILL	APW #HR-50
14	1	HOT DOG BUN BOX	APW #BC-50
15	1	FOOD WARMER DISPLAY	MERCO/SAVORY #PDC-4826
16	1	HEATED SHELF	HATCO #GRSB-72-I
17	1	SNEEZE GUARD	PREMIER #FMS2R

These items ARE NOT PROVIDED BY NATIONWIDE
 ★ Items That Must Be Shipped To Nationwide For Installation

FOODSERVICE EQUIPMENT FINISHES	
SS-1	COUNTERTOP, TRAYSLIDE - 2cm THICK STONE - ZODIAC, COLOR: CELESTIAL BLUE
PL-1	COUNTER FRONT - 3/4" PLYWOOD WITH WHITE MELAMINE FINISH ON UNEXPOSED SIDE, & ALL EXPOSED COVERED IN PLASTIC LAMINATE FORMICA, 6208-1X, GLAMOUR CHERRY
TL-1	2" X 2" MOSAIC GLAZED TILE - CERAMIC TILES OF ROYAL MOSA, FINISH: TRANSPARENTA MOSAIC COLOBS: Albicocca(orange), Giallo(yellow), Lavanda(lavender), Giada(light green), Grigio(medium grey), Ferro(dark grey) -PROVIDE EQUAL AMOUNTS OF 6 COLORS APPLIED IN RANDOM PATTERN
TR-1	TILE TRIM -STAINLESS STEEL EDGE STRIP SCHLUTER SYSTEMS, QUADREC, OR APPROVED EQUAL

REVISIONS:	
DATE:	2-22-10
DRAWN BY:	CUSHING
CHECKED BY:	
SCALE:	AS NOTED
ITEMS THIS SHEET:	

10923 LEROY DRIVE
NORTHGLENN, CO. 80233

PHONE: (303) 853-0107
FAX: (303) 853-0114

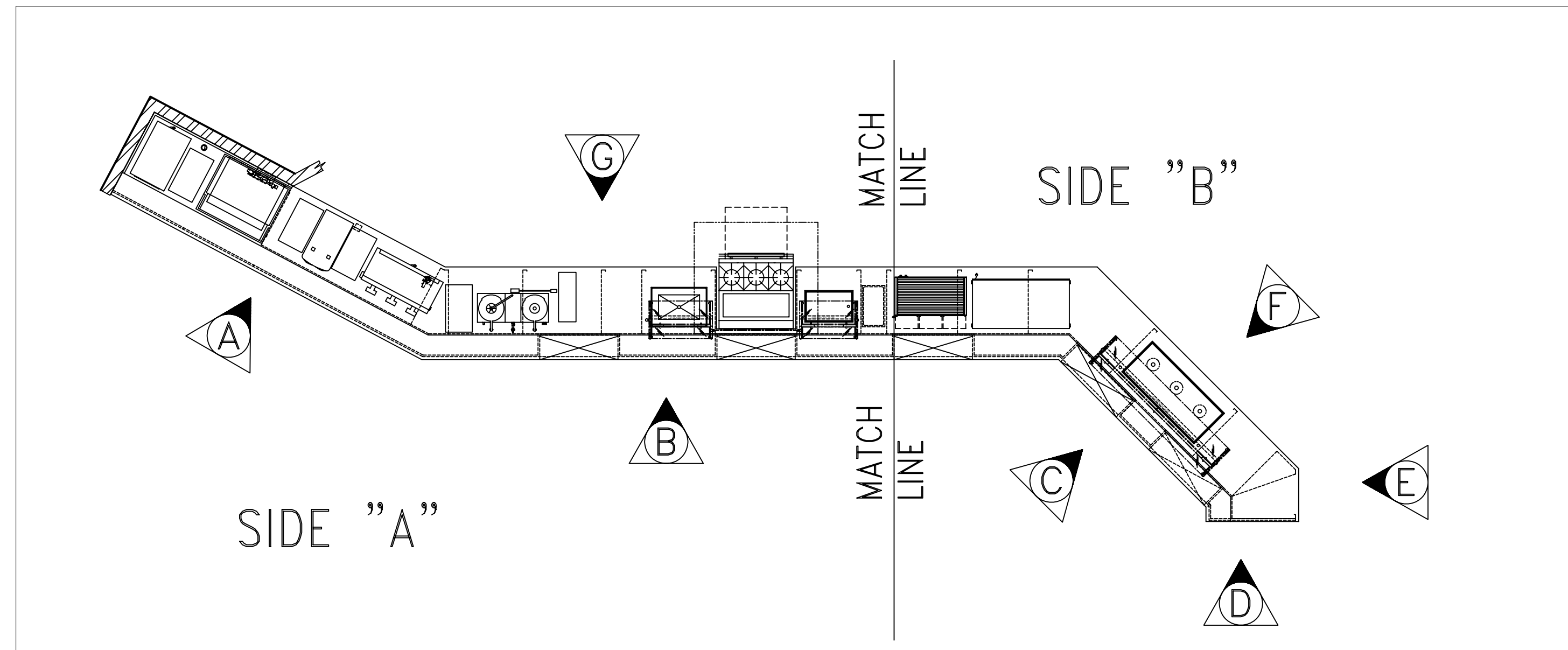
PROJECT: JOLIET JR. COLLEGE
Joliet, IL

CUSTOMER: EDWARD DON
North Riverside, IL

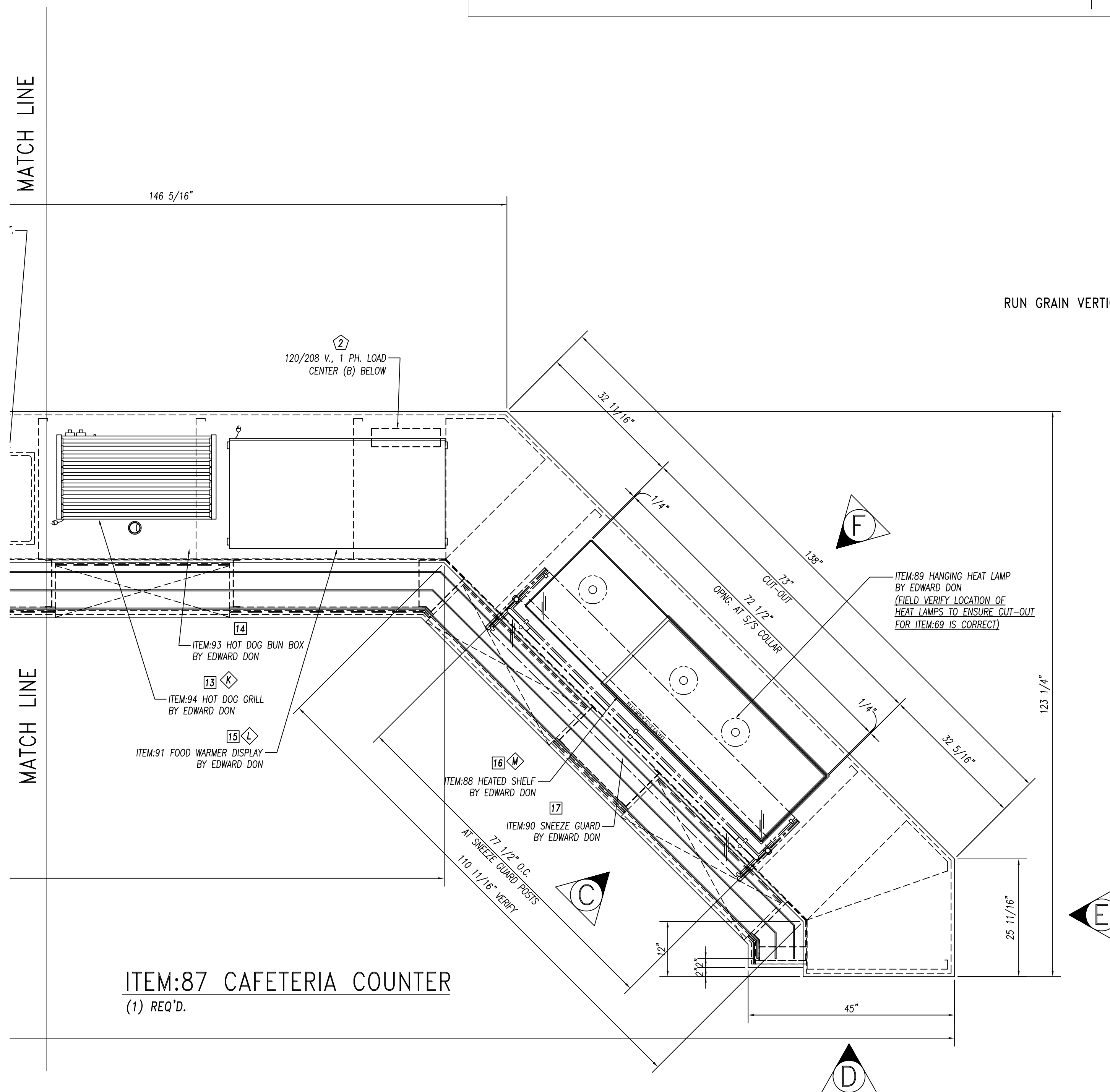
CONSULTANT: Mackesey And Associates LLC
Crystal Lake, IL

PAGE NUMBER: 11 OF 24
JOB NUMBER: 5789

-SEE PLAN VIEW OF SIDE "A" ON SHEET:11
 -SEE ELEVATION "A, B, C, & D" ON SHEET:13
 -SEE ELEVATION "E, F, & G" ON SHEET:14
 -SEE SECTIONS ON SHEETS:15 & 16



GENERAL NOTES		
NO.	DESCRIPTION	MATERIAL
1	TOPS AND SINKS	14 GA. S/S
2	REINFORCEMENT-UNEXPOSED	1 1/2" X 4" X 1 1/2" X 14 GA. GALV. CHANNEL
3	REINFORCEMENT-EXPOSED	1 1/2" X 4" X 1 1/2" X 14 GA. S/S CHANNEL
4	LEGS & CROSSRAILS	1 5/8" DIA. X 16 GA. S/S TUBING
5	REMOV. UNDERSHELVES	16 GA. S/S
6	WALL & OVERSHELVES	16 GA. S/S WITH 14 GA. S/S BRACKETS
7	COUNTER BODY	18 GA. S/S
8	DOOR AND DRAWER FACES	18 GA. S/S DOUBLE PAN CONSTR. SOUND DEADEN WITH STYROFOAM
9	FIXED UNDERSHELVES	16 GA. S/S
10	SOUND DEADENING	FULLY AT UNDERSIDE OF TOPS
11	FASTNERS	CHROME ACORN NUTZ NO EXPOSED FASTNERS



FOODSERVICE EQUIPMENT FINISHES	
SS-1	COUNTERTOP, TRAYSIDE - 2cm THICK STONE - ZODIAC, COLOR: CELESTIAL BLUE
PL-1	COUNTER FRONT - 3/4" PLYWOOD WITH WHITE MELAMINE FINISH ON UNEXPOSED SIDE, & ALL EXPOSED COVERED IN PLASTIC LAMINATE FORMICA, 6208-1X, GLAMOUR CHERRY
TL-1	2" X 2" MOSAIC GLAZED TILE - CERAMIC VOGUE or ROYAL MOSA, FINISH: TRANSPARENZA. MOSAIC COLORS: Albicocca(orange), Giallo(yellow), Lavanda(lavender), Giada(light green), Grigio(medium grey), Ferro(dark grey) - PROVIDE EQUAL AMOUNTS OF 6 COLORS APPLIED IN RANDOM PATTERN
TR-1	TILE TRIM - STAINLESS STEEL EDGE STRIP SCHLUTER SYSTEMS, QUADDEC, OR APPROVED EQUAL

ELECTRICAL REQUIREMENTS		
ID.#	ITEM	ELEC. REQ'MTS.
ITEM:108	BEV. DISPENSER	120 V. 1PH. 9.5 AMPS #5-15R
ITEM:106	MILK DISPENSER	120 V. 1PH. 15 AMPS #5-15R
ITEM:109	BAG-N-BOX	120 V. 1PH. 10 AMPS #5-15R
(2) TOTAL	CONVENIENCE OUTLET	120 V. 20 AMPS #5-20R
ITEM:105	COFFEE URN	120/208 V. 1PH. 28.6 AMPS J-BOX
ITEM:98	COLD PAN	120 V. 1PH. 3 AMPS #5-15R

ELECTRICAL REQUIREMENTS (PANEL-B)		
ID.#	ITEM	ELEC. REQ'MTS.
ITEM:97	REFRIG. BASE	120 V. 1PH. 1.5 AMPS J-BOX
ITEM:96	OPEN BURNERS	120 V. 1PH. 2.0 AMP J-BOX
ITEM:99	SNEEZE GUARD	120 V. 1PH. 8.4 AMPS J-BOX
ITEM:95	HOT FOOD WELL	208 V. 1PH. 12 AMPS J-BOX
ITEM:94	HOT DOG GRILL	120 V. 1PH. 11 AMPS #5-15R
ITEM:91	FOOD WARMER DISPLAY	120/208 V. 1PH. 14.3 AMP #14-20R
ITEM:88	HEATED SHELF	120 V. 1PH. NEMA #5-15R
ITEM:90	SNEEZE GUARD	120 V. 1PH. 8.4 AMPS J-BOX
(2) TOTAL	CONVENIENCE OUTLET	120 V. 20 AMPS #5-20R

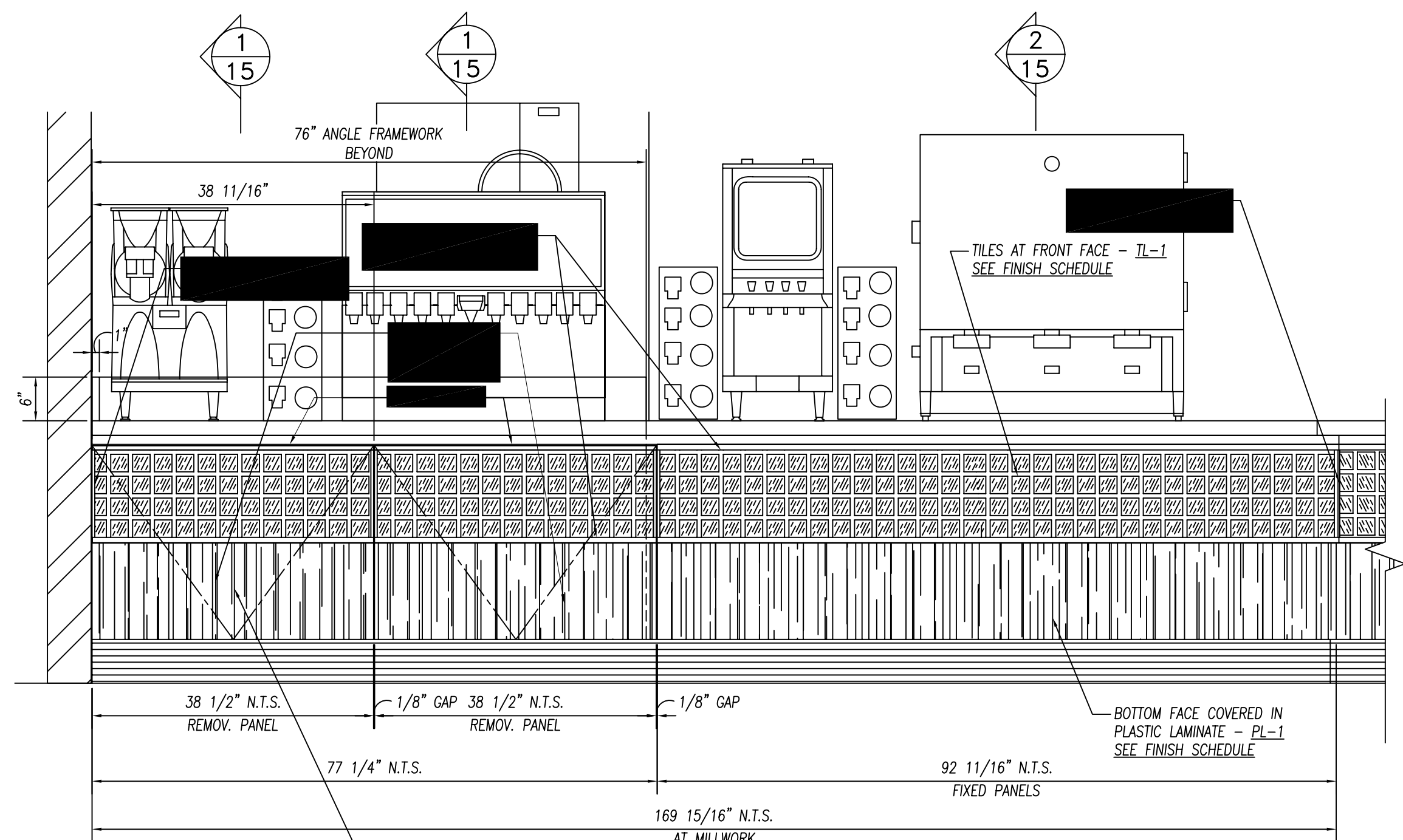
PARTS LIST			
ID.#	QTY.	DESCRIPTION	MFG. & MODEL NUMBER
1	1	LOAD CENTER (A)	TBD
2	1	LOAD CENTER (B)	TBD
3	12	S/S BULLET FEET	COMPONENT HARDWARE #A10-0851

BUYOUT LIST			
ID.#	QTY.	DESCRIPTION	MFG. & MODEL NUMBER
1	1	FROZEN BEV. DISP.	VERIFY MAKE & MODEL
2	1	SODA/ICE DISP.	VERIFY MAKE & MODEL
3	1	ICE MAKER	VERIFY MAKE & MODEL
4	1	BEVERAGE DISP.	VERIFY MAKE & MODEL
5	1	MILK DISP.	VERIFY MAKE & MODEL
6	1	BAG-N-BOX	VERIFY MAKE & MODEL
7	1	COFFEE URN	VERIFY MAKE & MODEL
8	1	COLD PAN	ATLAS METAL #RMX-1
9	1	REFRIG. BASE	JADE #JRLH-02R-T-36
10	1	OPEN BURNERS	JADE #JMSS-03-T-36
11	1	SNEEZE GUARD	PREMIER #FMS2R/FMS1Z
12	1	HOT FOOD WELL	APW #SHFWEZ-10
13	1	HOT DOG GRILL	APW #HR-50
14	1	HOT DOG BUN BOX	APW #BC-50
15	1	FOOD WARMER DISPLAY	MERCO/SAVORY #PDC-4826
16	1	HEATED SHELF	HATCO #GRSB-72-1
17	1	SNEEZE GUARD	PREMIER #FMS2R

These Items ARE NOT PROVIDED BY NATIONWIDE
 ★ Items That Must Be Shipped To Nationwide For Installation

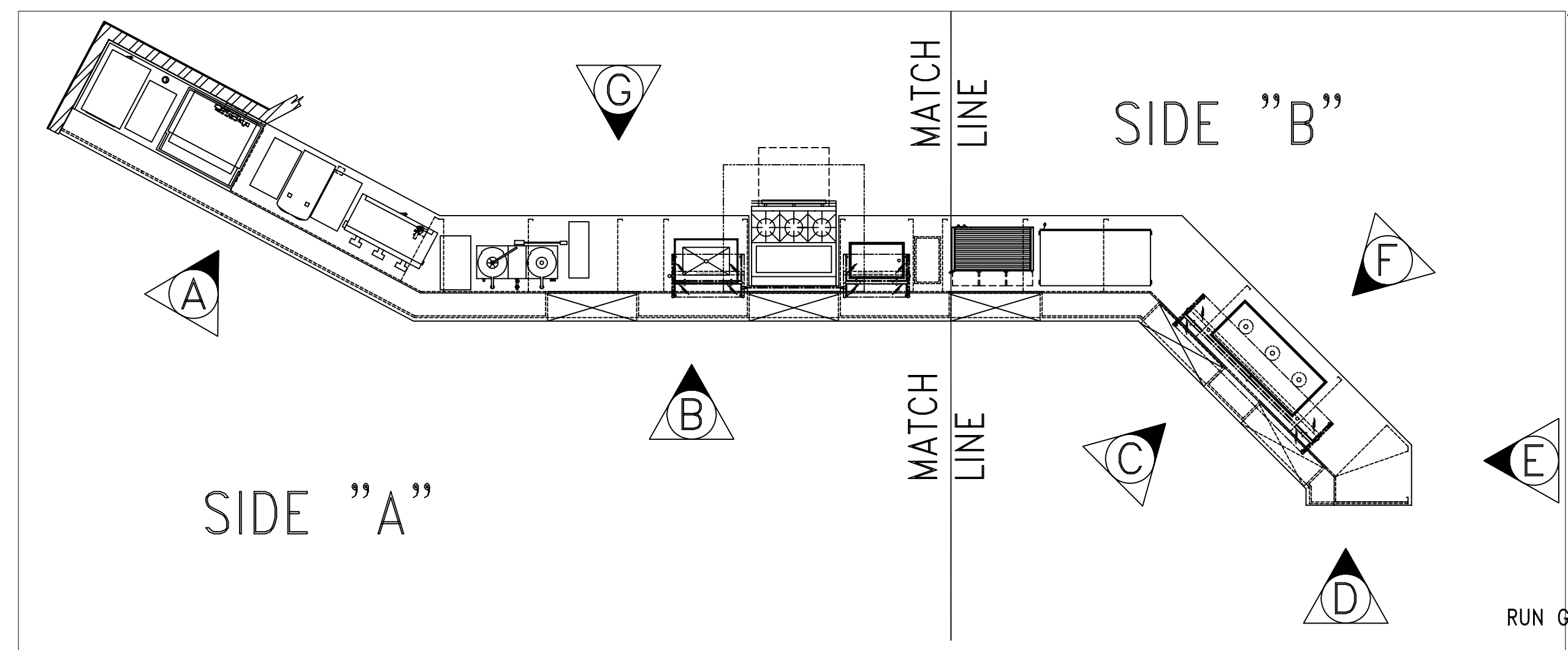
ITEM:87 CAFETERIA COUNTER
 (1) REQ'D.

	10923 LEROY DRIVE NORTHGLENN, CO. 80233	PHONE: (303) 853-0107 FAX: (303) 853-0114	
DATE: 2-22-10 DRAWN BY: CUSHING CHECKED BY:	PROJECT: JOLIET JR. COLLEGE Joliet, IL	CUSTOMER: EDWARD DON North Riverside, IL	PAGE NUMBER 12 OF 24
REVISIONS:	SCALE: AS NOTED ITEMS THIS SHEET:	JOB NUMBER 5789	
CONSULTANT: Mackesey And Associates LLC Crystal Lake, IL	ITEM:87 CAFETERIA COUNTER PLAN VIEW (SIDE B)		



ELEVATION "A"
3/4" = 1'-0"

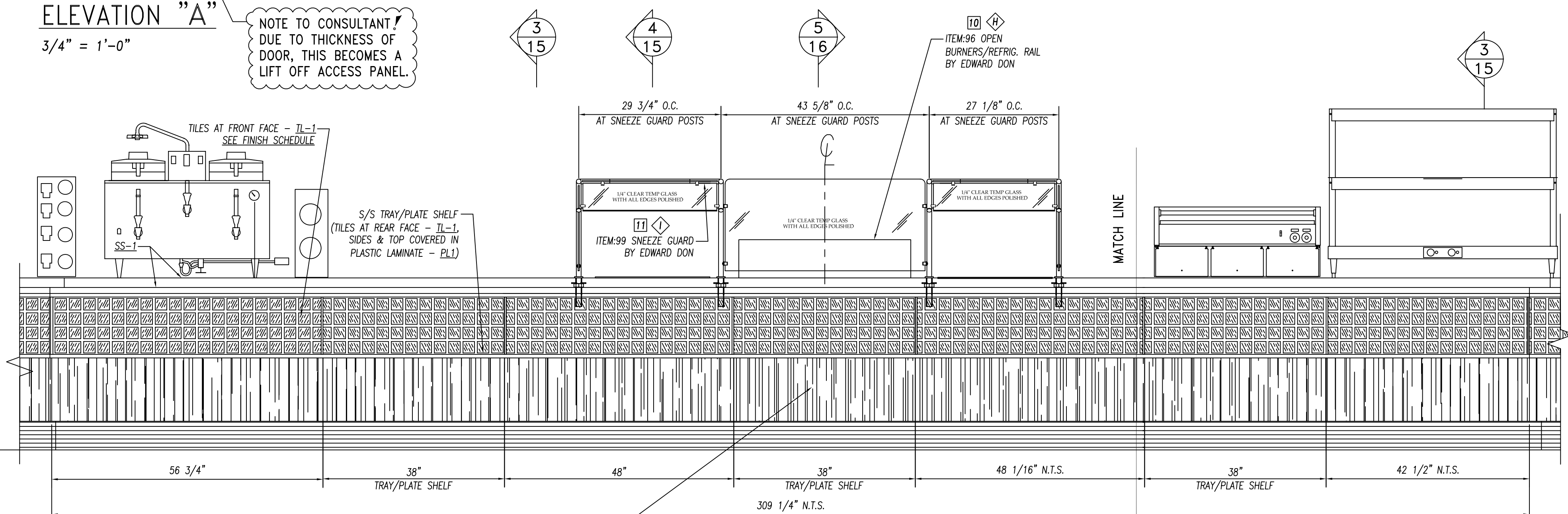
NOTE TO CONSULTANT!
DUE TO THICKNESS OF
DOOR, THIS BECOMES A
LIFT OFF ACCESS PANEL.



SIDE "A"

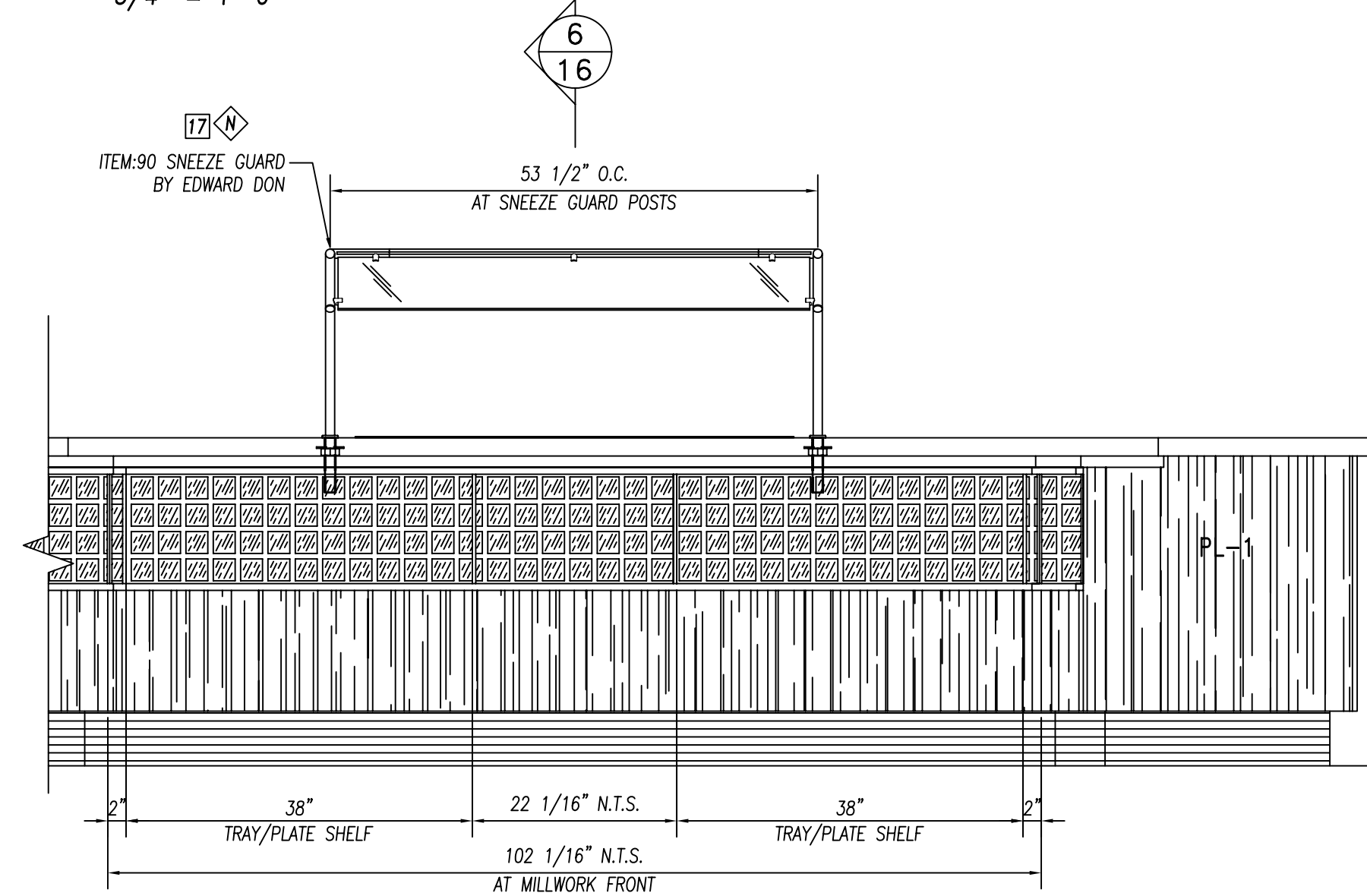
SIDE "B"

RUN GRAIN VERTICALLY

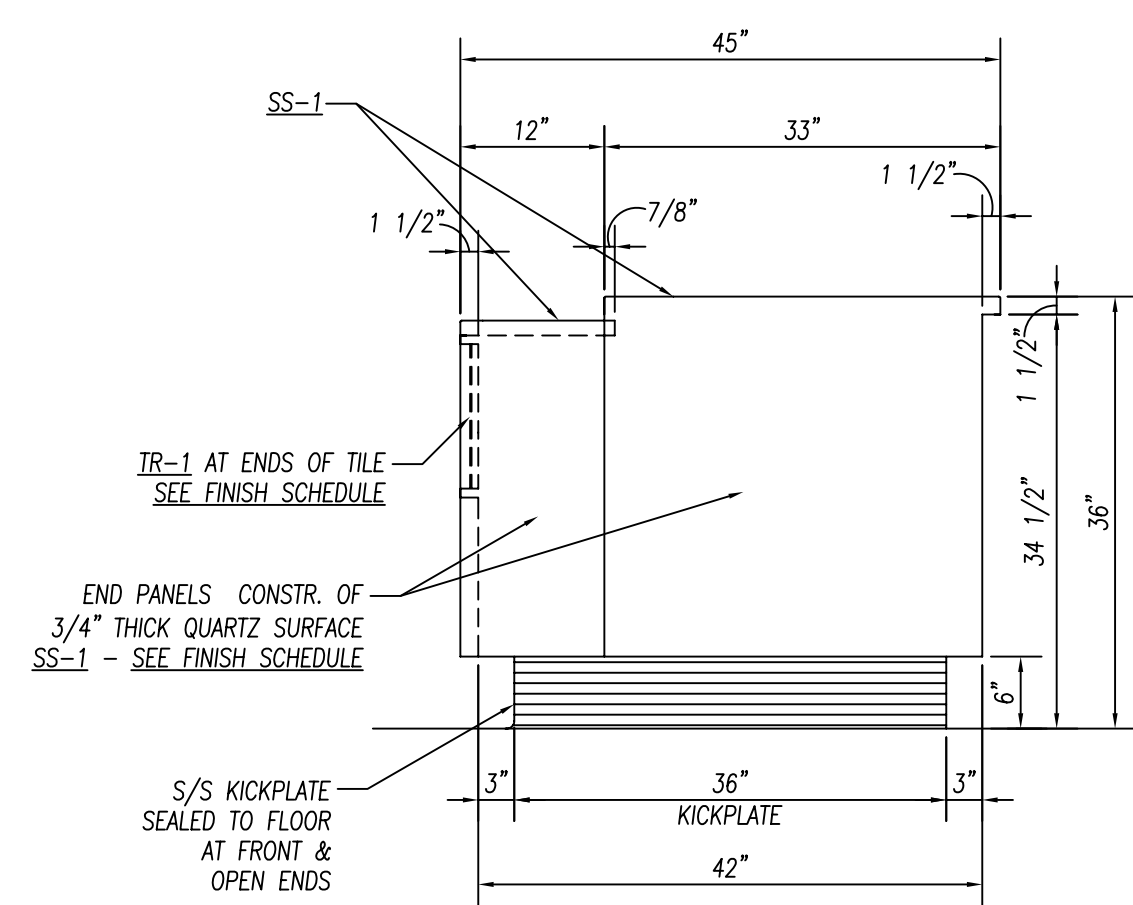


ELEVATION "B"
3/4" = 1'-0"

BOTTOM FACE COVERED IN
PLASTIC LAMINATE - PL-1
SEE FINISH SCHEDULE



ELEVATION "C"
3/4" = 1'-0"



ELEVATION "D"
3/4" = 1'-0"

-SEE PLAN VIEW OF SIDE "A" ON SHEET:11
-SEE PLAN VIEW OF SIDE "B" ON SHEET:12
-SEE ELEVATION "E, F, & G" ON SHEET:14
-SEE SECTIONS ON SHEET:15 & 16

GENERAL NOTES		
NO.	DESCRIPTION	MATERIAL
1	TOPS AND SINKS	14 GA. S/S
2	REINFORCEMENT-UNEXPOSED	1 1/2" X 4" X 1 1/2" X 14 GA. GALV. CHANNEL
3	REINFORCEMENT-EXPOSED	1 1/2" X 4" X 1 1/2" X 14 GA. S/S CHANNEL
4	LEGS & CROSSRAILS	1 5/8" DIA. X 16 GA. S/S TUBING
5	REMOV. UNDERSHELVES	16 GA. S/S
6	WALL & OVERSHELVES	16 GA. S/S WITH 14 GA. S/S BRACKETS
7	COUNTER BODY	18 GA. S/S
8	DOOR AND DRAWER FACES	18 GA. S/S DOUBLE PAN CONSTR. SOUND DEADEN WITH STYROFOAM
9	FIXED UNDERSHELVES	16 GA. S/S
10	SOUND DEADENING	FULLY AT UNDERSIDE OF TOPS
11	FASTNERS	CHROME ACORN NUTZ NO EXPOSED FASTNERS

FOODSERVICE EQUIPMENT FINISHES		
SS-1	COUNTERTOP, TRAYS/SLIDE - 2cm THICK STONE - ZODIAC, COLOR: CELESTIAL BLUE	
PL-1	COUNTER FRONT - 3/4" PLYWOOD WITH WHITE MELAMINE FINISH ON UNEXPOSED SIDE, & ALL EXPOSED COVERED IN PLASTIC LAMINATE FORMICA, 6208-LX, GLAMOUR CHERRY	
TL-1	2" X 2" MOSAIC GLAZED TILE - CERAMIC VOGUE or ROYAL MOSA. FINISH: TRANSPARENZA. MOSAIC COLORS: Albicocco(orange), Giallo(yellow), Lavanda(lavender), Glauco(light green), Cristallo(medium grey), Ferro(dark grey) - PROVIDE EQUAL AMOUNTS OF 6 COLORS APPLIED IN RANDOM PATTERN	
TR-1	TILE TRIM-STAINLESS STEEL EDGE STRIP SCHLUTER SYSTEMS, QUADREC. OR APPROVED EQUAL	

ELECTRICAL REQUIREMENTS (PANEL-A)		
ID.#	ITEM	ELEC. REQ'MTS.
ITEM:108	BEV. DISPENSER	120 V. 1PH. 9.5 AMPS #5-15R
ITEM:106	MILK DISPENSER	120 V. 1PH. 15 AMPS #5-15R
ITEM:109	BAG-N-BOX	120 V. 1PH. 10 AMPS #5-15R
CONVENIENCE	OUTLET	120 V. 20 AMPS #5-20R
ITEM:105	COFFEE URN	120/208 V. 1PH. 28.6 AMPS J-BOX
ITEM:98	COLD PAN	120 V. 1PH. 3 AMPS #5-15R

ELECTRICAL REQUIREMENTS (PANEL-B)		
ID.#	ITEM	ELEC. REQ'MTS.
ITEM:97	REFRIG. BASE	120 V. 1PH. 1.5 AMPS J-BOX
ITEM:96	OPEN BURNERS	120 V. 1PH. 2.0 AMP J-BOX
ITEM:99	SNEEZE GUARD	120 V. 1PH. 8.4 AMPS J-BOX
ITEM:95	HOT FOOD WELL	208 V. 1PH. 12 AMPS J-BOX
ITEM:94	HOT DOG GRILL	120 V. 1PH. 11 AMPS #5-15R
ITEM:91	FOOD WARMER DISPLAY	120/208 V. 1PH. 14.3 AMP #14-20R
ITEM:88	HEATED SHELF	120 V. 1PH. NEMA #5-15R
ITEM:90	SNEEZE GUARD	120 V. 1PH. 8.4 AMPS J-BOX
CONVENIENCE	OUTLET	120 V. 20 AMPS #5-20R

PARTS LIST			
ID.#	QTY.	DESCRIPTION	MFG. & MODEL NUMBER
1	1	LOAD CENTER (A)	TBD
2	1	LOAD CENTER (B)	TBD
3	12	S/S BULLET FEET	COMPONENT HARDWARE #A10-0851

BUYOUT LIST			
ID.#	QTY.	DESCRIPTION	MFG. & MODEL NUMBER
1	1	FROZEN BEV. DISP.	VERIFY MAKE & MODEL
2	1	SODA/ICE DISP.	VERIFY MAKE & MODEL
3	1	ICE MAKER	VERIFY MAKE & MODEL
4	1	BEVERAGE DISP.	VERIFY MAKE & MODEL
5	1	MILK DISP.	VERIFY MAKE & MODEL
6	1	BAG-N-BOX	VERIFY MAKE & MODEL
7	1	COFFEE URN	VERIFY MAKE & MODEL
8	1	COLD PAN	ATLAS METAL #RMX-1
9	1	REFRIG. BASE	JADE #JRLH-02R-T-36
10	1	OPEN BURNERS	JADE #JMSS-03-T-36
11	1	SNEEZE GUARD	PREMIER #FMS2R/FMS1Z
12	1	HOT FOOD WELL	APW #SHFWZ-1D
13	1	HOT DOG GRILL	APW #HR-50
14	1	HOT DOG BUN BOX	APW #BC-50
15	1	FOOD WARMER DISPLAY	MERCO/SAVORY #PDC-4826
16	1	HEATED SHELF	HATCO #GRSB-72-1
17	1	SNEEZE GUARD	PREMIER #FMS2R

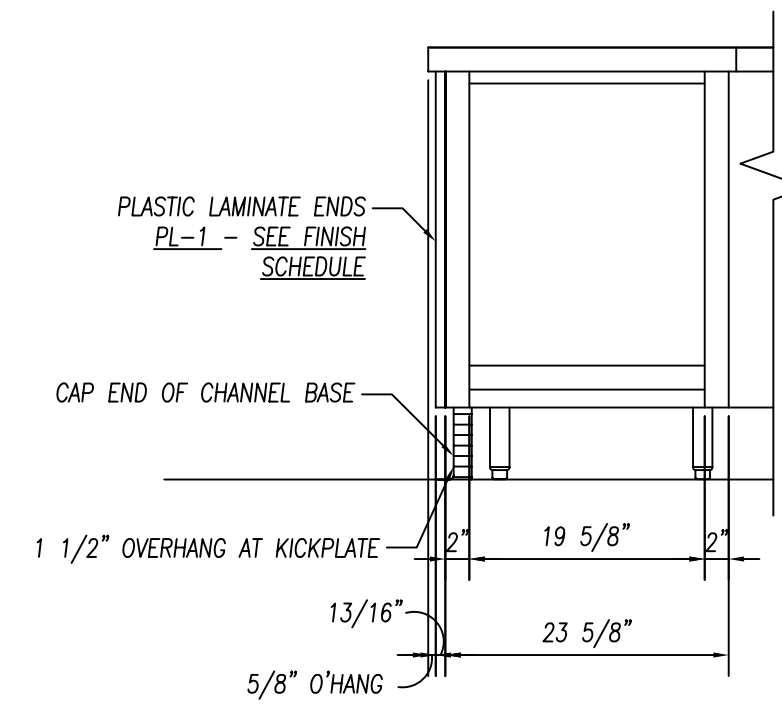
These Items ARE NOT PROVIDED BY NATIONWIDE
★ Items That Must Be Shipped To Nationwide For Installation

		10923 LEROY DRIVE NORTHGLENN, CO. 80233 PHONE: (303) 853-0107 FAX: (303) 853-0114	
	DATE: 2-22-10 DRAWN BY: CUSHING CHECKED BY: SCALE: AS NOTED ITEMS THIS SHEET:	PROJECT: JOLIET JR. COLLEGE Joliet, IL CUSTOMER: EDWARD DON North Riverside, IL ITEM:87 CAFETERIA COUNTER ELEVATIONS "A thru D"	PAGE NUMBER: 13 OF 24 JOB NUMBER: 5789

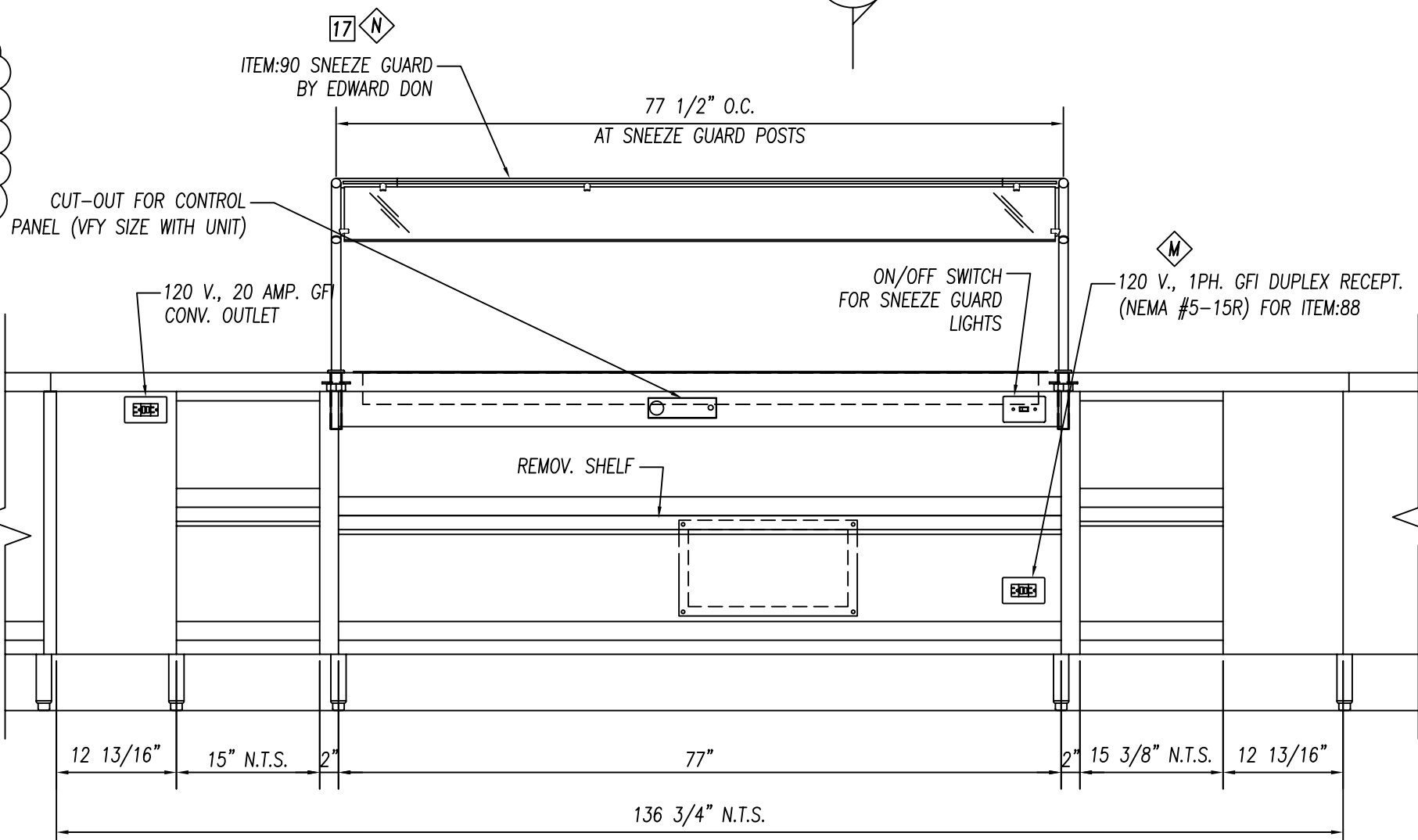
REVISIONS:	

CONSULTANT:
Mackesey And Associates LLC
Crystal Lake, IL

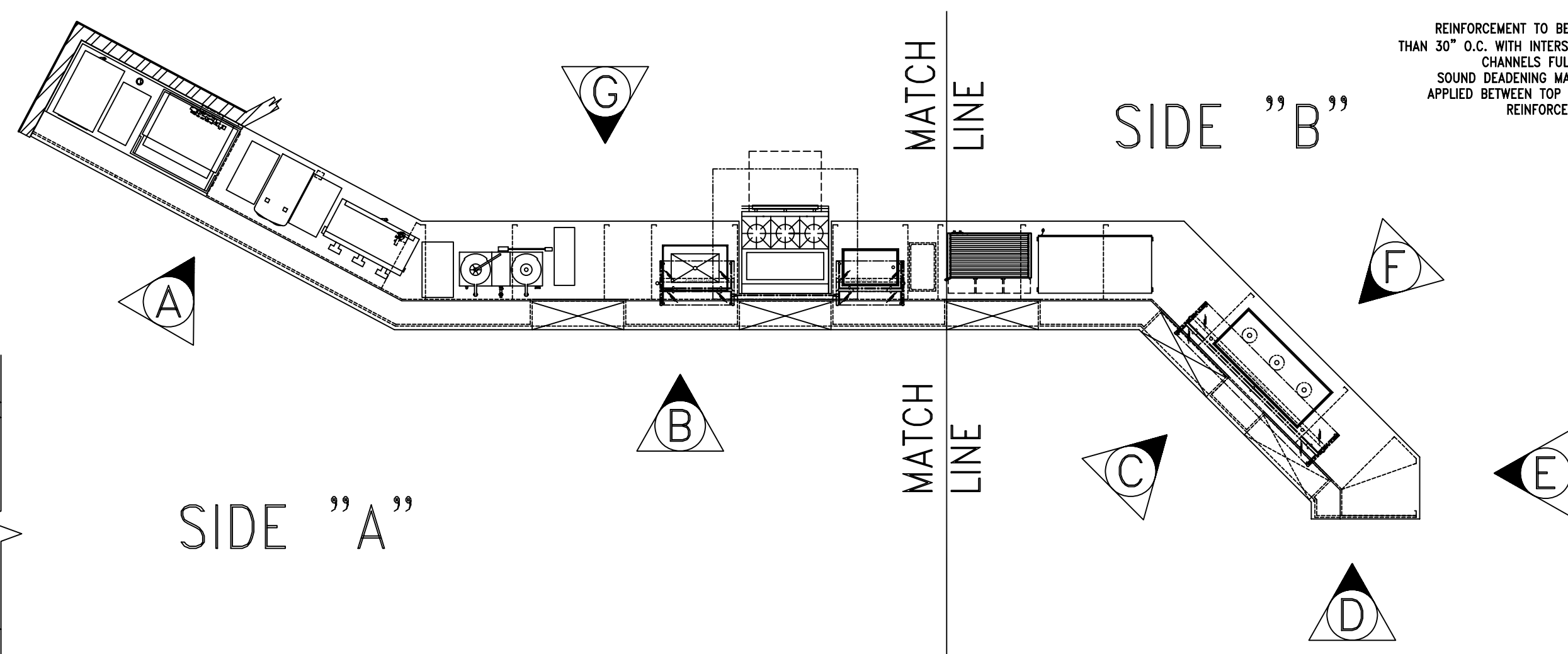
NOTE TO SHOP!
PROVIDE ACCESS
PANELS AS NEEDED



ELEVATION "E"
3/4" = 1'-0"



ELEVATION "F"
3/4" = 1'-0"



-SEE PLAN VIEW OF SIDE "A" ON SHEET:11
-SEE PLAN VIEW OF SIDE "B" ON SHEET:12
-SEE ELEVATION "A, B, C, & D" ON SHEET:13
-SEE SECTIONS ON SHEET:15 & 16

GENERAL NOTES		
NO.	DESCRIPTION	MATERIAL
1	TOPS AND SINKS	14 GA. S/S
2	REINFORCEMENT-UNEXPOSED	1 1/2" X 4" X 1 1/2" X 14 GA. GALV. CHANNEL
3	REINFORCEMENT-EXPOSED	1 1/2" X 4" X 1 1/2" X 14 GA. S/S CHANNEL
4	LEGS & CROSSRAILS	1 5/8" DIA. X 16 GA. S/S TUBING
5	REMOV. UNDERSHELVES	16 GA. S/S
6	WALL & OVERSHELVES	16 GA. S/S WITH 14 GA. S/S BRACKETS
7	COUNTER BODY	18 GA. S/S
8	DOOR AND DRAWER FACES	18 GA. S/S DOUBLE PAN CONSTR. SOUND DEADEN WITH STYROFOAM
9	FIXED UNDERSHELVES	16 GA. S/S
10	SOUND DEADENING	FULLY AT UNDERSIDE OF TOPS
11	FASTNERS	CHROME ACORN NUTZ NO EXPOSED FASTNERS

FOODSERVICE EQUIPMENT FINISHES	
SS-1	COUNTERTOP, TRAYSLIDE - 2cm THICK STONE - ZODIAC, COLOR: CELESTIAL BLUE
PL-1	COUNTER FRONT - 3/4" PLYWOOD WITH WHITE MELAMINE FINISH ON UNEXPOSED SIDE, & ALL EXPOSED COVERED IN PLASTIC LAMINATE FORMICA, 6208-LX, GLAMOUR CHERRY
TL-1	2" X 2" MOSAIC GLAZED TILE - CERAMIC VOGUE or ROYAL MOSA, FINISH: TRANSPARENZIA. MOSAIC COLORS: Adibisco(orange), Gallo(yellow), Lavanda(lavender), Guad(light green), Griego(medium grey), Ferro(dark grey) -PROVIDE EQUAL AMOUNTS OF 6 COLORS APPLIED IN RANDOM PATTERN
TR-1	TILE TRIM-STAINLESS STEEL EDGE STRIP SCHLUTTER SYSTEMS, QUADREC, OR APPROVED EQUAL

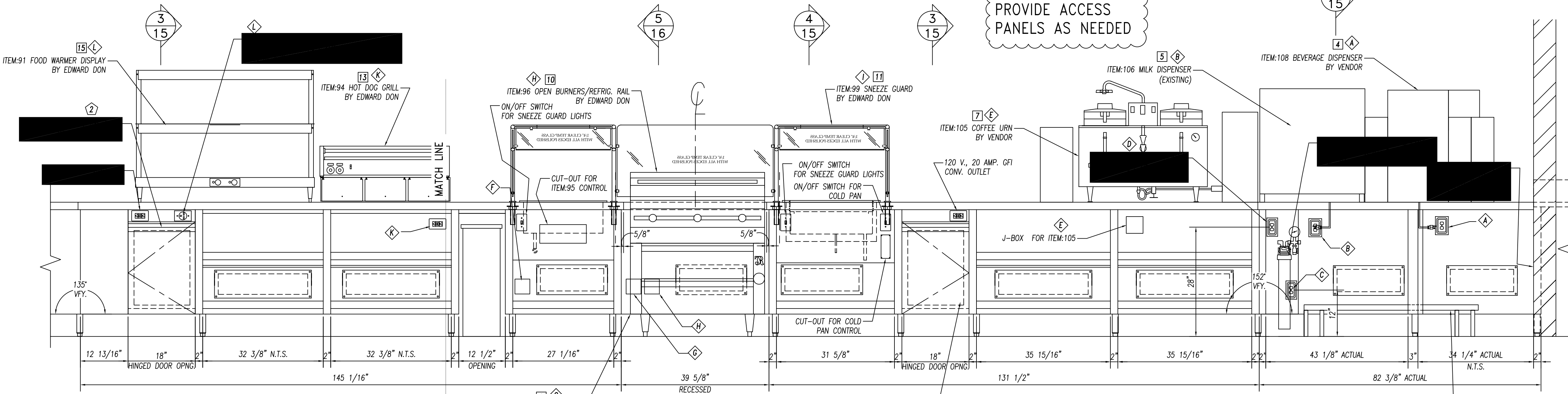
ELECTRICAL REQUIREMENTS		
ID.#	ITEM	ELEC. REQ'MTS.
ITEM:108	BEV. DISPENSER	120 V. 1PH. 9.5 AMPS #(5-15R)
ITEM:106	MILK DISPENSER	120 V. 1PH. 15 AMPS #(5-15R)
ITEM:109	BAG-N-BOX	120 V. 1PH. 10 AMPS #(5-15R)
(2) TOTAL	CONVENIENCE OUTLET	120 V. 20 AMPS #(5-20R)
ITEM:105	COFFEE URN	120/208 V. 1PH. 28.6 AMPS J-BOX
ITEM:98	COLD PAN	120 V. 1PH. 3 AMPS #(5-15R)

ELECTRICAL REQUIREMENTS (PANEL-B)		
ID.#	ITEM	ELEC. REQ'MTS.
ITEM:97	REFRIG. BASE	120 V. 1PH. 1.5 AMPS J-BOX
ITEM:96	OPEN BURNERS	120 V. 1PH. 2.0 AMP J-BOX
ITEM:99	SNEEZE GUARD	120 V. 1PH. 8.4 AMPS J-BOX
ITEM:95	HOT FOOD WELL	208 V. 1PH. 12 AMPS J-BOX
ITEM:94	HOT DOG GRILL	120 V. 1PH. 11 AMPS #(5-15R)
ITEM:91	FOOD WARMER DISPLAY	120/208 V. 1PH. 14.3 AMP #(14-20R)
ITEM:88	HEATED SHELF	120 V. 1PH. NEMA #(5-15R)
ITEM:90	SNEEZE GUARD	120 V. 1PH. 8.4 AMPS J-BOX
(2) TOTAL	CONVENIENCE OUTLET	120 V. 20 AMPS #(5-20R)

PARTS LIST			
ID.#	QTY.	DESCRIPTION	MFG. & MODEL NUMBER
1	1	LOAD CENTER (A)	TBD
2	1	LOAD CENTER (B)	TBD
3	12	S/S BULLET FEET	COMPONENT HARDWARE #A10-0851

BUYOUT LIST			
ID.#	QTY.	DESCRIPTION	MFG. & MODEL NUMBER
1	1	FROZEN BEV. DISP.	VERIFY MAKE & MODEL
2	1	SODA/ICE DISP.	VERIFY MAKE & MODEL
3	1	ICE MAKER	VERIFY MAKE & MODEL
4	1	BEVERAGE DISP.	VERIFY MAKE & MODEL
5	1	MILK DISP.	VERIFY MAKE & MODEL
6	1	BAG-N-BOX	VERIFY MAKE & MODEL
7	1	COFFEE URN	VERIFY MAKE & MODEL
8	1	COLD PAN	ATLAS METAL #RMX-1
9	1	REFRIG. BASE	JADE #JRLH-02R-T-36
10	1	OPEN BURNERS	JADE #JMSS-03-T-36
11	1	SNEEZE GUARD	PREMIER #FMS2R/FMS1Z
12	1	HOT FOOD WELL	APW #SHFWEZ-10
13	1	HOT DOG GRILL	APW #HR-50
14	1	HOT DOG BUN BOX	APW #BC-50
15	1	FOOD WARMER DISPLAY	MERCO/SAVORY #PDC-4826
16	1	HEATED SHELF	HATCO #GRSB-72-I
17	1	SNEEZE GUARD	PREMIER #FMS2R

These Items ARE NOT PROVIDED BY NATIONWIDE
★ Items That Must Be Shipped To Nationwide For Installation

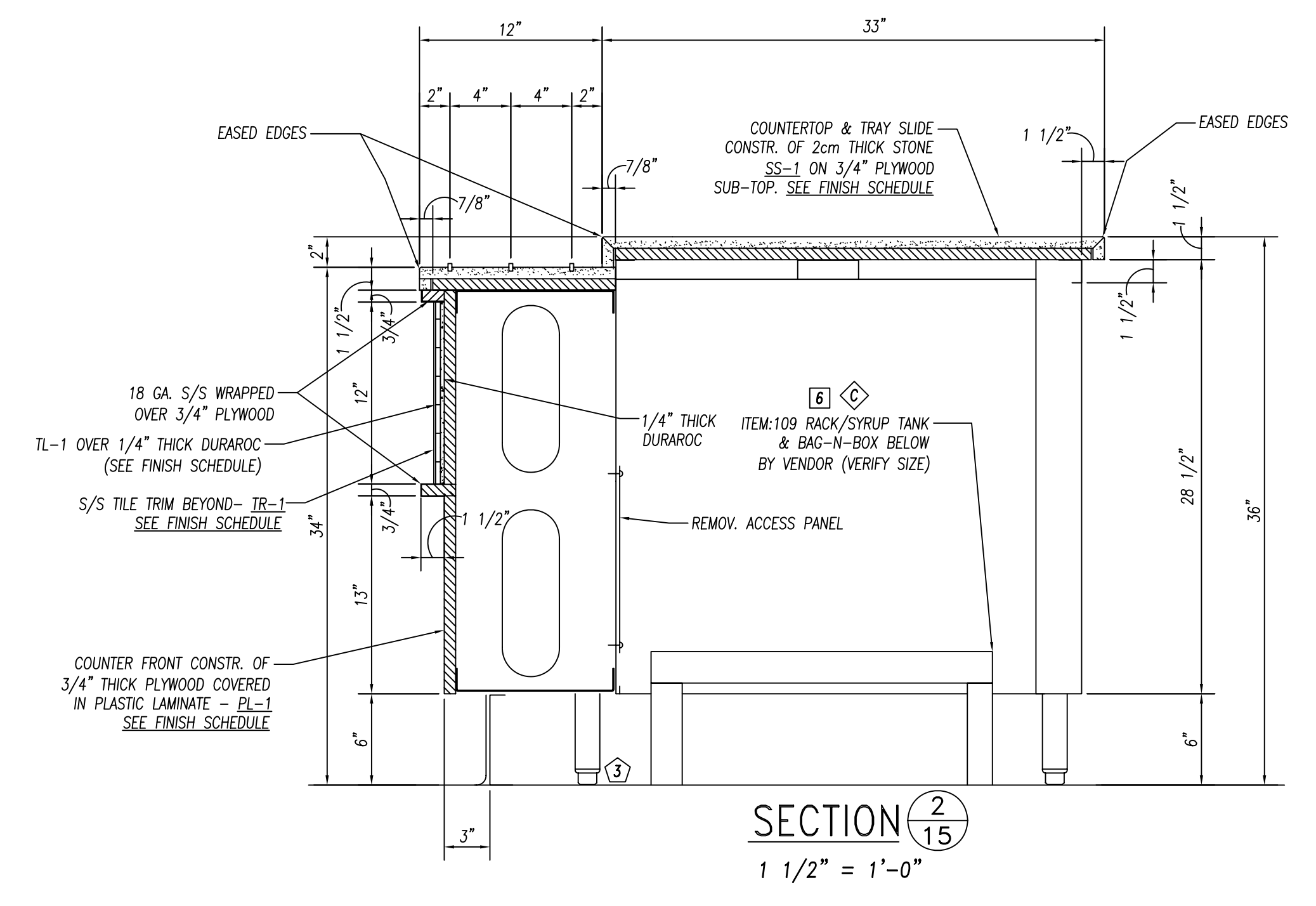
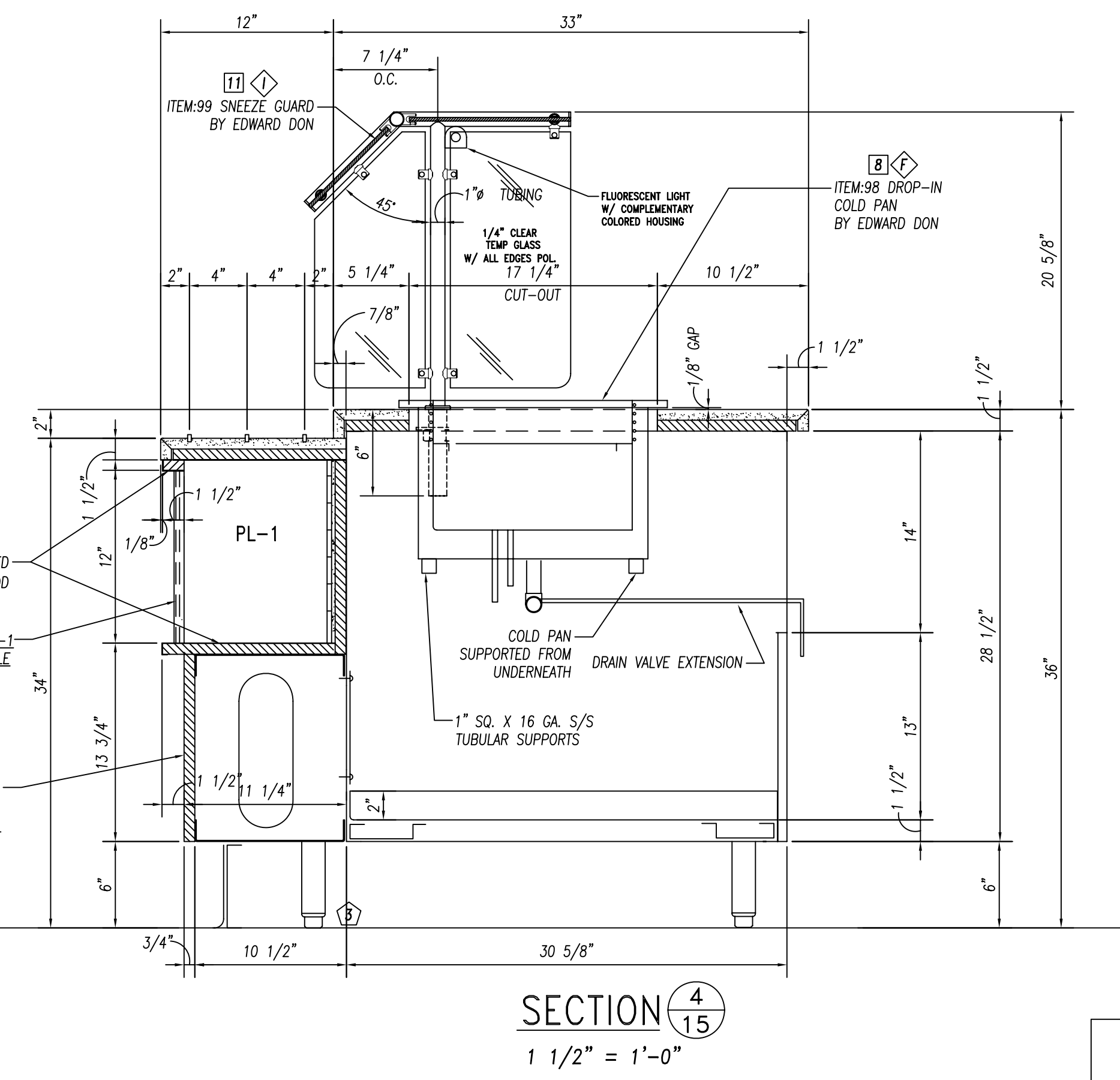
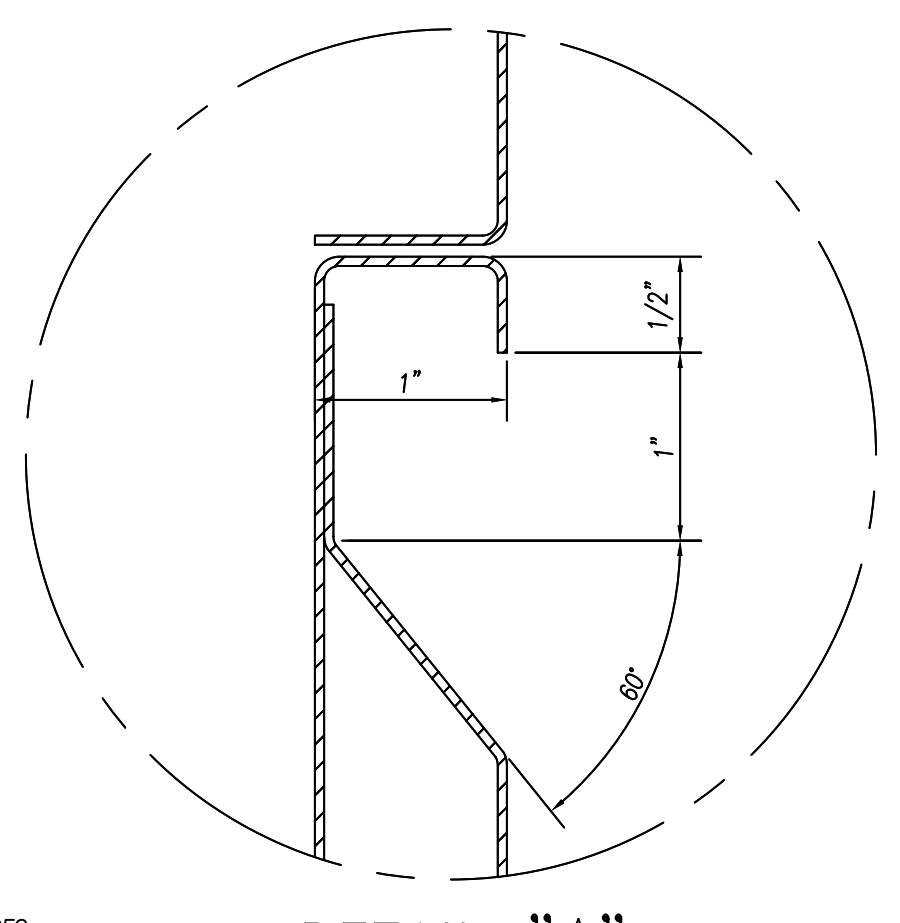
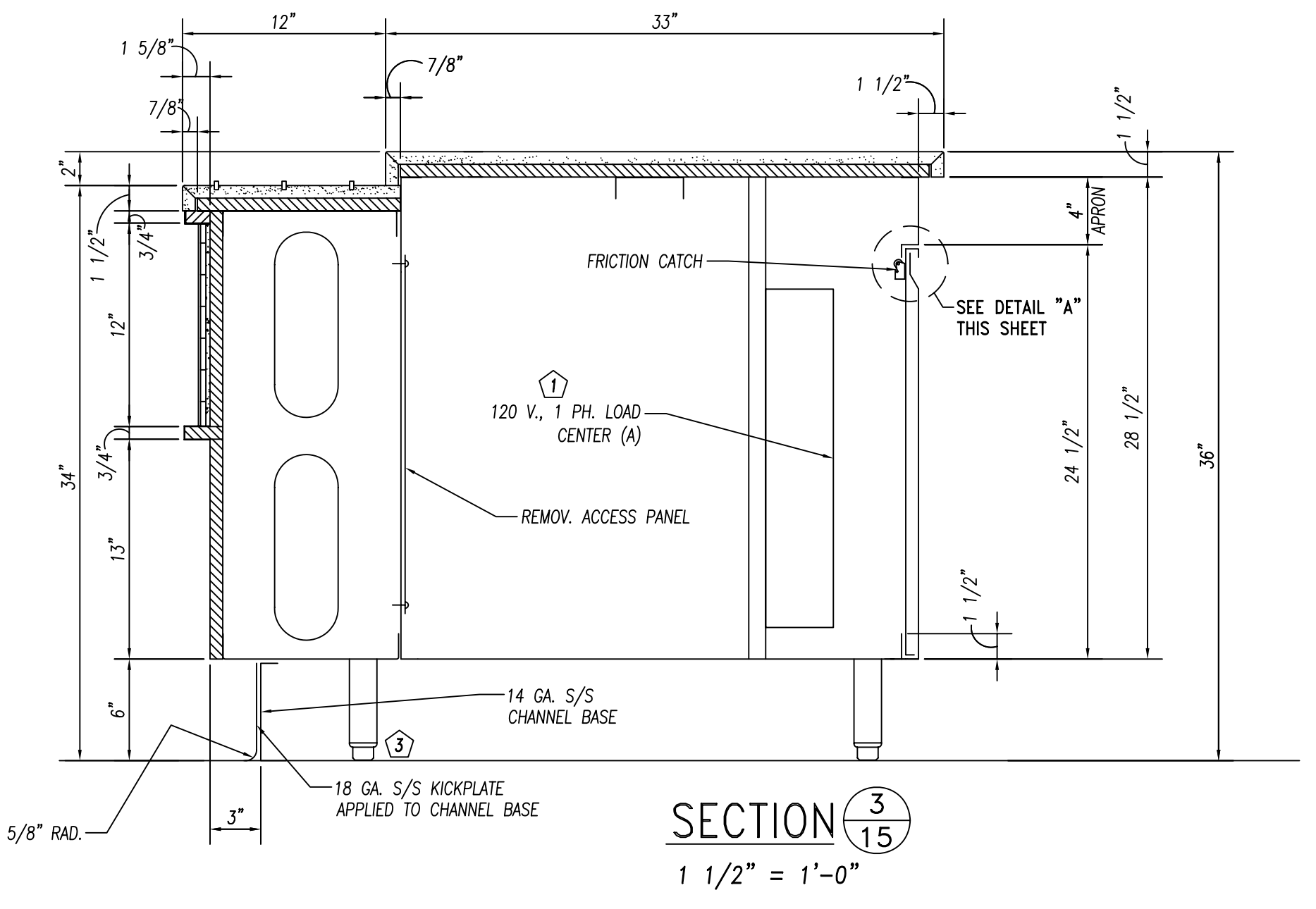
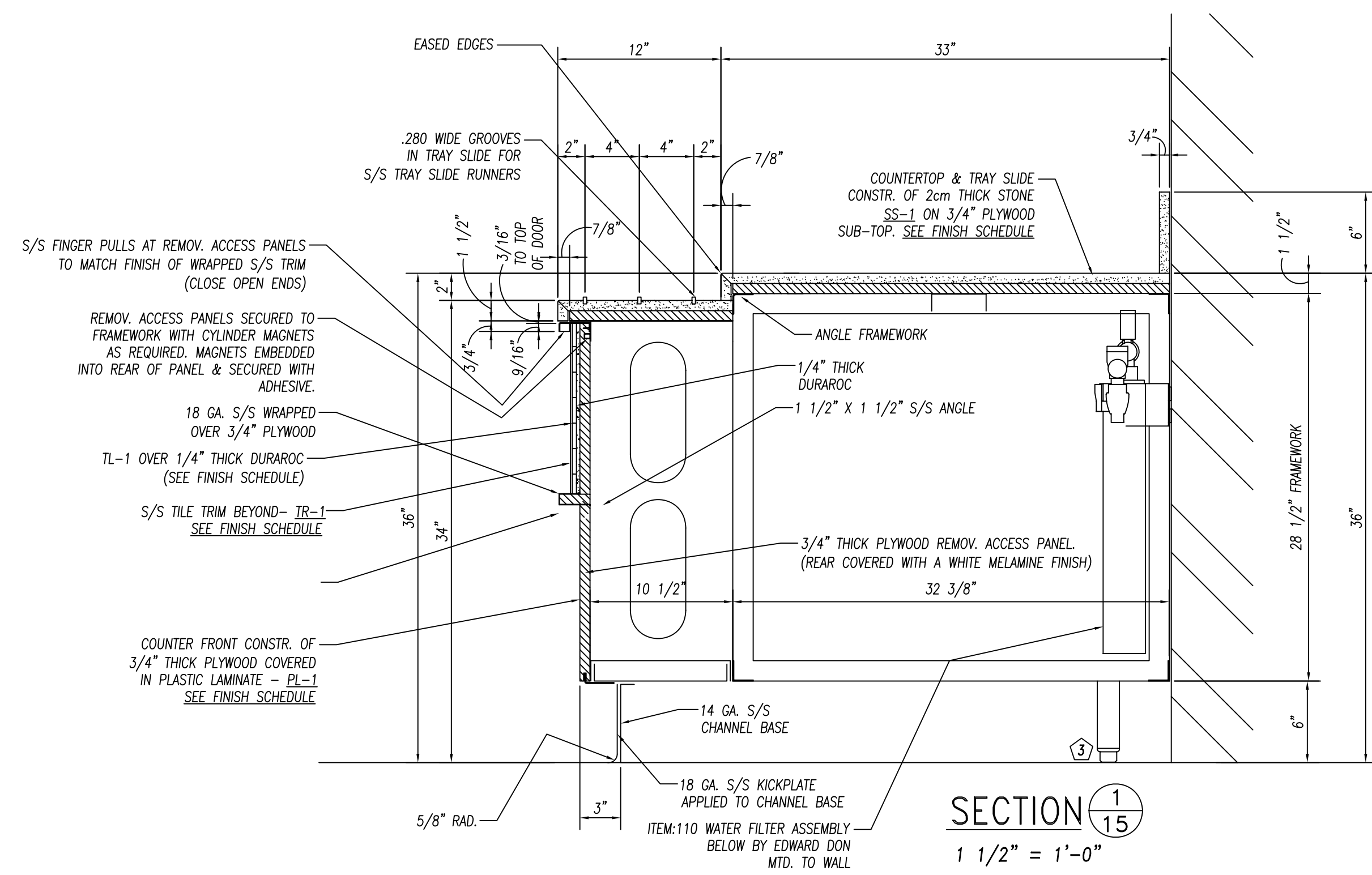


ELEVATION "G"
3/4" = 1'-0"

		10923 LEROY DRIVE NORTHGLENN, CO. 80233 PHONE: (303) 853-0107 FAX: (303) 853-0114	
	DATE: 2-22-10 DRAWN BY: CUSHING CHECKED BY: SCALE: AS NOTED ITEMS THIS SHEET:	PROJECT: JOLIET JR. COLLEGE Joliet, IL CUSTOMER: EDWARD DON North Riverside, IL ITEM:87 CAFETERIA COUNTER ELEVATIONS "E thru G"	

REVISIONS:	

CONSULTANT:
Mackesey And Associates LLC
Crystal Lake, IL



GENERAL NOTES		
NO.	DESCRIPTION	MATERIAL
1	TOPS AND SINKS	14 GA. S/S
2	REINFORCEMENT-UNEXPOSED	1 1/2" X 4" X 1 1/2" X 14 GA. GALV. CHANNEL
3	REINFORCEMENT-EXPOSED	1 1/2" X 4" X 1 1/2" X 14 GA. S/S CHANNEL
4	LEGS & CROSSRAILS	1 5/8" DIA. X 16 GA. S/S TUBING
5	REMOV. UNDERSHELVES	16 GA. S/S
6	WALL & OVERSHELVES	16 GA. S/S WITH 14 GA. S/S BRACKETS
7	COUNTER BODY	18 GA. S/S
8	DOOR AND DRAWER FACES	18 GA. S/S DOUBLE PAN CONSTR. SOUND DEADENING MASTIC TO BE APPLIED BETWEEN TOP & CHANNEL REINFORCEMENT ONLY.
9	FIXED UNDERSHELVES	16 GA. S/S
10	SOUND DEADENING	FULLY AT UNDERSIDE OF TOPS
11	FASTNERS	CHROME ACORN NUTZ NO EXPOSED FASTNERS

FOODSERVICE EQUIPMENT FINISHES		
SS-1	COUNTERTOP, TRAYSIDE - 2cm THICK STONE - ZODIAC, COLOR: CELESTIAL BLUE	
PL-1	COUNTER FRONT - 3/4" PLYWOOD WITH WHITE MELAMINE FINISH ON UNEXPOSED SIDE, & ALL EXPOSED COVERED IN PLASTIC LAMINATE FORMICA, 6208-LX, GLAMOUR CHERRY	
TL-1	2" X 2" MOSAIC GLAZED TILE - CERAMIC VOGUE or ROYAL MOSA, FINISH: TRANSPARENZIA. MOSAIC COLORS: Albicocca(orange), Giallo(yellow), Lavanda(lavender), Glada(light green), Grigio(medium grey), Ferro(dark grey) - PROVIDE EQUAL AMOUNTS OF 6 COLORS APPLIED IN RANDOM PATTERN	
TR-1	TILE TRIM-STAINLESS STEEL EDGE STRIP SCHLUTER SYSTEMS, QUADREC, OR APPROVED EQUAL	

ELECTRICAL REQUIREMENTS (PANEL-A)		
ID.#	ITEM	ELEC. REQ'MTS.
1	ITEM:108 BEV. DISPENSER	120 V. 1PH. 9.5 AMPS #(5-15R)
2	ITEM:106 MILK DISPENSER	120 V. 1PH. 15 AMPS #(5-15R)
3	ITEM:109 BAG-N-BOX	120 V. 1PH. 10 AMPS #(5-15R)
4	CONVENIENCE OUTLET	120 V. 20 AMPS #(5-20R)
5	ITEM:105 COFFEE URN	120/208 V. 1PH. 28.6 AMPS J-BOX
6	ITEM:98 COLD PAN	120 V. 1PH. 3 AMPS #(5-15R)

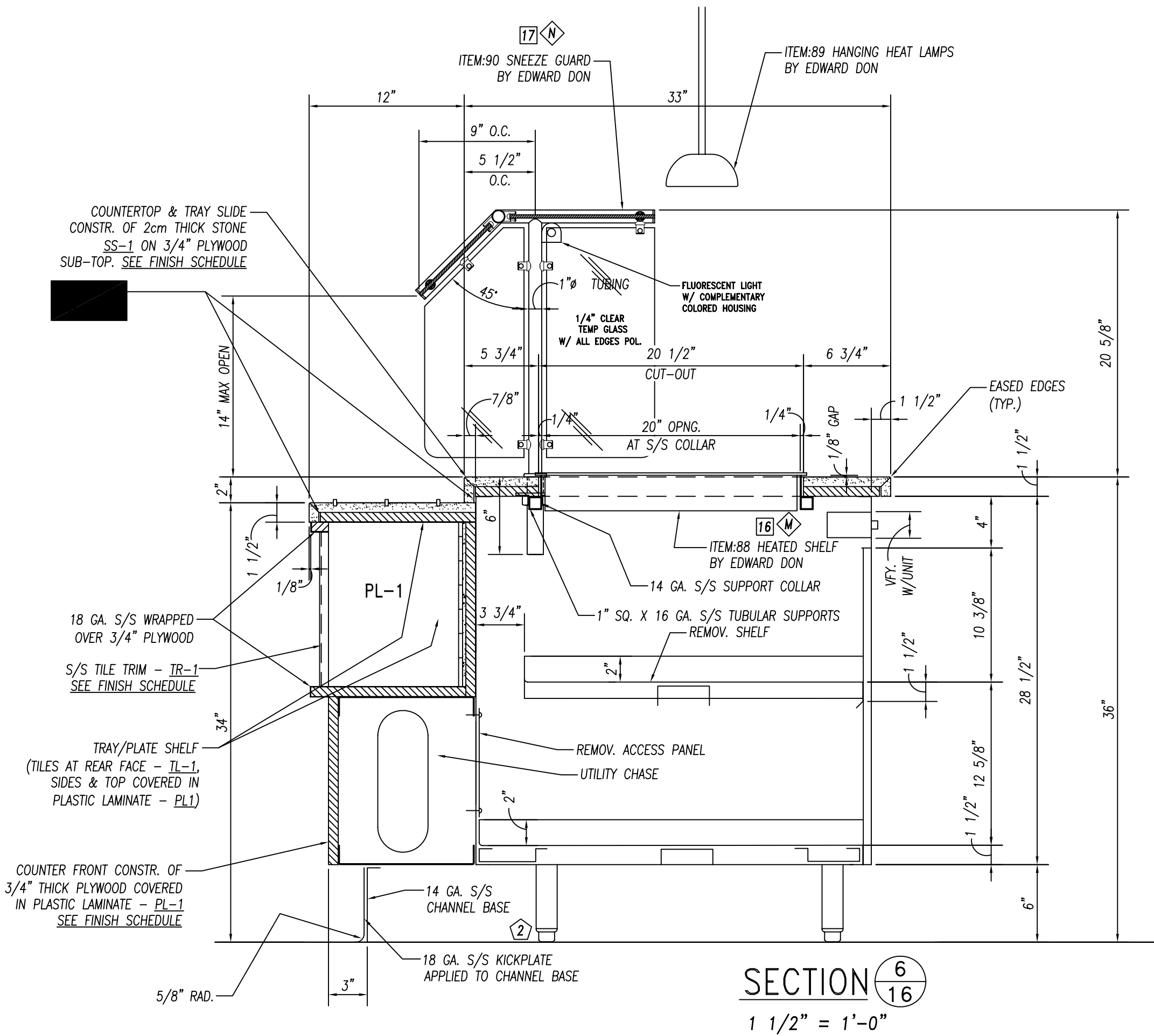
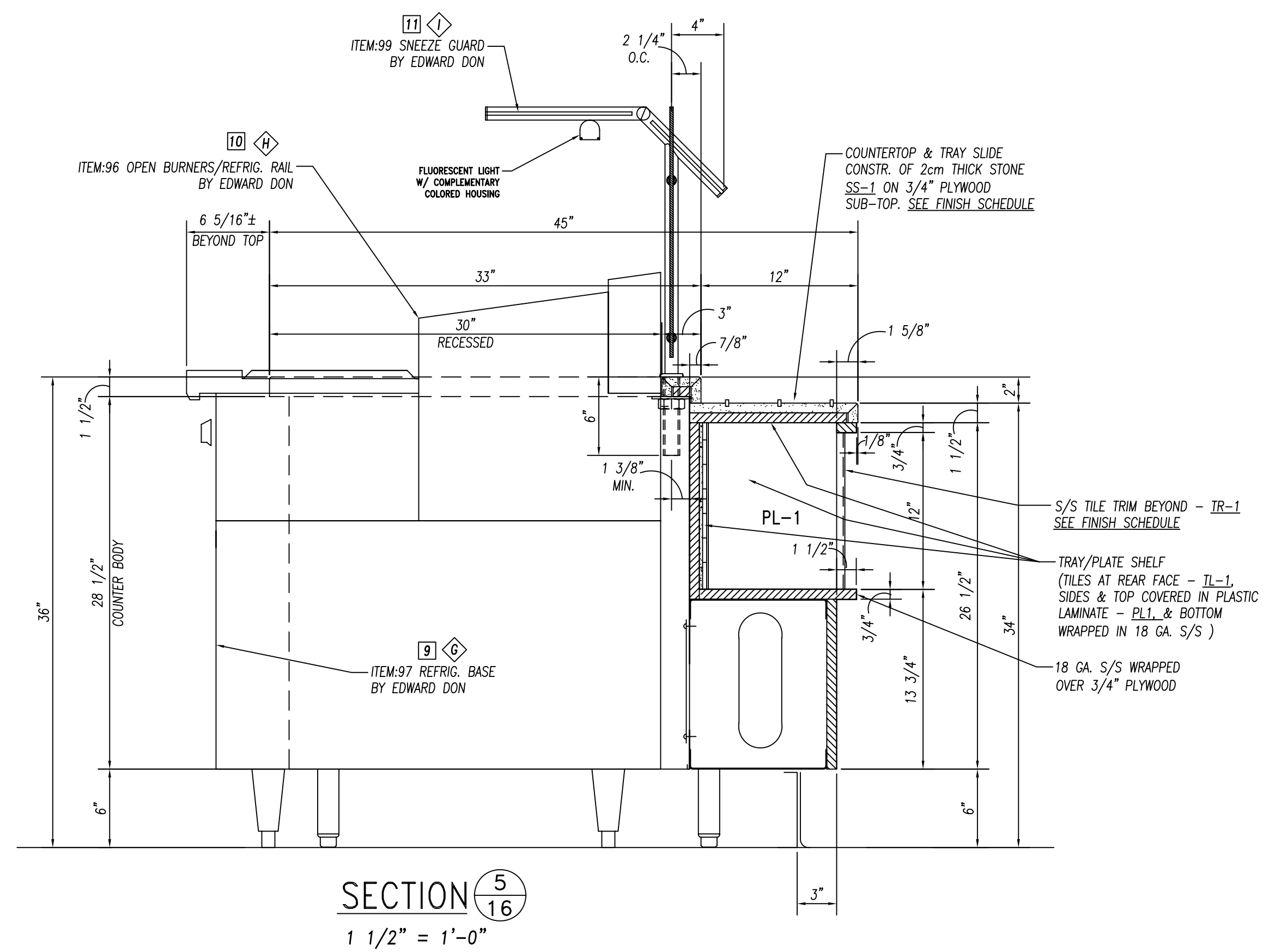
ELECTRICAL REQUIREMENTS (PANEL-B)		
ID.#	ITEM	ELEC. REQ'MTS.
7	ITEM:97 REFRIG. BASE	120 V. 1PH. 1.5 AMPS J-BOX
8	ITEM:96 OPEN BURNERS	120 V. 1PH. 2.0 AMP J-BOX
9	ITEM:99 SNEEZE GUARD	120 V. 1PH. 8.4 AMPS J-BOX
10	ITEM:95 HOT FOOD WELL	208 V. 1PH. 12 AMPS J-BOX
11	ITEM:94 HOT DOG GRILL	120 V. 1PH. 11 AMPS #(5-15R)
12	ITEM:91 FOOD WARMER DISPLAY	120/208 V. 1PH. 14.3 AMP #(14-20R)
13	ITEM:88 HEATED SHELF	120 V. 1PH. NEMA #(5-15R)
14	ITEM:88 SNEEZE GUARD	120 V. 1PH. 8.4 AMPS J-BOX
15	CONVENIENCE OUTLET	120 V. 20 AMPS #(5-20R)

PARTS LIST			
ID.#	QTY.	DESCRIPTION	MFG. & MODEL NUMBER
1	1	LOAD CENTER (A)	TBD
2	1	LOAD CENTER (B)	TBD
3	12	S/S BULLET FEET	COMPONENT HARDWARE #A10-0851

BUYOUT LIST			
ID.#	QTY.	DESCRIPTION	MFG. & MODEL NUMBER
1	1	FROZEN BEV. DISP.	VERIFY MAKE & MODEL
2	1	SODA/ICE DISP.	VERIFY MAKE & MODEL
3	1	ICE MAKER	VERIFY MAKE & MODEL
4	1	BEVERAGE DISP.	VERIFY MAKE & MODEL
5	1	MILK DISP.	VERIFY MAKE & MODEL
6	1	BAG-N-BOX	VERIFY MAKE & MODEL
7	1	COFFEE URN	VERIFY MAKE & MODEL
8	1	COLD PAN	ATLAS METAL #RMX-1
9	1	REFRIG. BASE	JADE #JRLH-02R-T-36
10	1	OPEN BURNERS	JADE #JMSS-03-T-36
11	1	SNEEZE GUARD	PREMIER #FMS2R/FMS1Z
12	1	HOT FOOD WELL	APW #SHFWZ-10
13	1	HOT DOG GRILL	APW #HR-50
14	1	HOT DOG BUN BOX	APW #BC-50
15	1	FOOD WARMER DISPLAY	MERCO/SAVORY #PDC-4826
16	1	HEATED SHELF	HATCO #GRSB-72-1
17	1	SNEEZE GUARD	PREMIER #FMS2R

These Items ARE NOT PROVIDED BY NATIONWIDE
 ★ Items That Must Be Shipped To Nationwide For Installation

		10923 LEROY DRIVE NORTHGLENN, CO. 80233 PHONE: (303) 853-0107 FAX: (303) 853-0114	
	PROJECT: JOLIET JR. COLLEGE Joliet, IL		
DATE: 2-22-10	DRAWN BY: CUSHING	SCALE: AS NOTED	PAGE NUMBER: 15 OF 24
REVISIONS:	CHECKED BY:	CONSULTANT: Mackesey And Associates LLC Crystal Lake, IL	JOB NUMBER: 5789
ITEM:87 CAFETERIA COUNTER SECTIONS "1 thru 4"			



GENERAL NOTES		
NO.	DESCRIPTION	MATERIAL
1	TOPS AND SINKS	14 GA. S/S
2	REINFORCEMENT-UNEXPOSED	1 1/2" X 4" X 1 1/2" X 14 GA. GALV. CHANNEL
3	REINFORCEMENT-EXPOSED	1 1/2" X 4" X 1 1/2" X 14 GA. S/S CHANNEL
4	LEGS & CROSSRAILS	1 5/8" DIA. X 16 GA. S/S TUBING
5	REMOV. UNDERSHELVES	16 GA. S/S
6	WALL & OVERSHELVES	16 GA. S/S WITH 14 GA. S/S BRACKETS
7	COUNTER BODY	18 GA. S/S
8	DOOR AND DRAWER FACES	18 GA. S/S DOUBLE PAN CONSTR. SOUND DEADEN WITH STYROFOAM
9	FIXED UNDERSHELVES	16 GA. S/S
10	SOUND DEADENING	FULLY AT UNDERSIDE OF TOPS
11	FASTNERS	CHROME ACORN NUTS NO EXPOSED FASTNERS

FOODSERVICE EQUIPMENT FINISHES		
SS-1	COUNTERTOP, TRAYSIDE - 2cm THICK STONE - ZODIAC, COLOR: CELESTIAL BLUE	
PL-1	COUNTER FRONT - 3/4" PLYWOOD WITH WHITE MELAMINE FINISH ON UNEXPOSED SIDE, & ALL EXPOSED COVERED IN PLASTIC LAMINATE FORMICA, 6208-LX, GLAMOUR CHERRY	
TL-1	2" X 2" MOSAIC GLAZED TILE - CERAMIC VOGUE or ROYAL MOSA, FINISH: TRANSPARENZIA. MOSAIC COLORS: Albicocca(orange), Giallo(yellow), Lavanda(lavender), Glada(light green), Grigio(medium grey), Ferro(dark grey) - PROVIDE EQUAL AMOUNTS OF 6 COLORS APPLIED IN BANDING PATTERN	
TR-1	TILE TRIM-STAINLESS STEEL EDGE STRIP SCHLUTER SYSTEMS, QUADBC, OR APPROVED EQUAL	

RUN GRAIN VERTICALLY

ELECTRICAL REQUIREMENTS (PANEL-A)		
ID.#	ITEM	ELEC. REQ'MTS.
10	ITEM:108 BEV. DISPENSER	120 V. 1PH. 9.5 AMPS #(5-15R)
11	ITEM:106 MILK DISPENSER	120 V. 1PH. 15 AMPS #(5-15R)
12	ITEM:109 BAG-N-BOX	120 V. 1PH. 10 AMPS #(5-15R)
13	CONVENIENCE OUTLET	120 V. 20 AMPS #(5-20R)
14	ITEM:105 COFFEE URN	120/208 V. 1PH. 28.6 AMPS J-BOX
15	ITEM:98 COLD PAN	120 V. 1PH. 3 AMPS #(5-15R)

ELECTRICAL REQUIREMENTS (PANEL-B)		
ID.#	ITEM	ELEC. REQ'MTS.
16	ITEM:97 REFRIG. BASE	120 V. 1PH. 1.5 AMPS J-BOX
17	ITEM:96 OPEN BURNERS	120 V. 1PH. 2.0 AMP J-BOX
18	ITEM:99 SNEEZE GUARD	120 V. 1PH. 8.4 AMPS J-BOX
19	ITEM:95 HOT FOOD WELL	208 V. 1PH. 12 AMPS J-BOX
20	ITEM:94 HOT DOG GRILL	120 V. 1PH. 11 AMPS #(5-15R)
21	ITEM:91 FOOD WARMER DISPLAY	120/208 V. 1PH. 14.3 AMP #(14-20R)
22	ITEM:88 HEATED SHELF	120 V. 1PH. NEMA #(5-15R)
23	ITEM:80 SNEEZE GUARD	120 V. 1PH. 8.4 AMPS J-BOX
24	CONVENIENCE OUTLET	120 V. 20 AMPS #(5-20R)

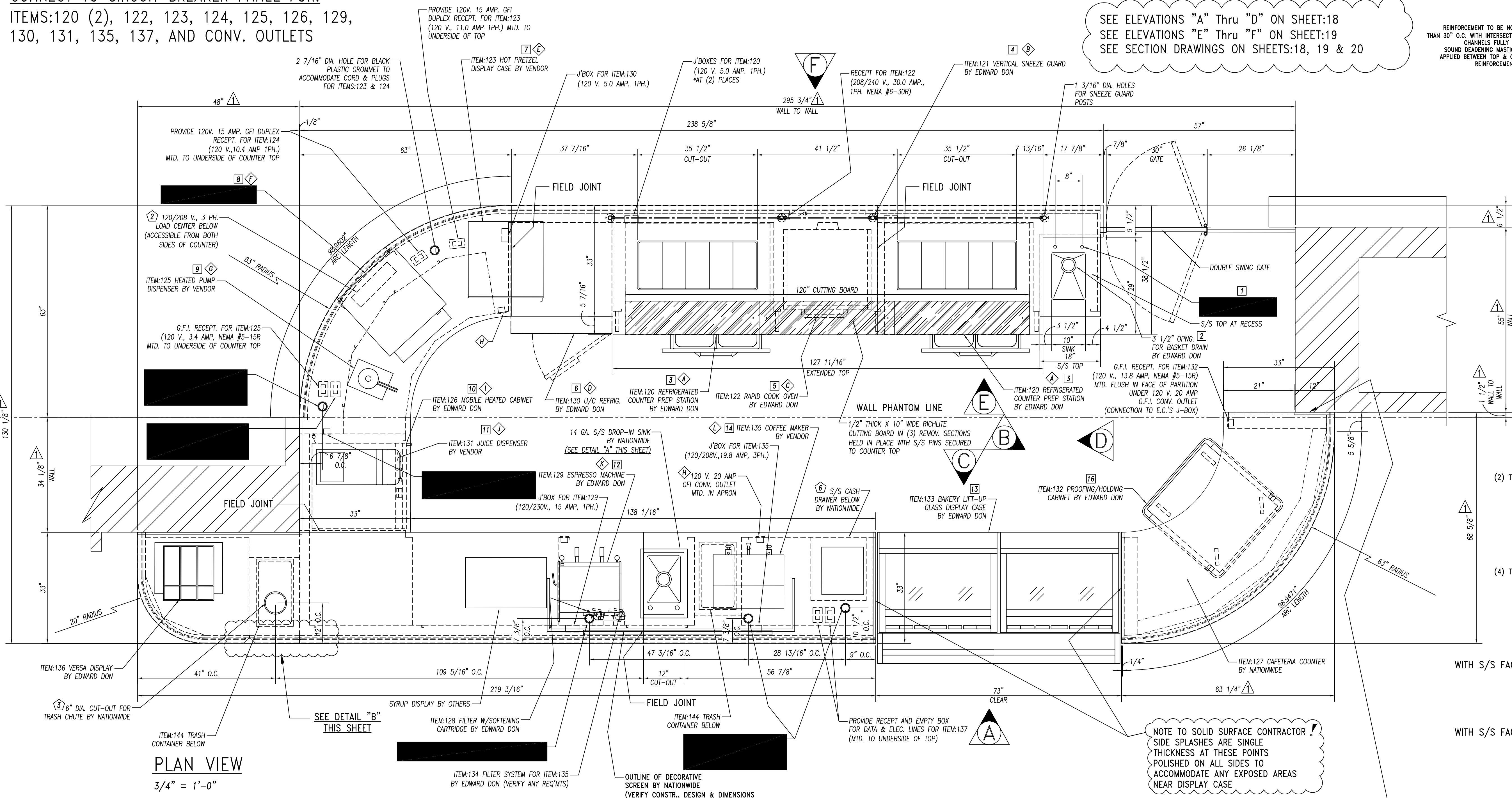
PARTS LIST			
ID.#	QTY.	DESCRIPTION	MFG. & MODEL NUMBER
1	1	LOAD CENTER (A)	TBD
2	1	LOAD CENTER (B)	TBD
3	12	S/S BULLET FEET	COMPONENT HARDWARE #A10-08S1

BUYOUT LIST			
ID.#	QTY.	DESCRIPTION	MFG. & MODEL NUMBER
1	1	FROZEN BEV. DISP.	VERIFY MAKE & MODEL
2	1	SODA/ICE DISP.	VERIFY MAKE & MODEL
3	1	ICE MAKER	VERIFY MAKE & MODEL
4	1	BEVERAGE DISP.	VERIFY MAKE & MODEL
5	1	MILK DISP.	VERIFY MAKE & MODEL
6	1	BAG-N-BOX	VERIFY MAKE & MODEL
7	1	COFFEE URN	VERIFY MAKE & MODEL
8	1	COLD PAN	ATLAS METAL #RMX-1
9	1	REFRIG. BASE	JADE #JRLH-02R-T-36
10	1	OPEN BURNERS	JADE #JMSS-03-T-36
11	1	SNEEZE GUARD	PREMIER #FMS2R/FMS1Z
12	1	HOT FOOD WELL	APW #SHFWZ-10
13	1	HOT DOG GRILL	APW #HR-50
14	1	HOT DOG BUN BOX	APW #BC-50
15	1	FOOD WARMER DISPLAY	MERCO/SAVORY #PDC-4826
16	1	HEATED SHELF	HATCO #GRSB-72-1
17	1	SNEEZE GUARD	PREMIER #FMS2R

These Items ARE NOT PROVIDED BY NATIONWIDE
 ★ Items That Must Be Shipped To Nationwide For Installation

		10923 LEROY DRIVE NORTHGLENN, CO. 80233 PHONE: (303) 853-0107 FAX: (303) 853-0114
	DATE: 2-22-10 DRAWN BY: CUSHING CHECKED BY: SCALE: AS NOTED ITEMS THIS SHEET:	
REVISIONS: CONSULTANT: Mackesey And Associates LLC Crystal Lake, IL	PAGE NUMBER: 16 OF 24 JOB NUMBER: 5789	

CONNECT TO CIRCUIT BREAKER PANEL FOR:
ITEMS:120 (2), 122, 123, 124, 125, 126, 129,
130, 131, 135, 137, AND CONV. OUTLETS



SEE ELEVATIONS "A" Thru "D" ON SHEET:18
SEE ELEVATIONS "E" Thru "F" ON SHEET:19
SEE SECTION DRAWINGS ON SHEETS:18, 19 & 20

REINFORCEMENT TO BE NOT MORE THAN 30" O.C. WITH INTERSECTIONS OF CHANNELS FULLY WELDED. SOUND DEADENING MASTIC TO BE APPLIED BETWEEN TOP & CHANNEL REINFORCEMENT ONLY.

GENERAL NOTES		
NO.	DESCRIPTION	MATERIAL
1	TOPS AND SINKS	14 GA. S/S
2	REINFORCEMENT-UNEXPOSED	1 1/2" X 4" X 1 1/2" X 14 GA. GALV. CHANNEL
3	REINFORCEMENT-EXPOSED	1 1/2" X 4" X 1 1/2" X 14 GA. S/S CHANNEL
4	LEGS & CROSSRAILS	1 5/8" DIA. X 16 GA. S/S TUBING
5	REMOV. UNDERSHELVES	16 GA. S/S
6	WALL & OVERSHELVES	16 GA. S/S WITH 14 GA. S/S BRACKETS
7	COUNTER BODY	18 GA. S/S
8	DOOR AND DRAWER FACES	18 GA. S/S DOUBLE PAN CONSTR. SOUND DEADEN WITH STYROFOAM
9	FIXED UNDERSHELVES	16 GA. S/S
10	SOUND DEADENING	FULLY AT UNDERSIDE OF TOPS
11	FASTNERS	CHROME ACORN NUTZ NO EXPOSED FASTNERS

FOODSERVICE EQUIPMENT FINISHES		
SS-1	COUNTERTOP, TRAYS/SLIDE -	3/4" (2cm) THICK QUARTZ - ZODIAC-CELESTIAL BLUE
PL-1	COUNTER FRONT - & ALL EXPOSED COVERED IN PLASTIC LAMINATE	FORMICA, 6208-LX, GLAMOUR CHERRY
TL-1	2" X 2" MOSAIC GLAZED TILE - CERAMIC VOGUE or ROYAL MOSA. FINISH: TRANSPARENZIA.	MOSAIC COLORS: Albicocco(orange), Gallo(yellow), Lavanda(lavender), Gladiolus(green), Grigio(medium grey), Petro(dark grey) -PROVIDE EQUAL AMOUNTS OF 6 COLORS APPLIED IN RANDOM PATTERN
TR-1	TILE TRIM-STAINLESS STEEL EDGE STRIP	SCHLUTER SYSTEMS, QUADCEC, OR APPROVED EQUAL

ELECTRICAL REQUIREMENTS (PANEL-C)		
ID.#	ITEM	ELEC. REQ'MTS.
1	ITEM:120 REFRIG. PREP STATION	120 V. 1PH. 5.0 AMPS #5-15R
2	ITEM:121 SNEEZE GUARD	NONE
3	ITEM:122 RAPID COOK OVEN	208/240 V. 1PH. 30 AMPS #6-30R
4	ITEM:130 U/C REFRIG.	120 V. 1PH. 5.0 AMPS #5-15R
5	ITEM:123 HOT PRETZEL DISPLAY	120V. 1PH. 11.0 AMPS #5-15R
6	ITEM:124 NACHO CHIP WARMER	120 V. 1PH. 10.4 AMPS #5-15R
7	ITEM:125 HEATED PUMP DISP.	120 V. 1PH. 3.4 AMPS #5-15R
8	CONV. OUTLET	120 V. 20 AMP.
9	ITEM:126 U/C HEATED CABINET	120 V. 1PH., 14.1 AMP #5-15R
10	ITEM:131 JUICE DISP.	120 V. 1PH. 4.5 AMPS #5-15R
11	ITEM:129 ESPRESSO MACHINE	120/230V. 1PH., 15.0 AMP #DIRECT
12	ITEM:135 COFFEE MAKER	120/208 V. 3PH. 19.5 AMP #DIRECT
13	ITEM:137 POS SYSTEM	120 V. 1PH.20AMP, NEMA #5-15R

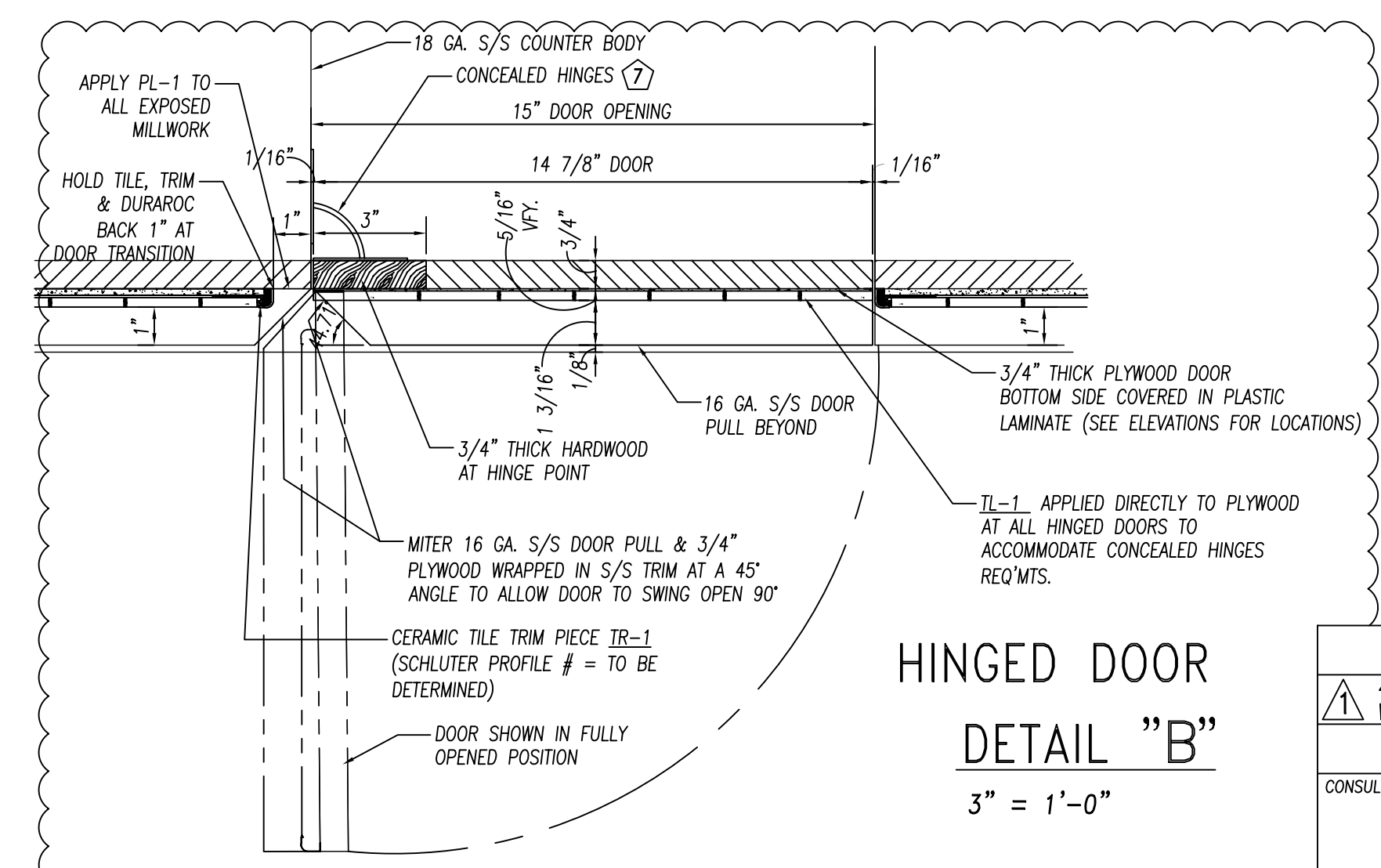
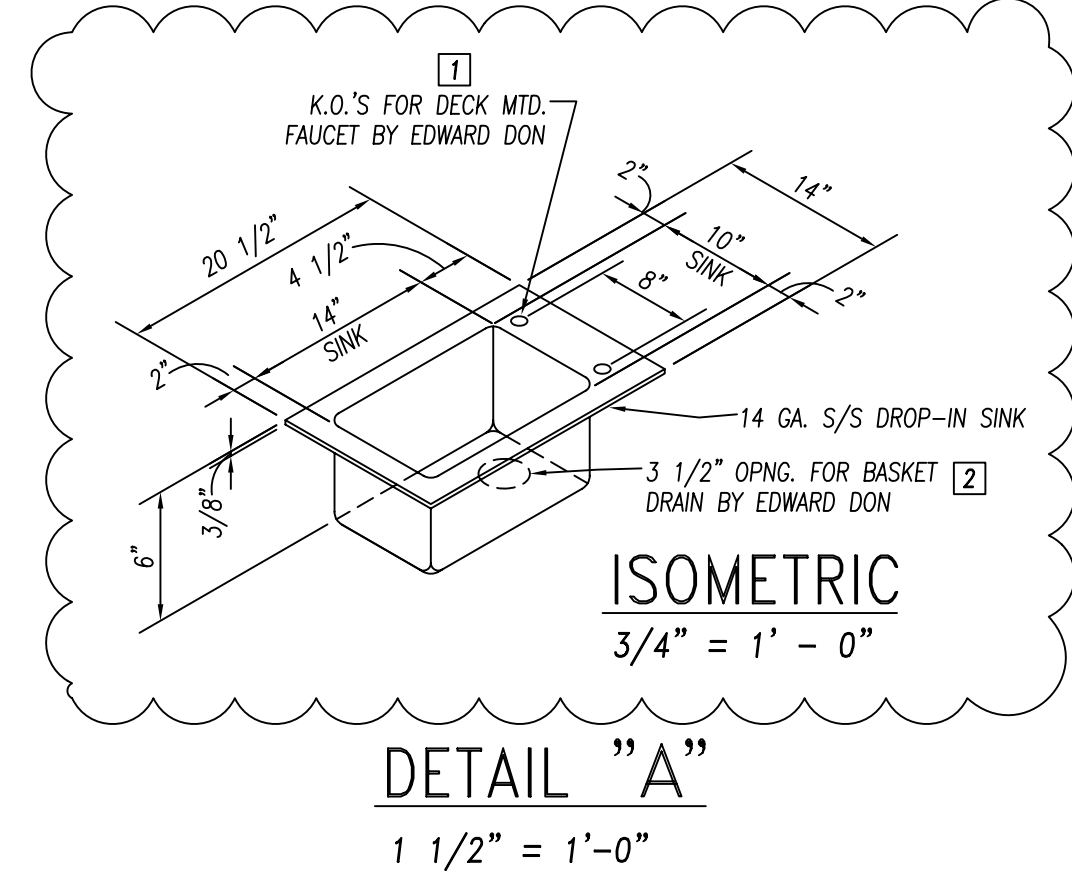
PARTS LIST			
ID.#	QTY.	DESCRIPTION	MFG. & MODEL NUMBER
1	1	CASH DRAWER	RISCO #MS-100
2	1	LOAD CENTER	TO BE DETERMINED
3	1	S/S TRASH CHUTE	COMPONENT HARDWARE #J92-1000
4	24	S/S BULLET FEET	COMPONENT HARDWARE #A10-0851
5	1 PR.	HEAVY DUTY HINGES	TO BE DETERMINED
6	1	CASH DRAWER	RISCO #MS-100
7	8 PR	CONCEALED HINGES	BLUM OR EQUAL (TBD)

BUYOUT LIST			
ID.#	QTY.	DESCRIPTION	MFG. & MODEL NUMBER
1	2	DECK MTD. FAUCET	VERIFY MAKE & MODEL
2	2	BASKET DRAIN	VERIFY MAKE & MODEL
3	2	REFRIG. PREP STATION	RANDELL #53343LPP0
4	1	SNEEZE GUARD	PREMIER BRASS #FMS1V
5	1	RAPID COOK OVEN	TURBOCHEF #TORNADO 2
6	1	U/C REFRIG.	RANDELL #53330M
7	1	HOT PRETZEL DISPLAY	VERIFY MAKE & MODEL
8	1	NACHO CHIP WARMER	VERIFY MAKE & MODEL
9	1	HEATED PUMP DISP.	VERIFY MAKE & MODEL
10	1	HEATED CABINET	HATCO #FSHC-6W1
11	1	JUICE DISP.	VERIFY MAKE & MODEL
12	1	ESPRESSO MACHINE	GRINDMASTER #2450Q
13	1	BAKERY DISPLAY CASE	RPI #SCB72R-OU
14	1	COFFEE MAKER	VERIFY MAKE & MODEL
15	1	POS SYSTEM	VERIFY MAKE & MODEL
16	1	PROOFING CABINET	FWE #PH-BCC-HS

These Items ARE NOT PROVIDED BY NATIONWIDE
★ Items That Must Be Shipped To Nationwide For Installation

- ITEM:119 CAFETERIA COUNTER (1) REQ'D - TO INCLUDE: HAND SINK & DROP-IN HAND SINK BUILD IN (5) PIECES
- ITEM:127 CAFETERIA COUNTER (1) REQ'D BUILD IN (1) PIECE

RELEASED FOR FAB.
4-19-11

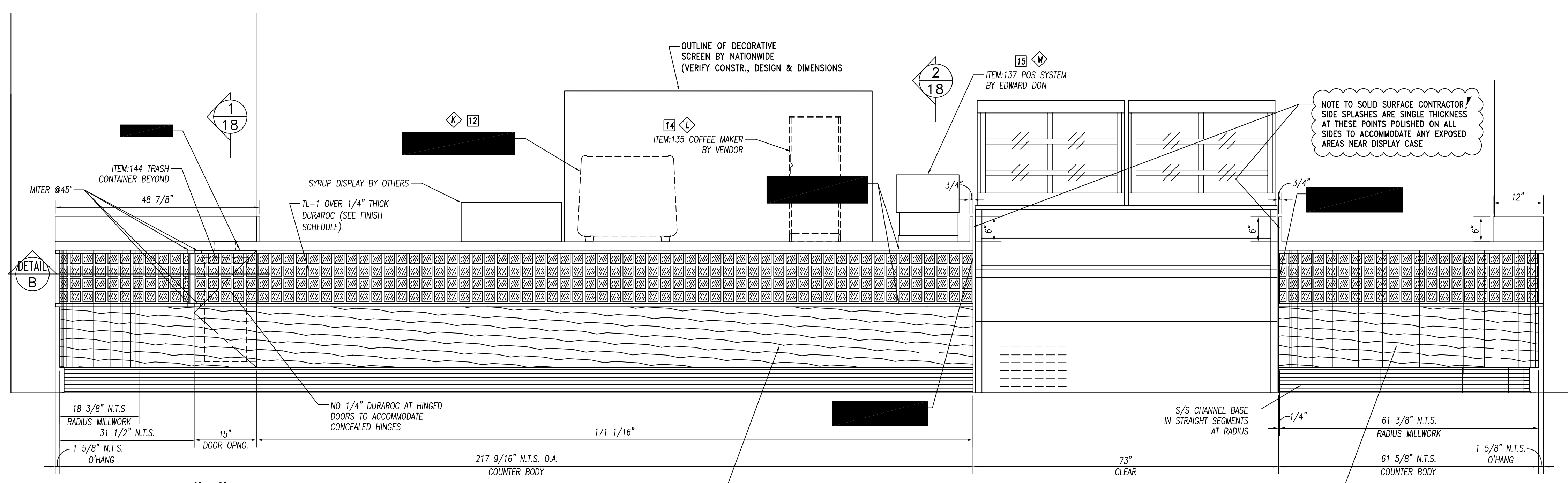


NOTE TO SOLID SURFACE CONTRACTOR!
SIDE SPLASHES ARE SINGLE THICKNESS AT THESE POINTS POLISHED ON ALL SIDES TO ACCOMMODATE ANY EXPOSED AREAS NEAR DISPLAY CASE

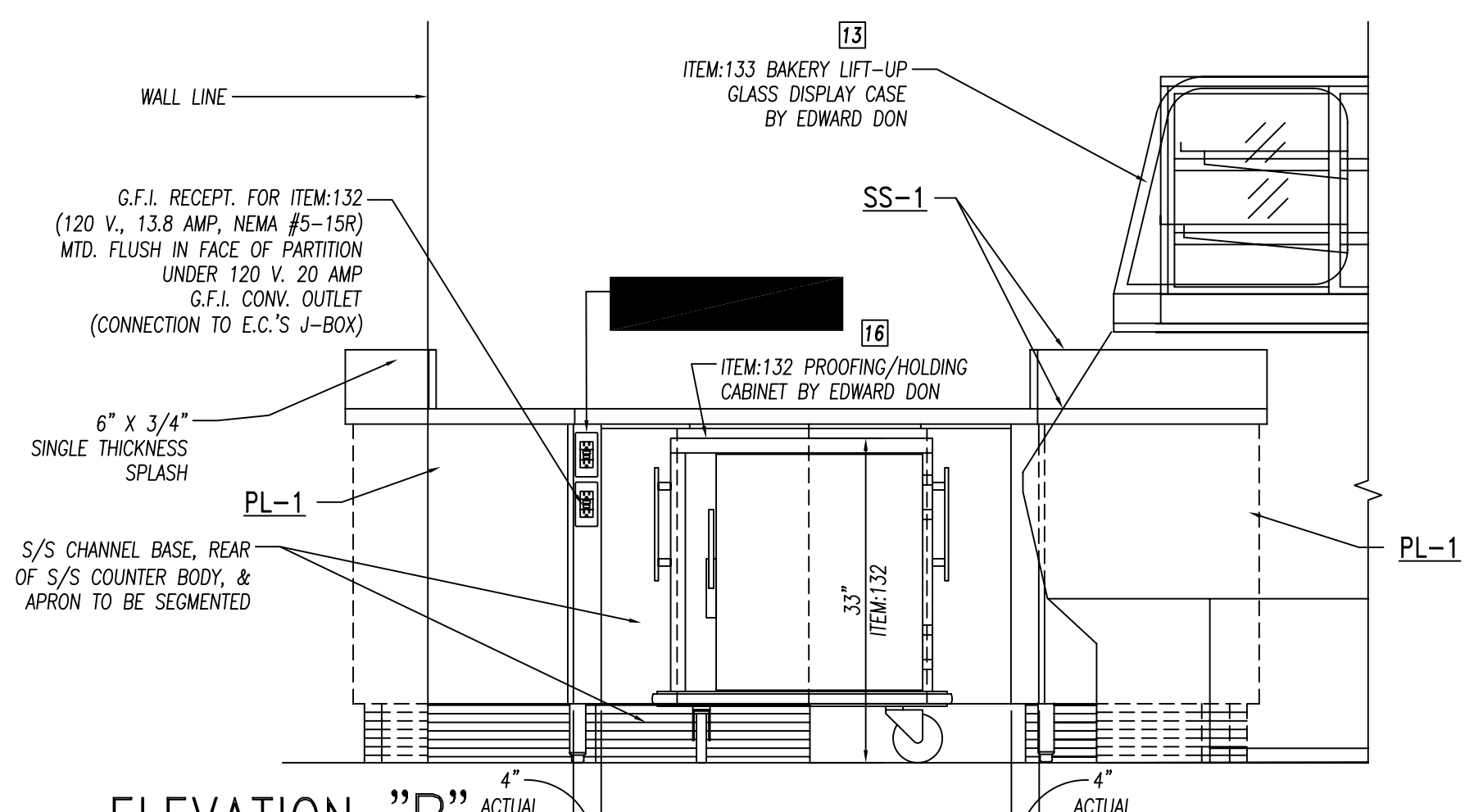
NOTE TO SHOP!
FIELD SCRIBE MAY BE REQ'D. IN FIELD PLEASE PROVIDE EXTRA TILE AND LAMINATE FOR FIELD CONDITIONS

	10923 LEROY DRIVE NORTHGLENN, CO. 80233	PHONE: (303) 853-0107 FAX: (303) 853-0114
DATE: 2-22-10 DRAWN BY: CUSHING CHECKED BY:	PROJECT: JOLIET JR. COLLEGE Joliet, IL	CUSTOMER: EDWARD DON North Riverside, IL
REVISIONS: 4-19-11 WIDDIFIELD	SCALE: AS NOTED ITEMS THIS SHEET: ITEM:119 CAFETERIA COUNTER, ITEM:127 CAFETERIA COUNTER PLAN VIEW	PAGE NUMBER: 17 OF 24 JOB NUMBER: 5789
CONSULTANT: Mackesey And Associates LLC Crystal Lake, IL		

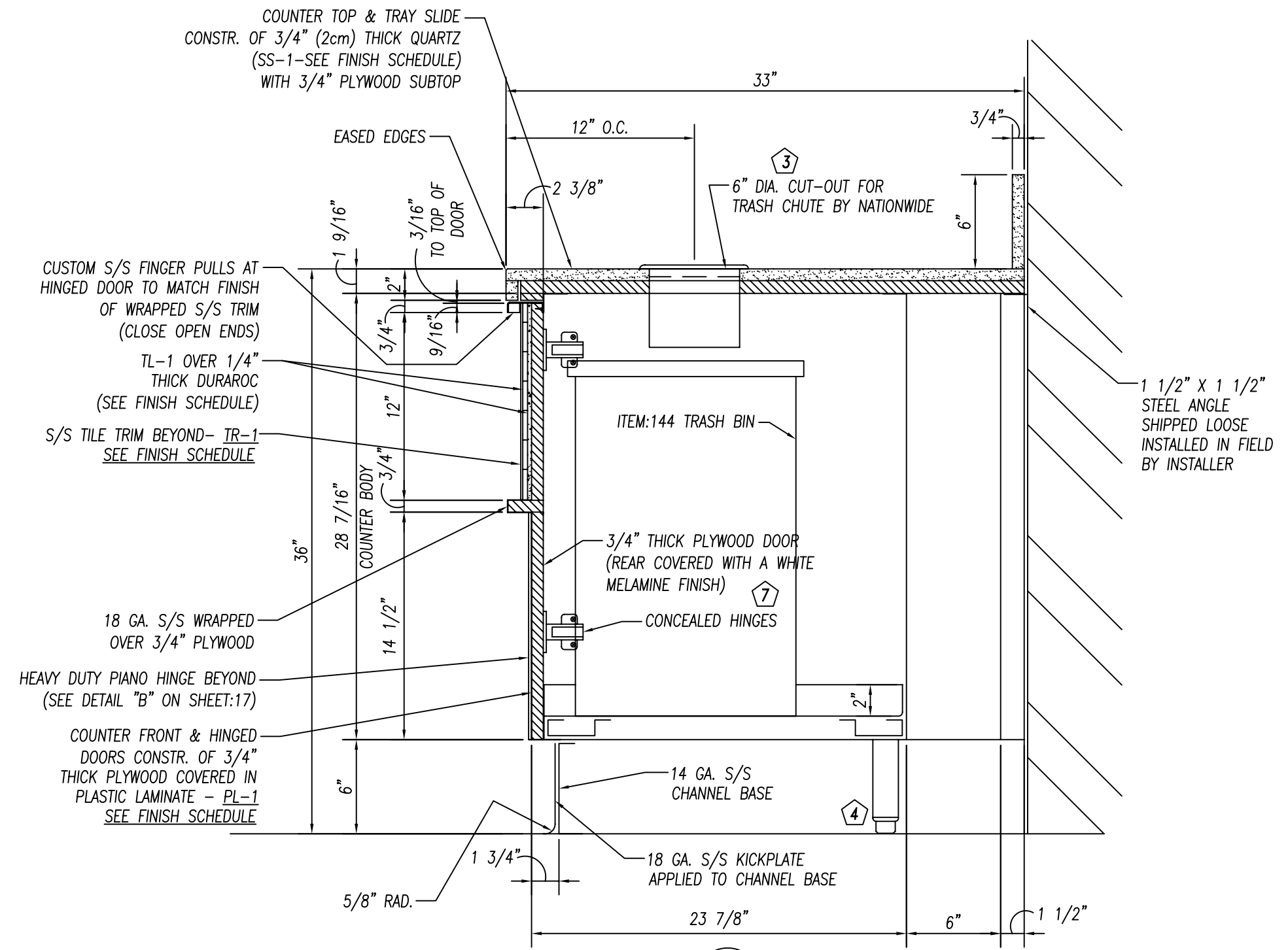
GENERAL NOTES		
NO.	DESCRIPTION	MATERIAL
1	TOPS AND SINKS	14 GA. S/S
2	REINFORCEMENT-UNEXPOSED	1 1/2" X 4" X 1 1/2" X 14 GA. GALV. CHANNEL
3	REINFORCEMENT-EXPOSED	1 1/2" X 4" X 1 1/2" X 14 GA. S/S CHANNEL
4	LEGS & CROSSRAILS	1 5/8" DIA. X 16 GA. S/S TUBING
5	REMOV. UNDERSHELVES	16 GA. S/S
6	WALL & OVERSHELVES	16 GA. S/S WITH 14 GA. S/S BRACKETS
7	COUNTER BODY	18 GA. S/S
8	DOOR AND DRAWER FACES	18 GA. S/S DOUBLE PAN CONSTR. SOUND DEADEN WITH STYROFOAM
9	FIXED UNDERSHELVES	16 GA. S/S
10	SOUND DEADENING	FULLY AT UNDERSIDE OF TOPS
11	FASTNERS	CHROME ACORN NUTZ NO EXPOSED FASTNERS



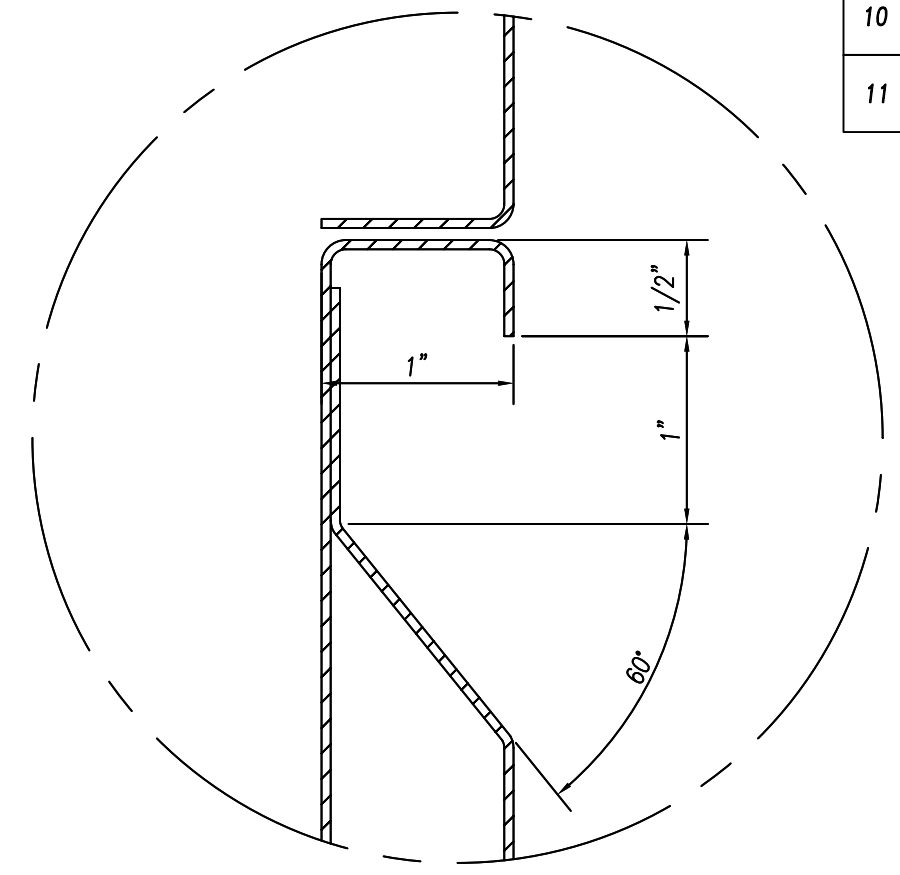
ELEVATION "A"
3/4" = 1'-0"



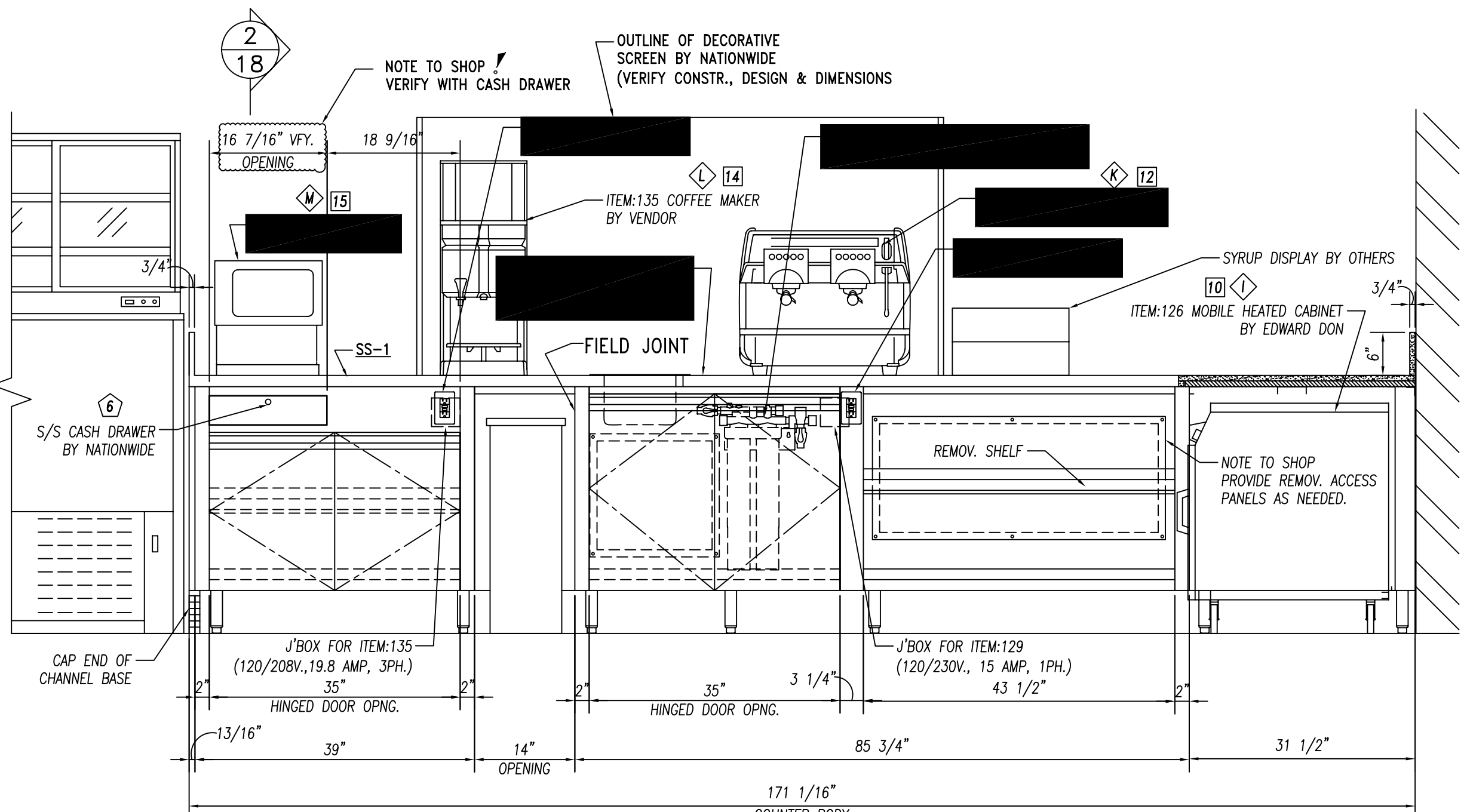
ELEVATION "B"
3/4" = 1'-0"



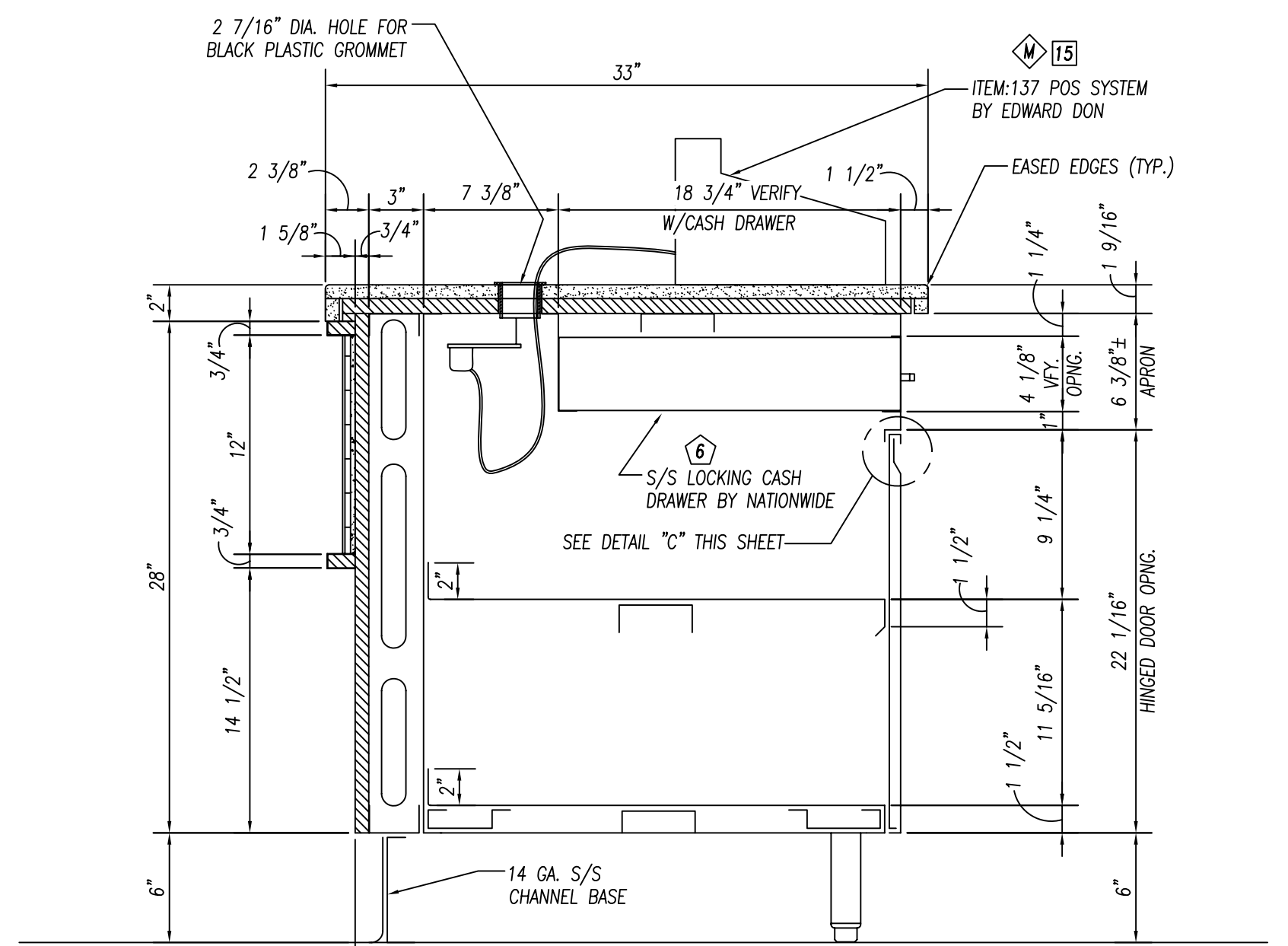
SECTION 1/18
1 1/2" = 1'-0"



DETAIL "C"
FULL SCALE



ELEVATION "C"
3/4" = 1'-0"

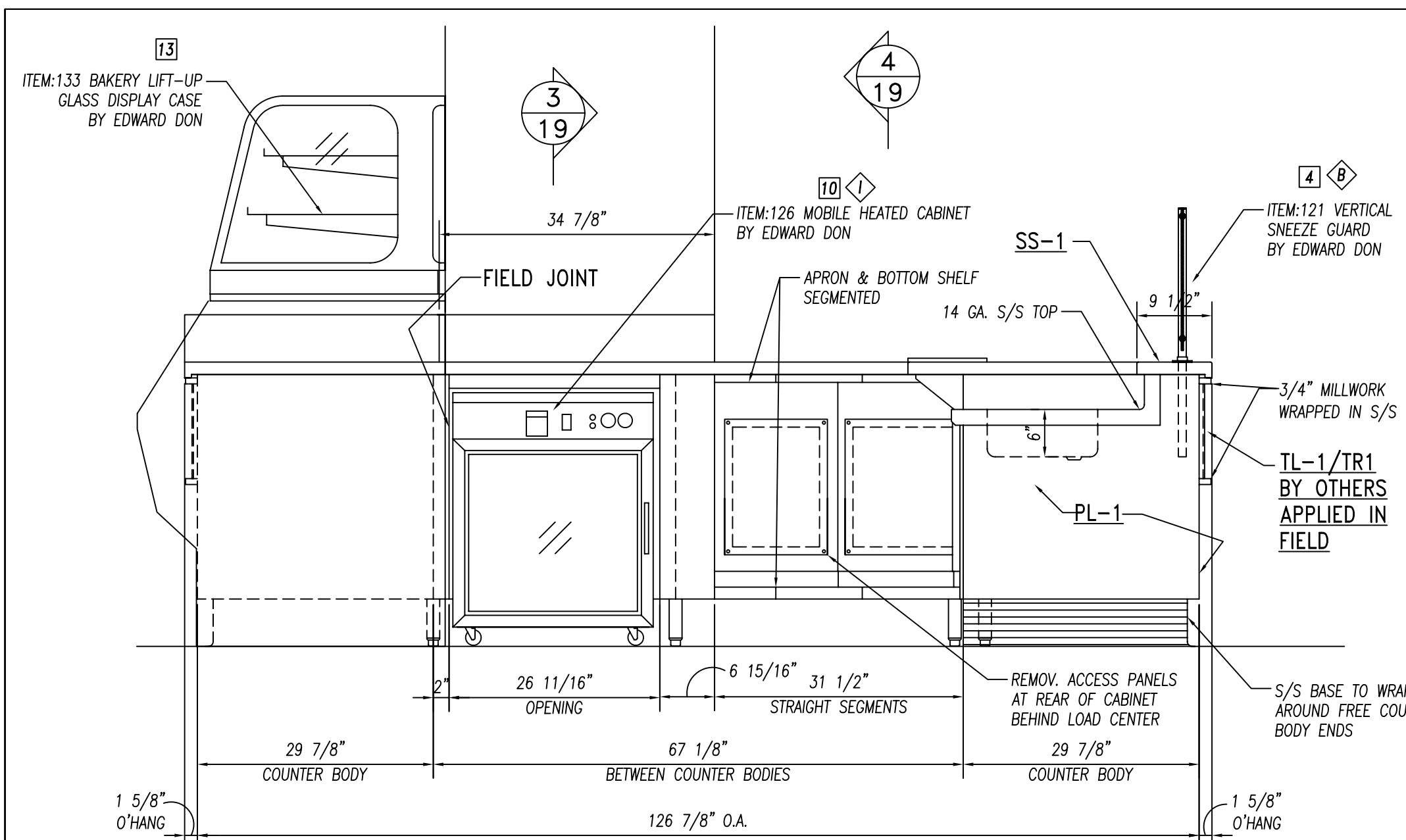


SECTION 2/18
1 1/2" = 1'-0"

FOODSERVICE EQUIPMENT FINISHES	
SS-1	COUNTERTOP, TRAYSLIDE - 3/4" (2cm) THICK QUARTZ - ZODIAC-CELESTIAL BLUE
PL-1	COUNTER FRONT - 3/4" PLYWOOD WITH WHITE MELAMINE FINISH ON UNEXPOSED SIDE, & ALL EXPOSED COVERED IN PLASTIC LAMINATE FORMICA, 6208-LX, GLAMOUR CHERRY
TL-1	2" X 2" MOSAIC GLAZED TILE - CERAMIC VOGUE or ROYAL MOSA, FINISH: TRANSPARENTA. MOSAIC COLORS: Albicocco(orange), Giallo(yellow), Lavanda(lavender), Verde(light green), Grigio(medium grey), Ferro(dark grey) - PROVIDE EQUAL AMOUNTS OF 6 COLORS APPLIED IN RANDOM PATTERN
TR-1	TILE TRIM - STAINLESS STEEL EDGE STRIP SCHLUTER SYSTEMS, QUADREC, OR APPROVED EQUAL

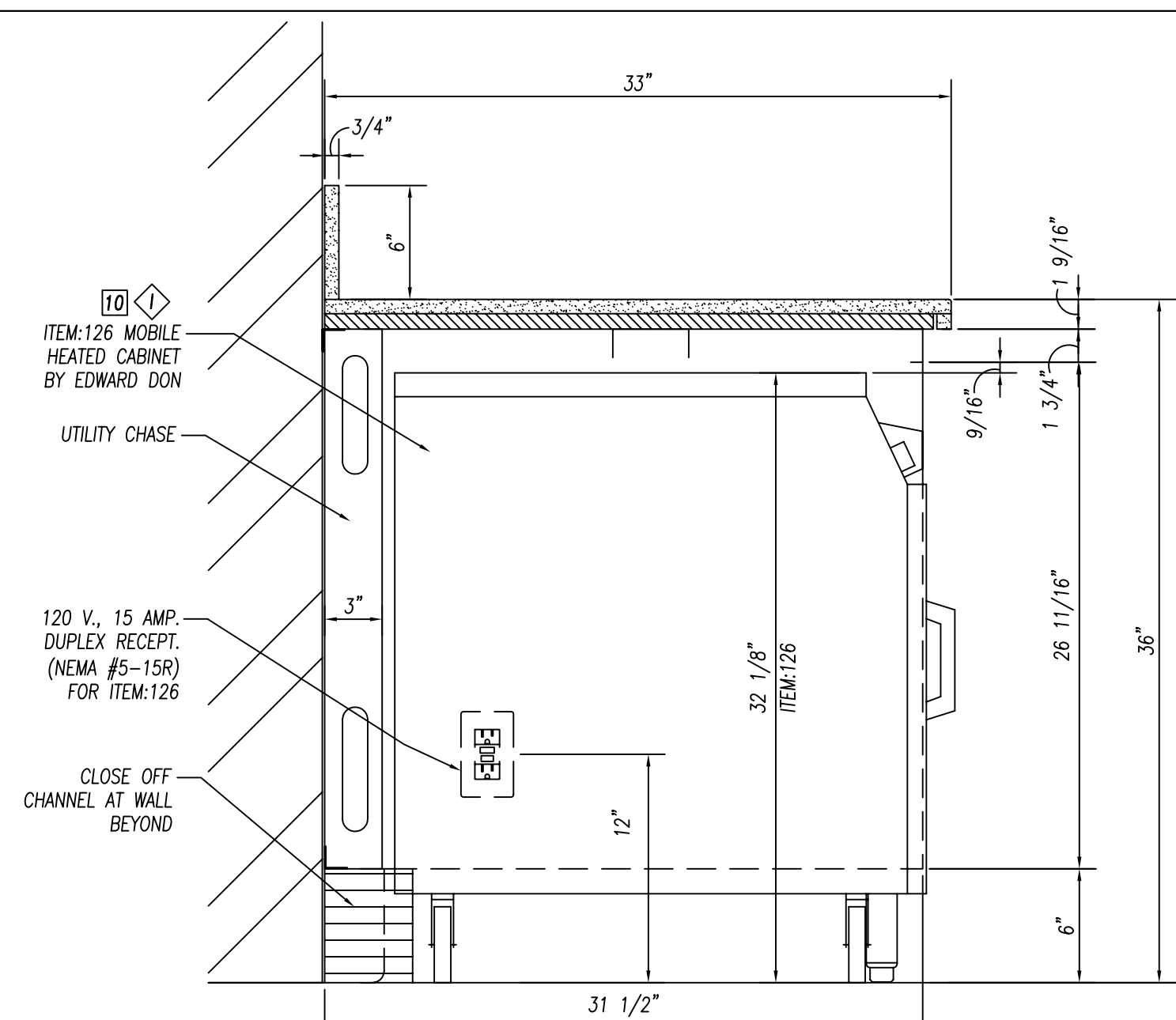
REVISIONS:	
4-19-11	WIDDIFIELD
CONSULTANT: Mackesey And Associates LLC Crystal Lake, IL	

		10923 LEROY DRIVE NORTHGLENN, CO. 80233 PHONE: (303) 853-0107 FAX: (303) 853-0114	
		PROJECT: JOLIET JR. COLLEGE Joliet, IL DRAWN BY: CUSHING CHECKED BY: EDWARD DON SCALE: AS NOTED ITEMS THIS SHEET: ITEM:119 CAFETERIA COUNTER, ITEM:127 CAFETERIA COUNTER ELEVATIONS "A" thru "C"	
DATE: 2-22-10 DRAWN BY: CUSHING CHECKED BY: EDWARD DON		CUSTOMER: EDWARD DON North Riverside, IL	PAGE NUMBER: 18 OF 24 JOB NUMBER: 5789



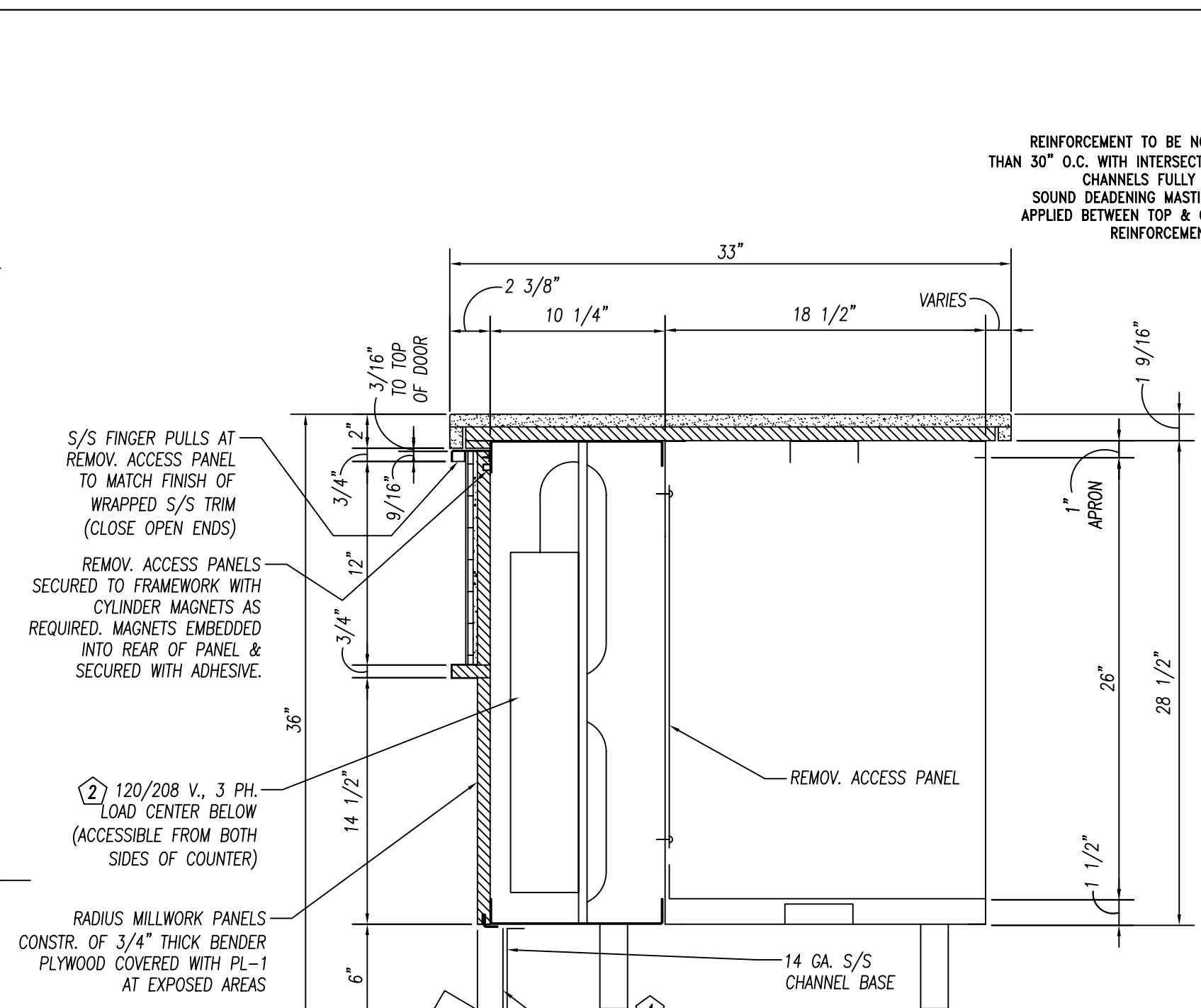
ELEVATION "D"

3/4" = 1'-0"



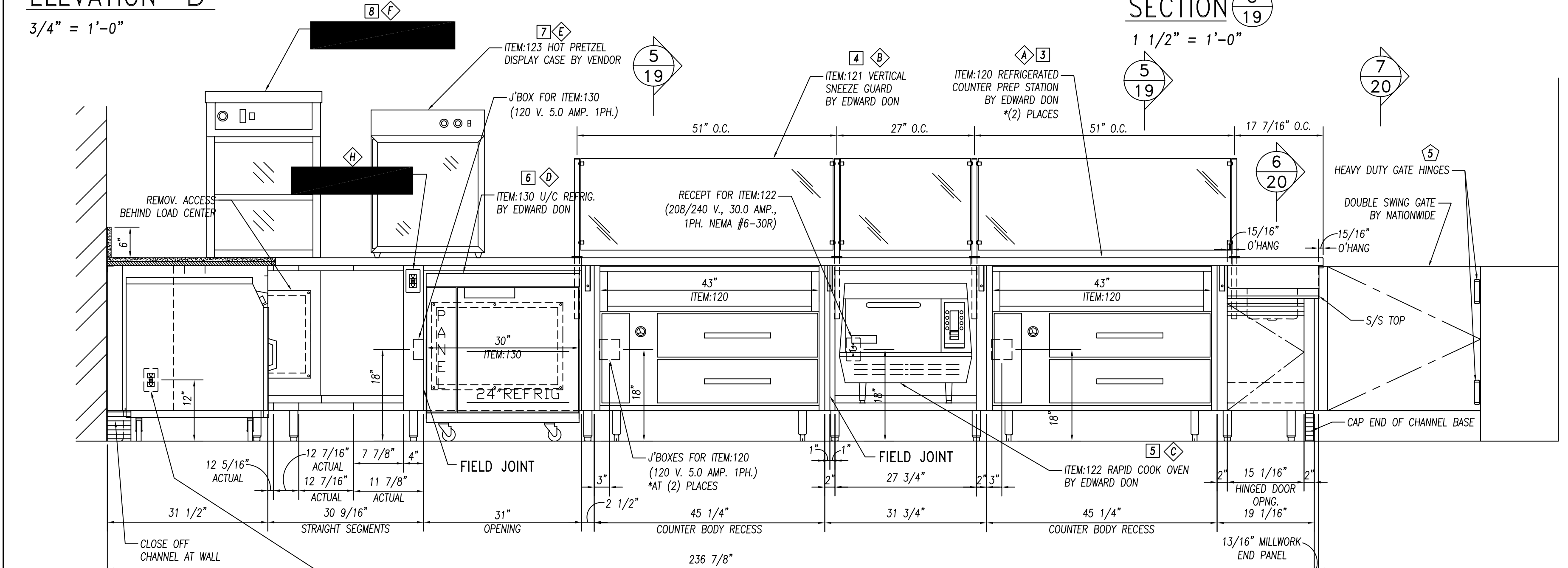
SECTION 3

1 1/2" = 1'-0"



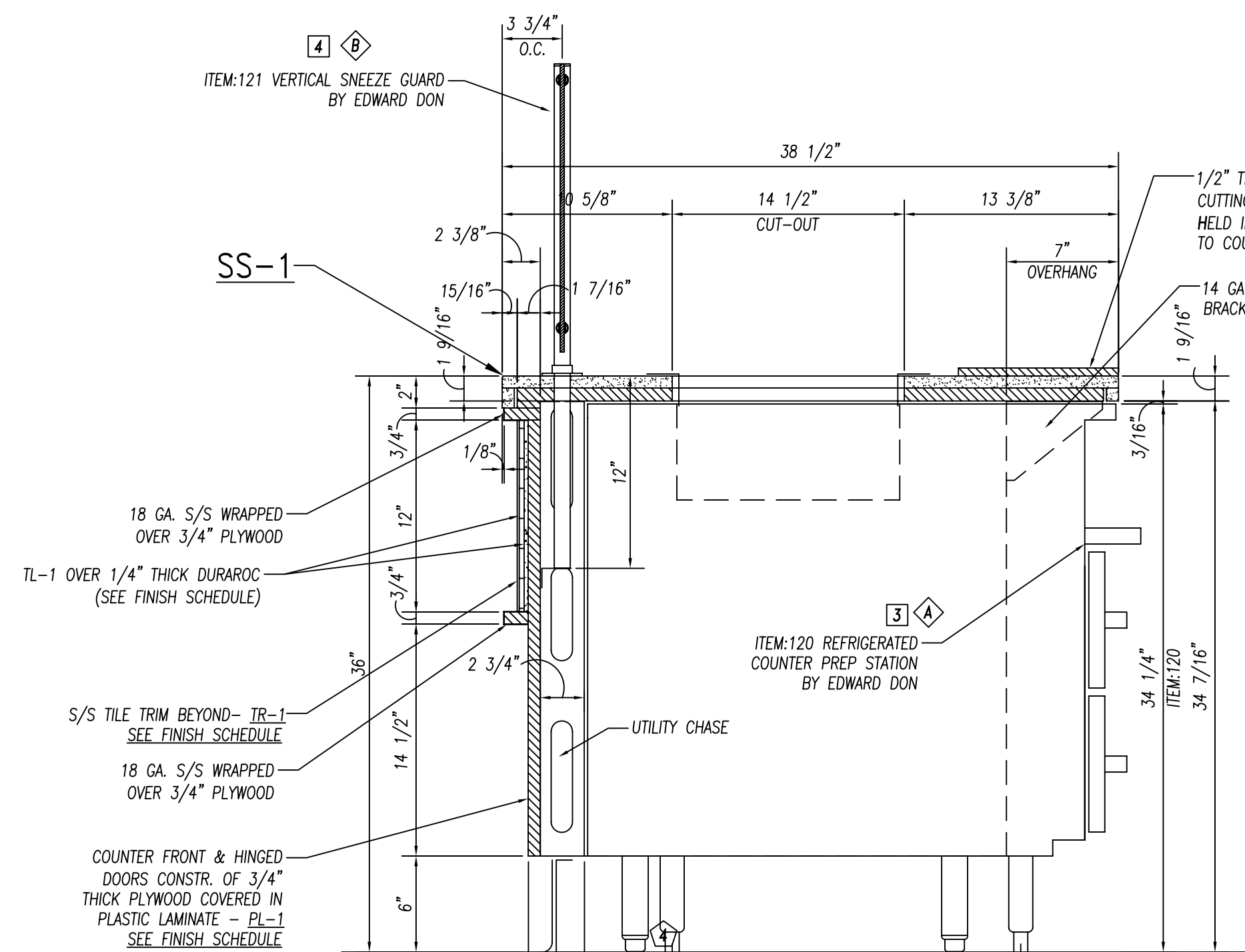
SECTION 4

1 1/2" = 1'-0"



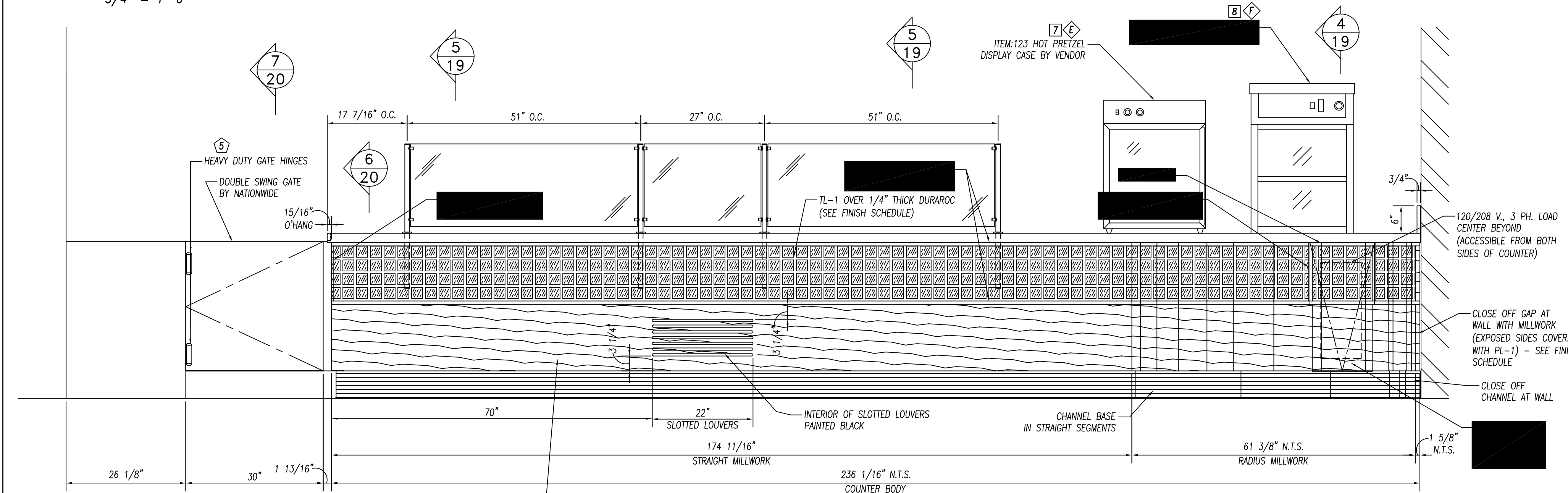
ELEVATION "E"

3/4" = 1'-0"



SECTION 5

1 1/2" = 1'-0"



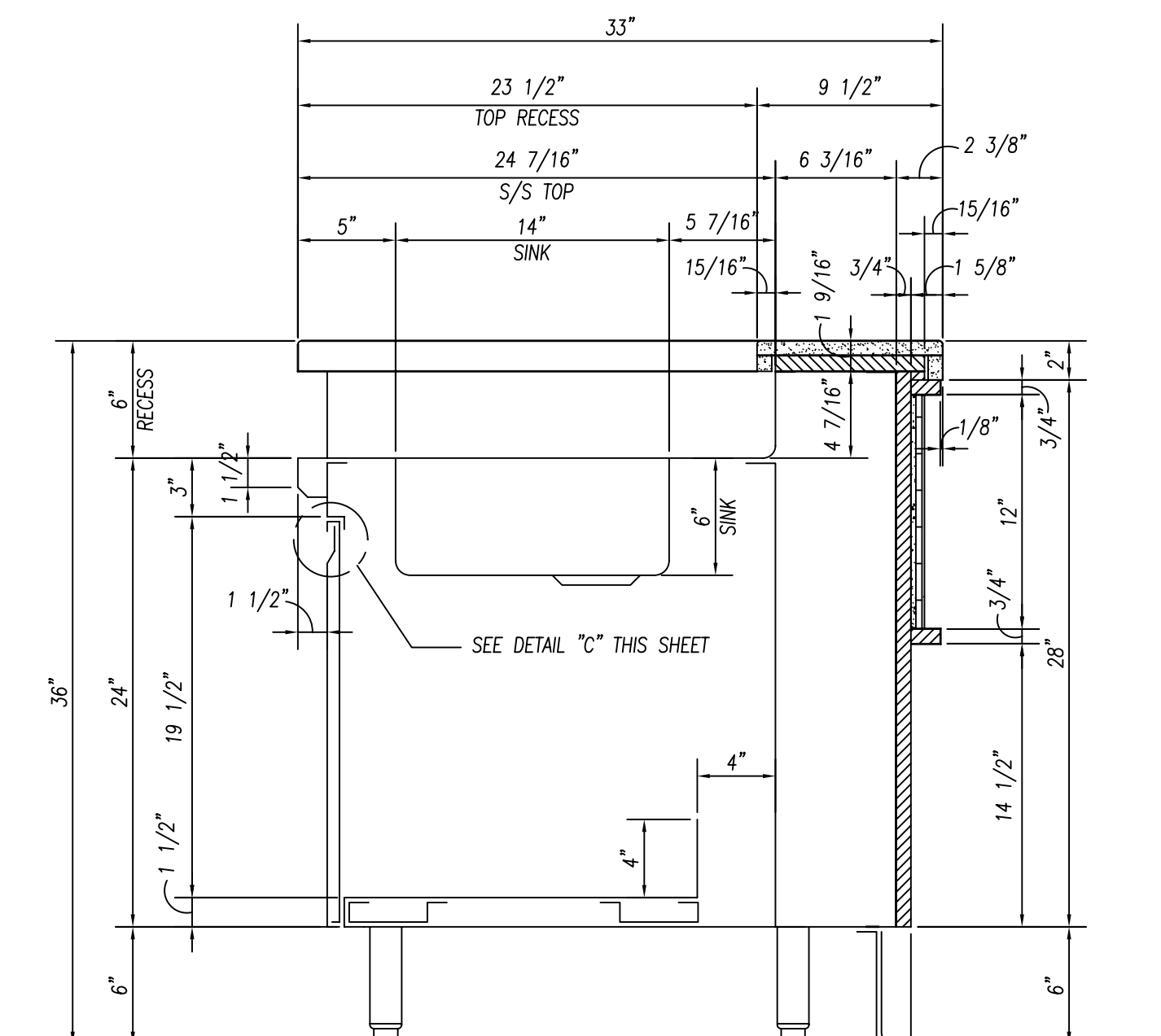
ELEVATION "F"

3/4" = 1'-0"

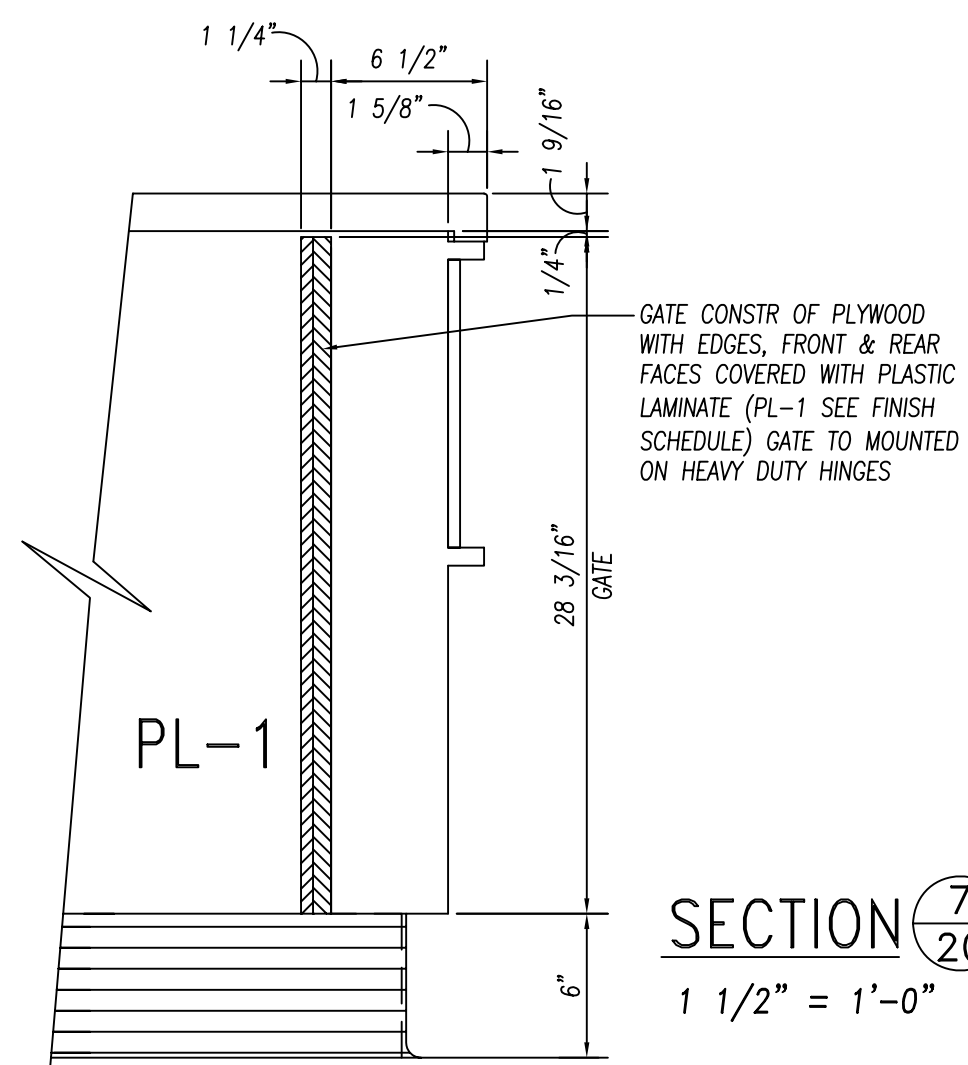
GENERAL NOTES		
NO.	DESCRIPTION	MATERIAL
1	TOPS AND SINKS	14 GA. S/S
2	REINFORCEMENT-UNEXPOSED	1 1/2" X 4" X 1 1/2" X 14 GA. GALV. CHANNEL
3	REINFORCEMENT-EXPOSED	1 1/2" X 4" X 1 1/2" X 14 GA. S/S CHANNEL
4	LEGS & CROSSRAILS	1 5/8" DIA. X 16 GA. S/S TUBING
5	REMOV. UNDERSHELVES	16 GA. S/S
6	WALL & OVERSHELVES	16 GA. S/S WITH 14 GA. S/S BRACKETS
7	COUNTER BODY	18 GA. S/S
8	DOOR AND DRAWER FACES	18 GA. S/S DOUBLE PAN CONSTR. SOUND DEADEN WITH STYROFOAM
9	FIXED UNDERSHELVES	16 GA. S/S
10	SOUND DEADENING	FULLY AT UNDERSIDE OF TOPS
11	FASTNERS	CHROME ACORN NUTZ NO EXPOSED FASTNERS

FOODSERVICE EQUIPMENT FINISHES		
SS-1	COUNTERTOP: TRAYSIDE - 3/4" (2cm) THICK QUARTZ - ZODIAC-CELESTIAL BLUE	
PL-1	COUNTER FRONT - 3/4" PLYWOOD WITH WHITE MELAMINE FINISH ON UNEXPOSED SIDE, & ALL EXPOSED COVERED IN PLASTIC LAMINATE FORMICA, 6208-LX, GLAMOUR CHERRY	
TL-1	2" X 2" MOSAIC GLAZED TILE - CERAMIC VOGUE or ROYAL MOSA. FINISH: TRANSPARENZA. MOSAIC COLORS: Albicocco(orange), Gallo(yellow), Lavanda(lavender), Gladiolus(green), Cristofol(medium grey), Ferro(dark grey) -PROVIDE EQUAL AMOUNTS OF 6 COLORS APPLIED IN RANDOM PATTERN	
TR-1	TILE TRIM-STAINLESS STEEL EDGE STRIP SCHLUTER SYSTEMS, QUADREC, OR APPROVED EQUAL	

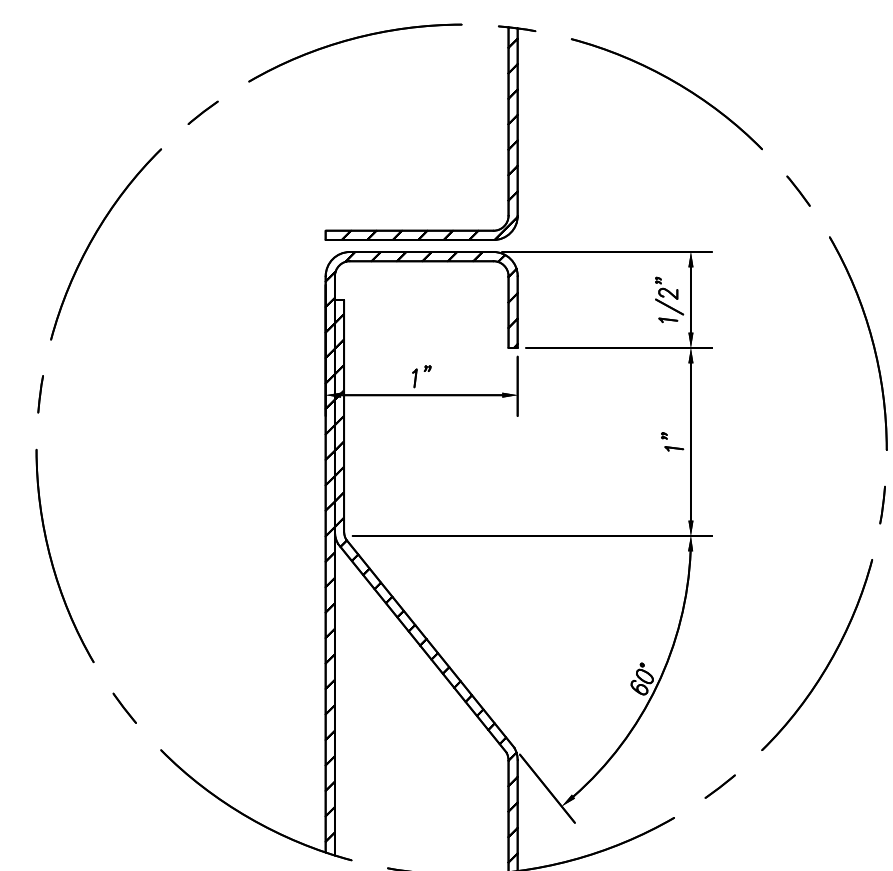
		10923 LEROY DRIVE NORTHGLENN, CO. 80233 PHONE: (303) 853-0107 FAX: (303) 853-0114	
	DATE: 2-22-10 DRAWN BY: CUSHING CHECKED BY:		
REVISIONS: 4-19-11 WIDDIFIELD	SCALE: AS NOTED ITEMS THIS SHEET:	CONSULTANT: Mackesey And Associates LLC Crystal Lake, IL	JOB NUMBER 5789



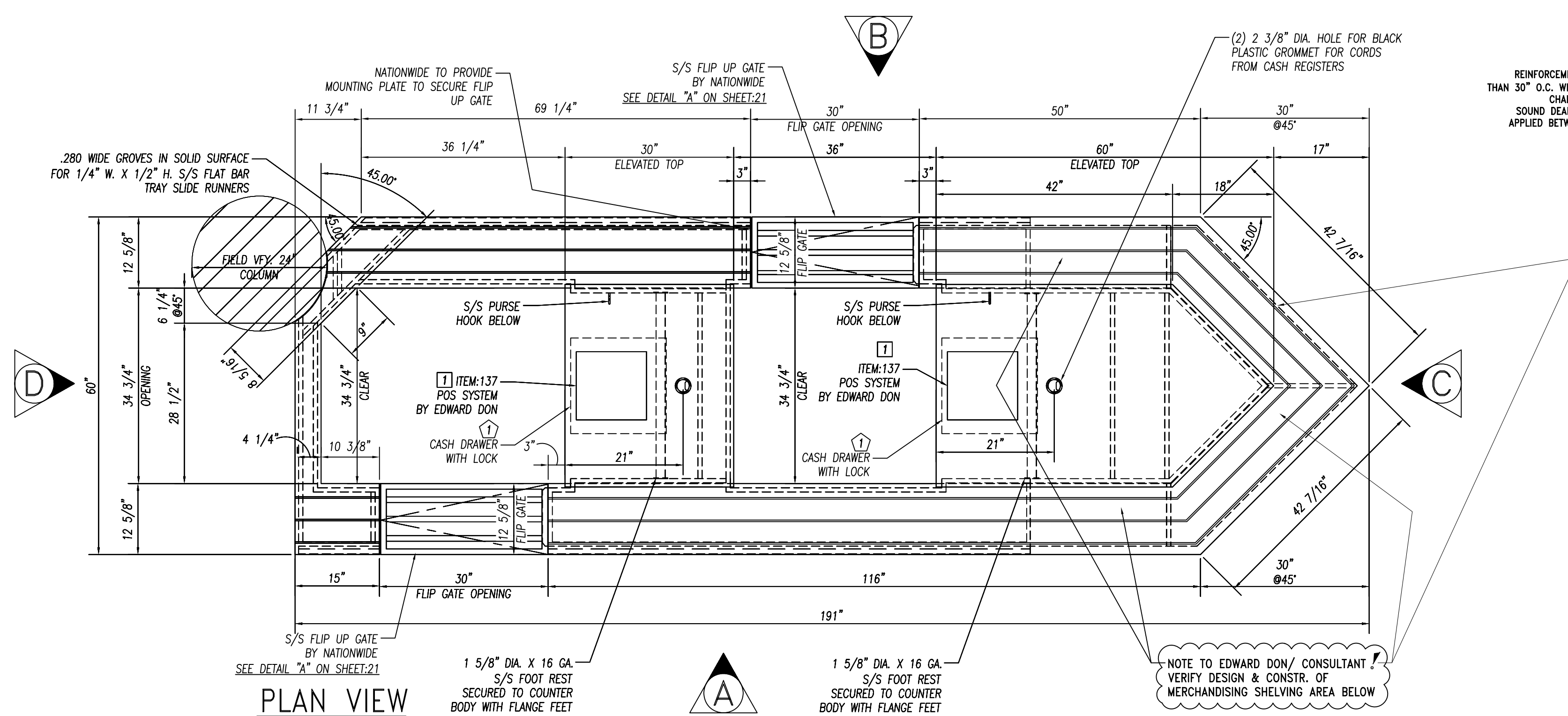
SECTION 6/20
1 1/2" = 1'-0"



SECTION 7/20
1 1/2" = 1'-0"



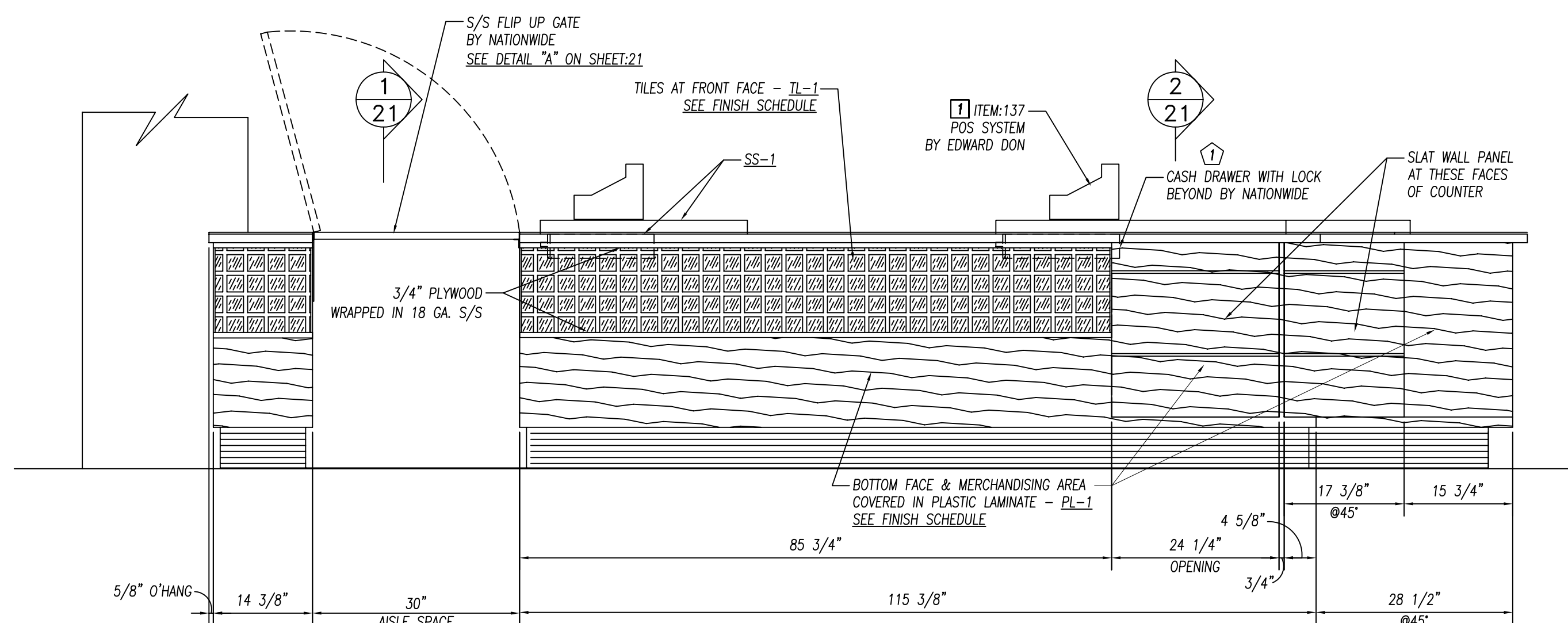
DETAIL "C"
FULL SCALE



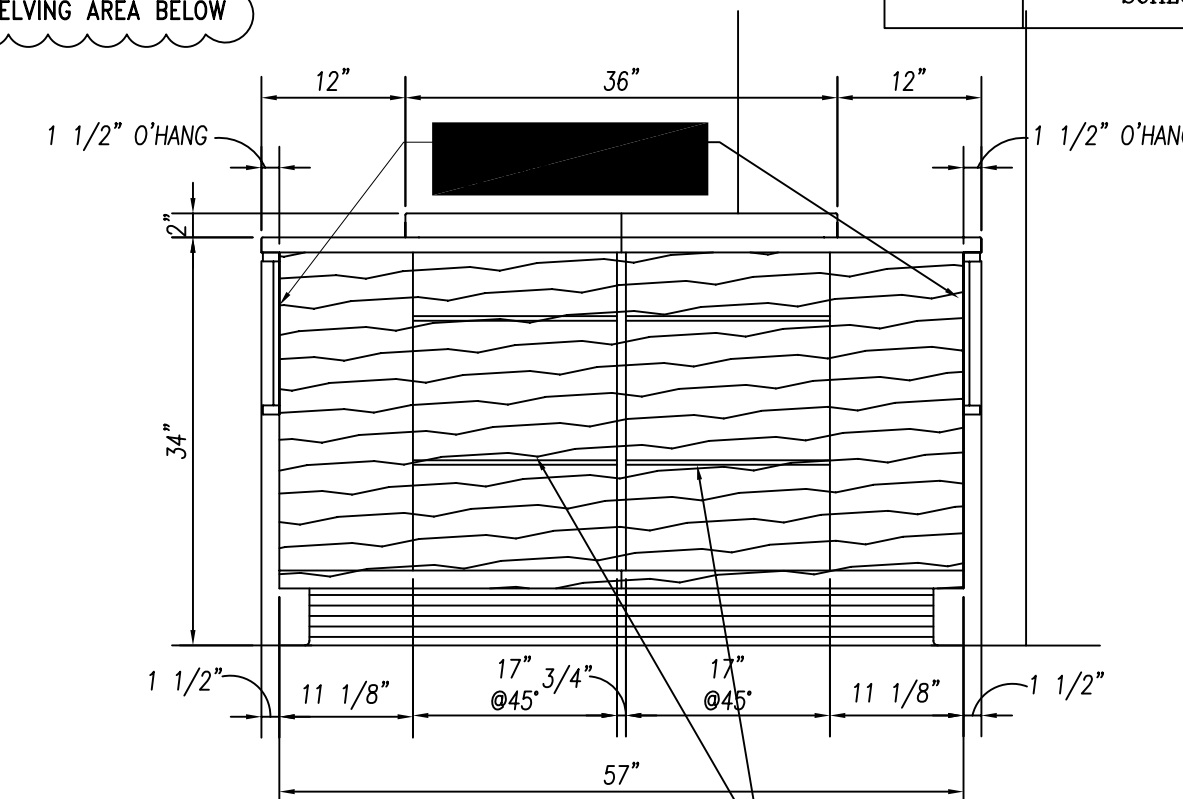
PLAN VIEW
3/4" = 1'-0"

ITEM:138 CASHIER COUNTER
(1) REQ'D

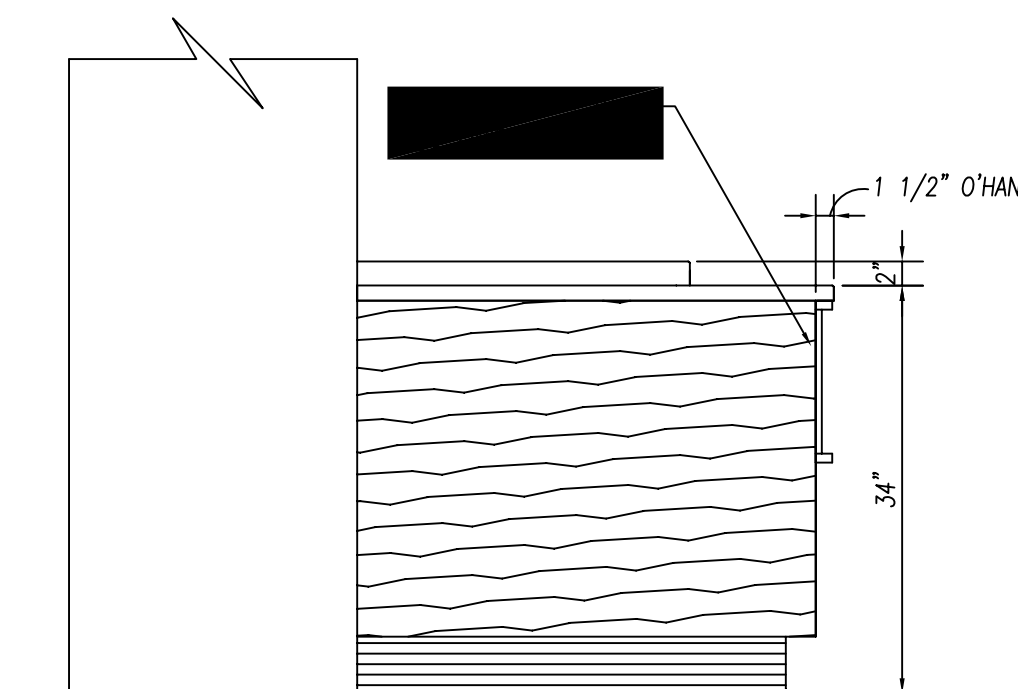
-SEE SECTIONS ON SHEET:21



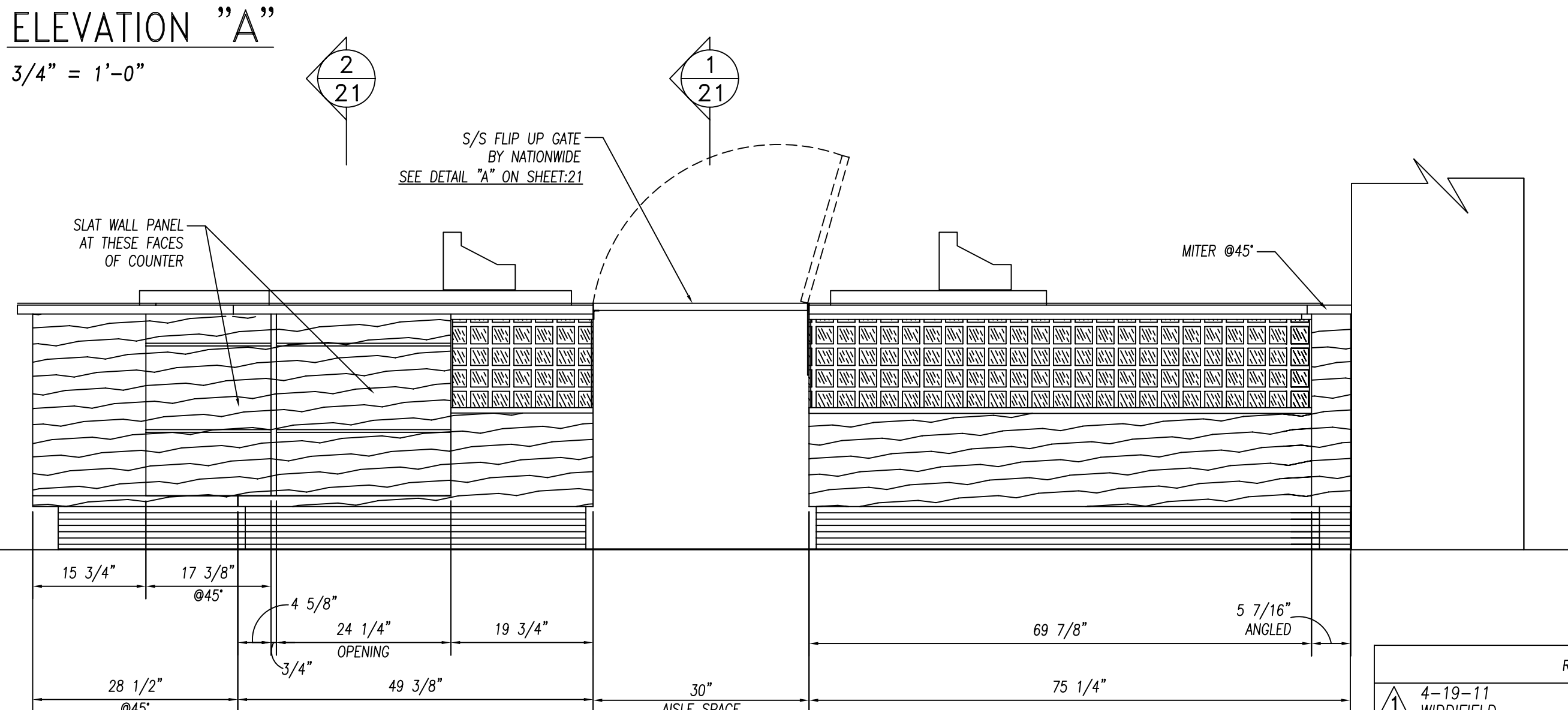
ELEVATION "A"
3/4" = 1'-0"



ELEVATION "C"
3/4" = 1'-0"



ELEVATION "D"
3/4" = 1'-0"



ELEVATION "B"
3/4" = 1'-0"

GENERAL NOTES		
NO.	DESCRIPTION	MATERIAL
1	TOPS AND SINKS	14 GA. S/S
2	REINFORCEMENT-UNEXPOSED	1 1/2" X 4" X 1 1/2" X 14 GA. GALV. CHANNEL
3	REINFORCEMENT-EXPOSED	1 1/2" X 4" X 1 1/2" X 14 GA. S/S CHANNEL
4	LEGS & CROSSRAILS	1 5/8" DIA. X 16 GA. S/S TUBING
5	REMOV. UNDERSHELVES	16 GA. S/S
6	WALL & OVERSHELVES	16 GA. S/S WITH 14 GA. S/S BRACKETS
7	COUNTER BODY	18 GA. S/S
8	DOOR AND DRAWER FACES	18 GA. S/S DOUBLE PAN CONSTR. SOUND DEADEN WITH STYROFOAM
9	FIXED UNDERSHELVES	16 GA. S/S
10	SOUND DEADENING	FULLY AT UNDERSIDE OF TOPS
11	FASTNERS	CHROME ACORN NUTZ NO EXPOSED FASTNERS

REINFORCEMENT TO BE NOT MORE THAN 30" O.C. WITH INTERSECTIONS OF CHANNELS FULLY WELDED. SOUND DEADENING MASTIC TO BE APPLIED BETWEEN TOP & CHANNEL REINFORCEMENT ONLY.

FOODSERVICE EQUIPMENT FINISHES		
SS-1	COUNTERTOP, TRAYSIDE - THICK QUARTZ - ZODIAC-CELESTIAL BLUE	
PL-1	COUNTER FRONT - 3/4" PLYWOOD WITH WHITE MELAMINE FINISH ON UNEXPOSED SIDE, & ALL EXPOSED COVERED IN PLASTIC LAMINATE FORMICA, 6208-LX, GLAMOUR CHERRY	
TL-1	2" X 2" MOSAIC GLAZED TILE - CERAMIC VOGUE or ROYAL MOSA. FINISH: TRANSPARENZA. MOSAIC COLORS: Albicocca(orange), Giallo(yellow), Lavanda(lavender), Giada(light green), Grigio(medium grey), Ferro(dark grey) - PROVIDE EQUAL AMOUNTS OF 6 COLORS APPLIED IN RANDOM PATTERN	
TR-1	TILE TRIM-STAINLESS STEEL EDGE STRIP SCHLUTTER SYSTEMS, QUADDEC, OR APPROVED EQUAL	

PARTS LIST			
ID.#	QTY.	DESCRIPTION	MFG. & MODEL NUMBER
1	2	CASH DRAWER	RISCO #MS-100

BUYOUT LIST			
ID.#	QTY.	DESCRIPTION	MFG. & MODEL NUMBER
1	2	POS SYSTEM	VERIFY MAKE & MODEL

These Items ARE NOT PROVIDED BY NATIONWIDE
★ Items That Must Be Shipped To Nationwide For Installation

UL LISTED

10923 LEROY DRIVE
NORTHGLENN, CO. 80233

Nationwide Fabrication, Inc. PHONE: (303) 853-0107 FAX: (303) 853-0114

DATE: 2-22-10 PROJECT: JOLIET JR. COLLEGE Joliet, IL

DRAWN BY: CUSHING

CHECKED BY: CUSTOMER: EDWARD DON North Riverside, IL

SCALE: AS NOTED

ITEMS THIS SHEET: ITEM:119 CAFETERIA COUNTER, ITEM:127 CAFETERIA COUNTER - SECTIONS ITEM:138 CASHIER COUNTER

REVISIONS:
4-19-11 WIDDIFIELD

CONSULTANT: Mackesey And Associates LLC Crystal Lake, IL

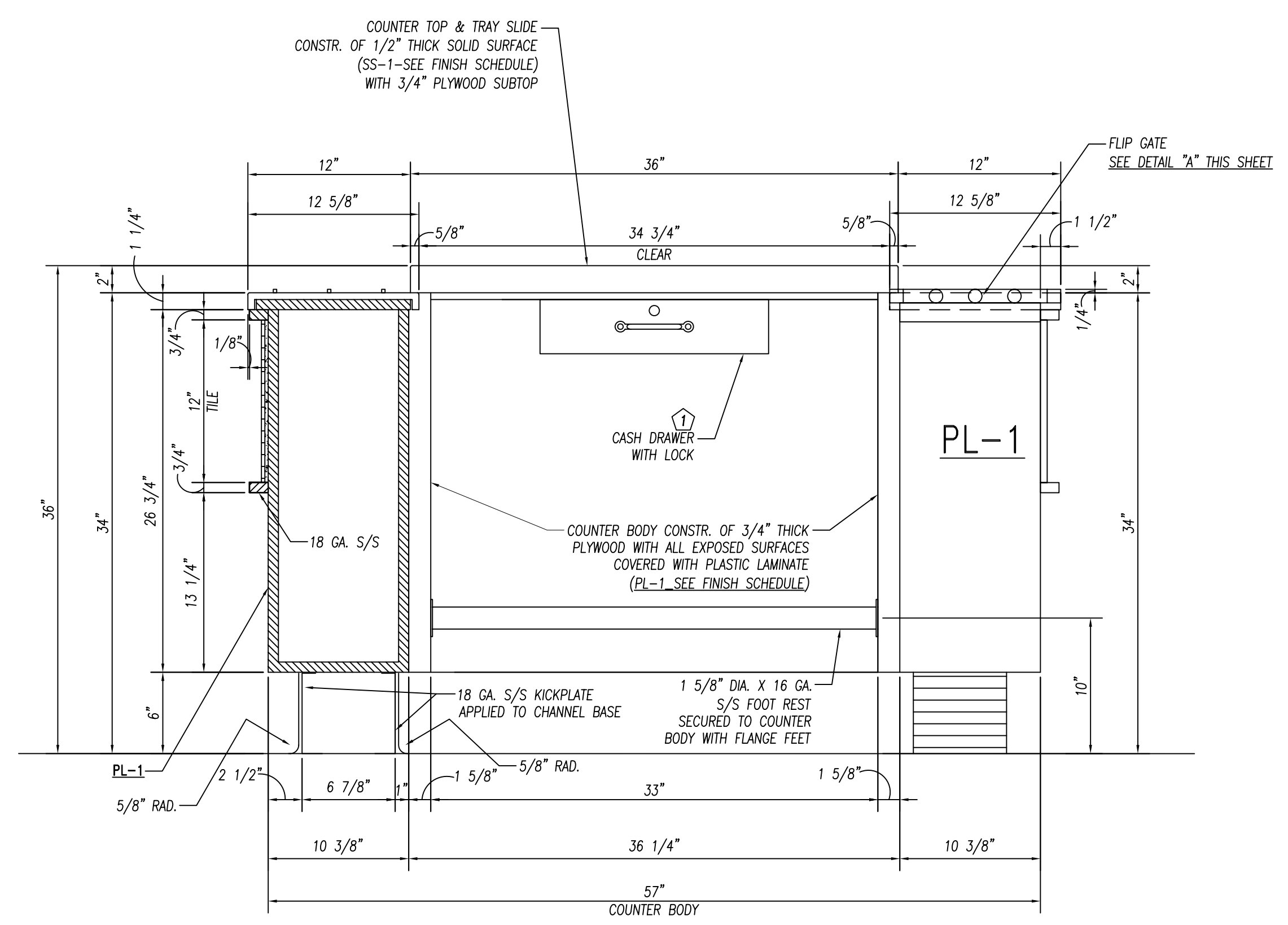
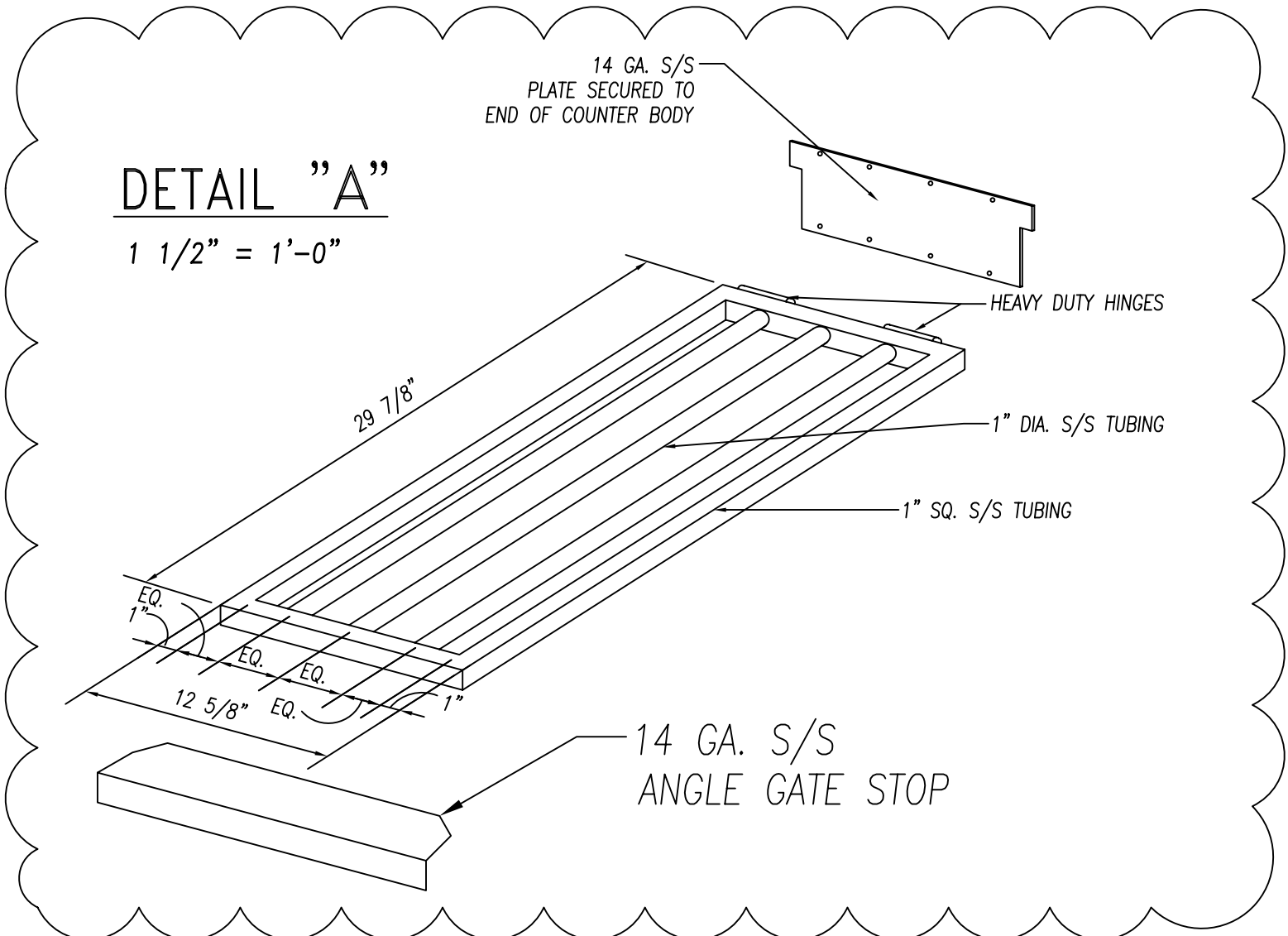
PAGE NUMBER: 20 OF 24

JOB NUMBER: 5789

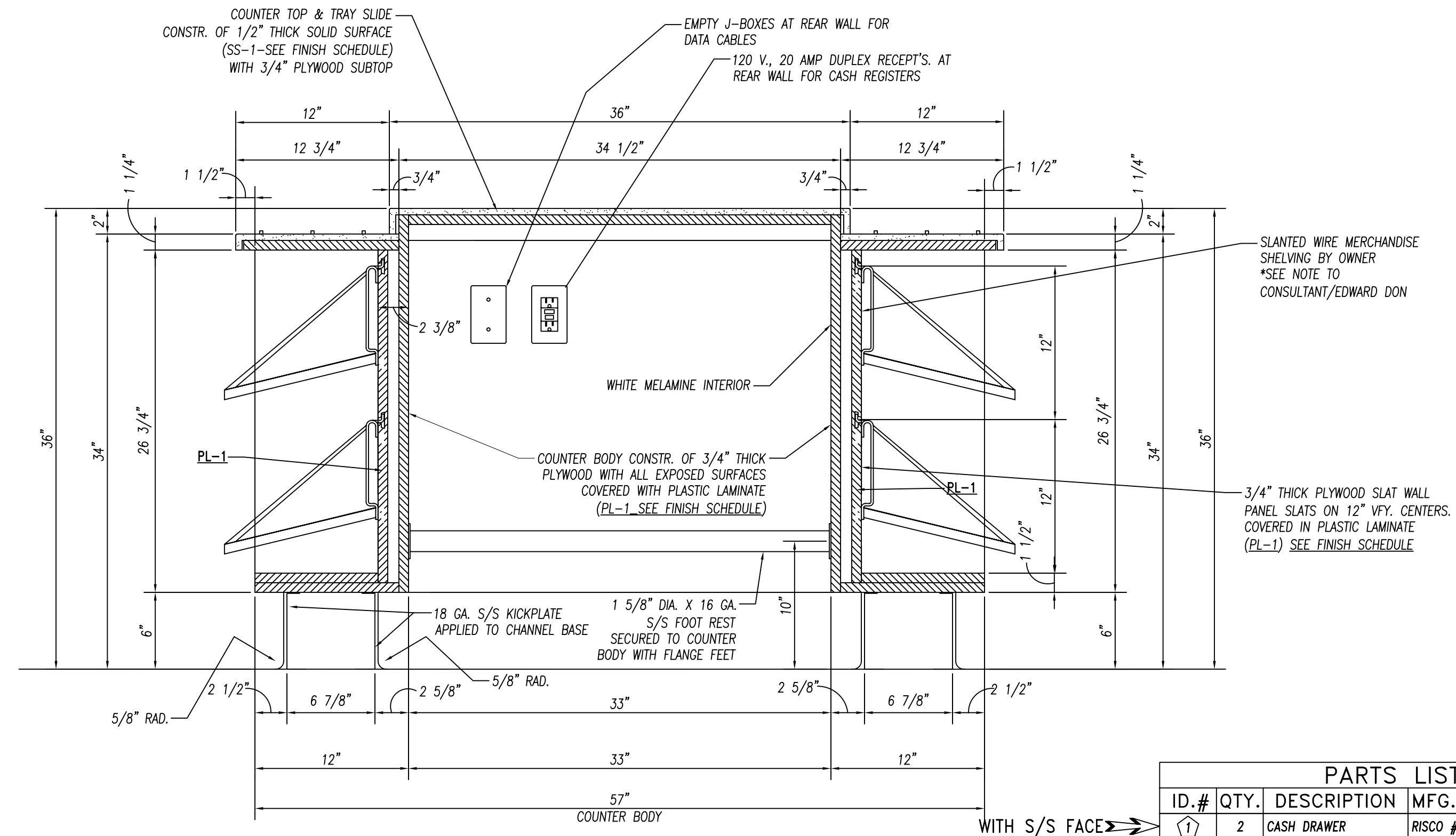
GENERAL NOTES		
NO.	DESCRIPTION	MATERIAL
1	TOPS AND SINKS	14 GA. S/S
2	REINFORCEMENT-UNEXPOSED	1 1/2" X 4" X 1 1/2" X 14 GA. GALV. CHANNEL
3	REINFORCEMENT-EXPOSED	1 1/2" X 4" X 1 1/2" X 14 GA. S/S CHANNEL
4	LEGS & CROSSRAILS	1 5/8" DIA. X 16 GA. S/S TUBING
5	REMOV. UNDERSHELVES	16 GA. S/S
6	WALL & OVERSHELVES	16 GA. S/S WITH 14 GA. S/S BRACKETS
7	COUNTER BODY	18 GA. S/S
8	DOOR AND DRAWER FACES	18 GA. S/S DOUBLE PAN CONSTR. SOUND DEADEN WITH STYROFOAM
9	FIXED UNDERSHELVES	16 GA. S/S
10	SOUND DEADENING	FULLY AT UNDERSIDE OF TOPS
11	FASTNERS	CHROME ACORN NUTZ NO EXPOSED FASTNERS

FOODSERVICE EQUIPMENT FINISHES	
SS-1	COUNTERTOP, TRAYSLIDE - 1/2" THICK SOLID SURFACE - FORMICA, COLOR: DENIM SPEX #968
PL-1	COUNTER FRONT - 3/4" PLYWOOD WITH WHITE MELAMINE FINISH ON UNEXPOSED SIDE, & ALL EXPOSED COVERED IN PLASTIC LAMINATE FORMICA, 6208-LX, GLAMOUR CHERRY
TL-1	2" X 2" MOSAIC GLAZED TILE - CERAMIC VOGUE or ROYAL MOSA. FINISH: TRANSPARENZA. MOSAIC COLORS: Albicocca(orange), Gallo(yellow), Lavanda(lavender), Glada(light green), Grigio(medium grey), Ferro(dark grey) -PROVIDE EQUAL AMOUNTS OF 6 COLORS APPLIED IN RANDOM PATTERN
TR-1	TILE TRIM-STAINLESS STEEL EDGE STRIP SCHLUTER SYSTEMS, QUADDEC, OR APPROVED EQUAL

REINFORCEMENT TO BE NOT MORE THAN 30" O.C. WITH INTERSECTIONS OF CHANNELS FULLY WELDED. SOUND DEADENING MASTIC TO BE APPLIED BETWEEN TOP & CHANNEL REINFORCEMENT ONLY.



SECTION $\frac{1}{21}$
1 1/2" = 1'-0"



SECTION $\frac{2}{21}$
1 1/2" = 1'-0"

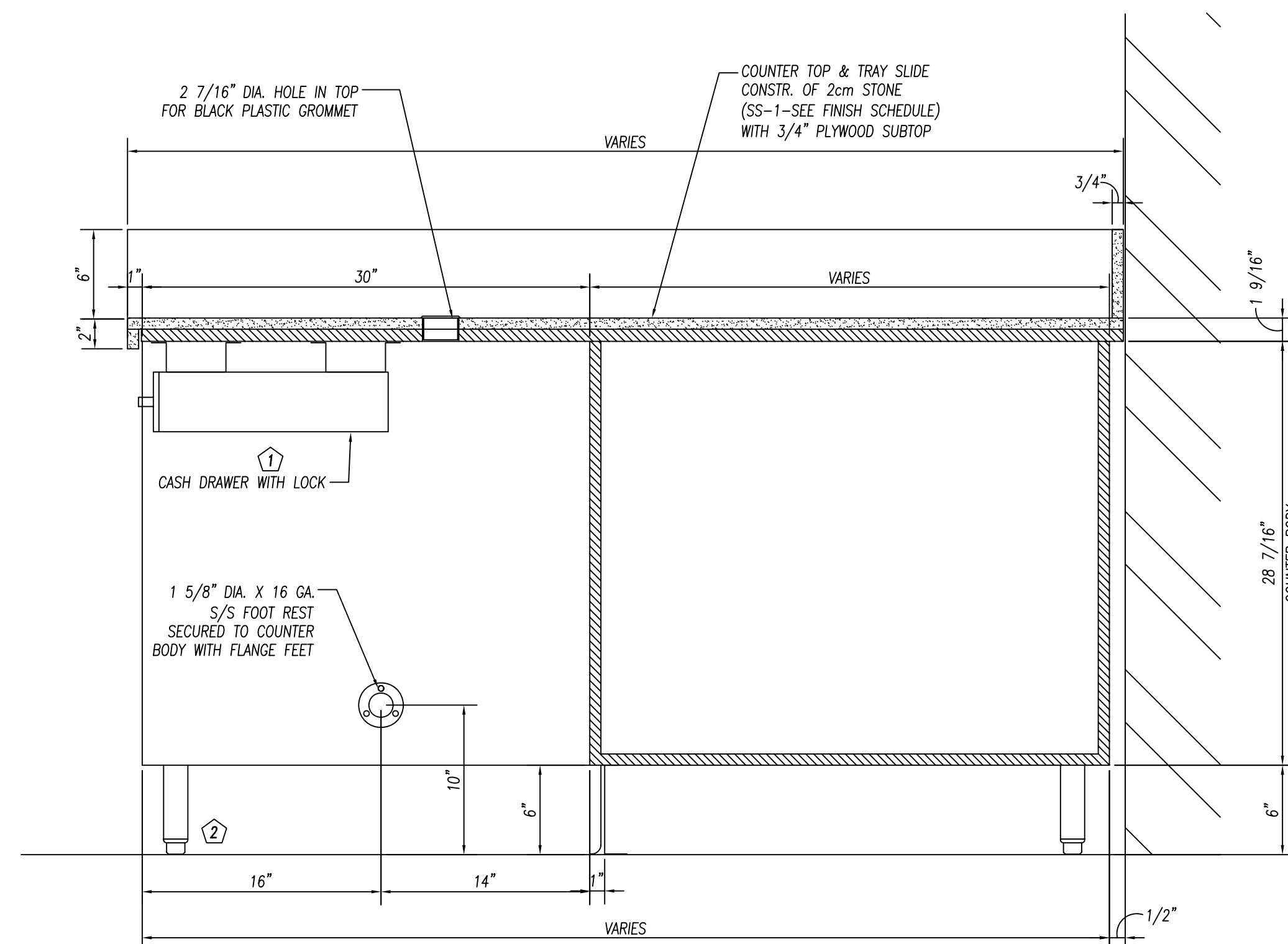
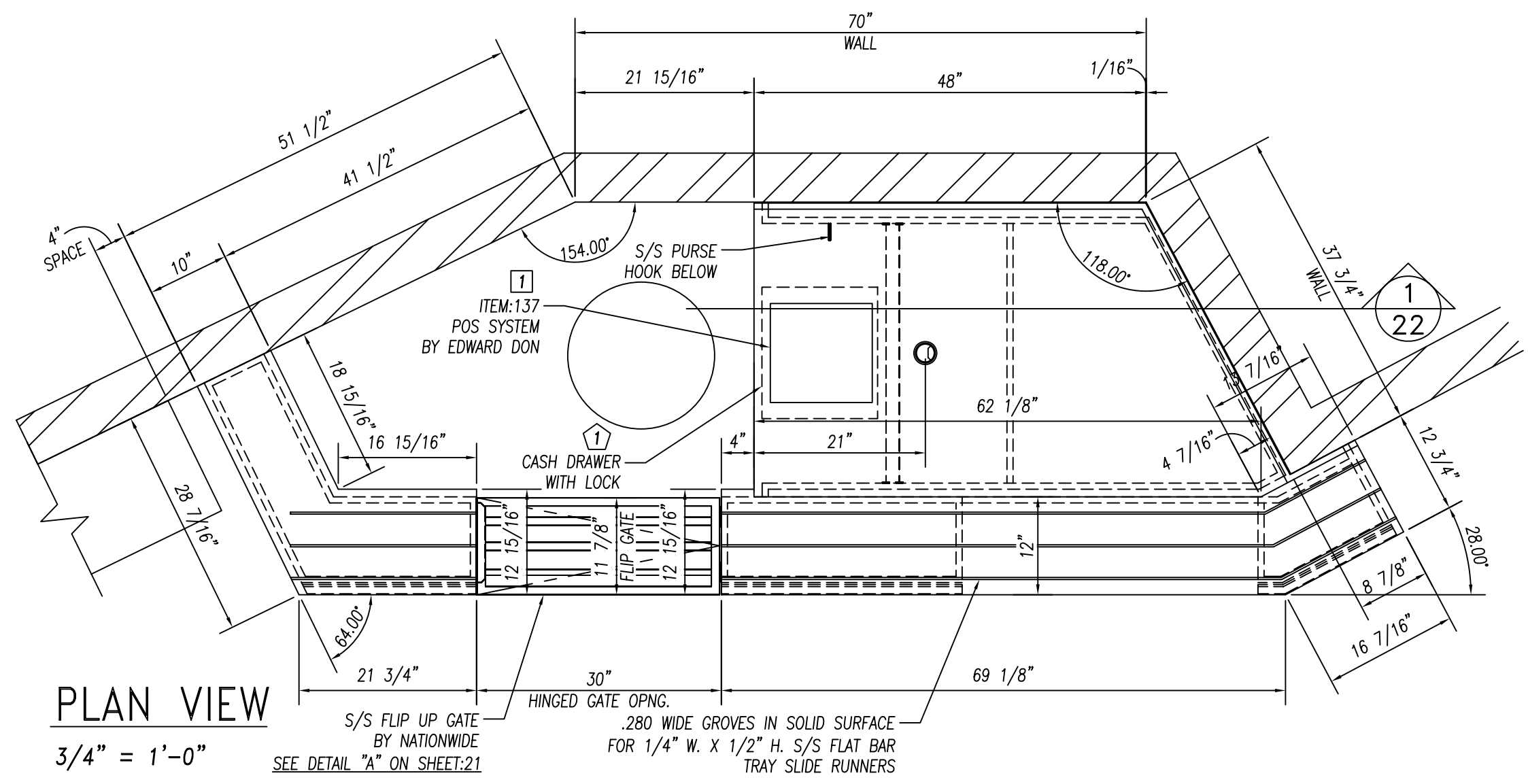
PARTS LIST			
ID.#	QTY.	DESCRIPTION	MFG. & MODEL NUMBER
1	2	CASH DRAWER	RISCO #MS-100

BUYOUT LIST			
ID.#	QTY.	DESCRIPTION	MFG. & MODEL NUMBER
1	2	POS SYSTEM	VERIFY MAKE & MODEL

These Items ARE NOT PROVIDED BY NATIONWIDE
★ Items That Must Be Shipped To Nationwide For Installation

		10923 LEROY DRIVE NORTHGLENN, CO. 80233 PHONE: (303) 853-0107 FAX: (303) 853-0114	
	DATE: 2-22-10 DRAWN BY: CUSHING CHECKED BY: SCALE: AS NOTED ITEMS THIS SHEET:		
REVISIONS:		ITEM: 138 CASHIER COUNTER SECTIONS	PAGE NUMBER: 21 OF 24 JOB NUMBER: 5789

CONSULTANT:
Mackesey And Associates LLC
Crystal Lake, IL

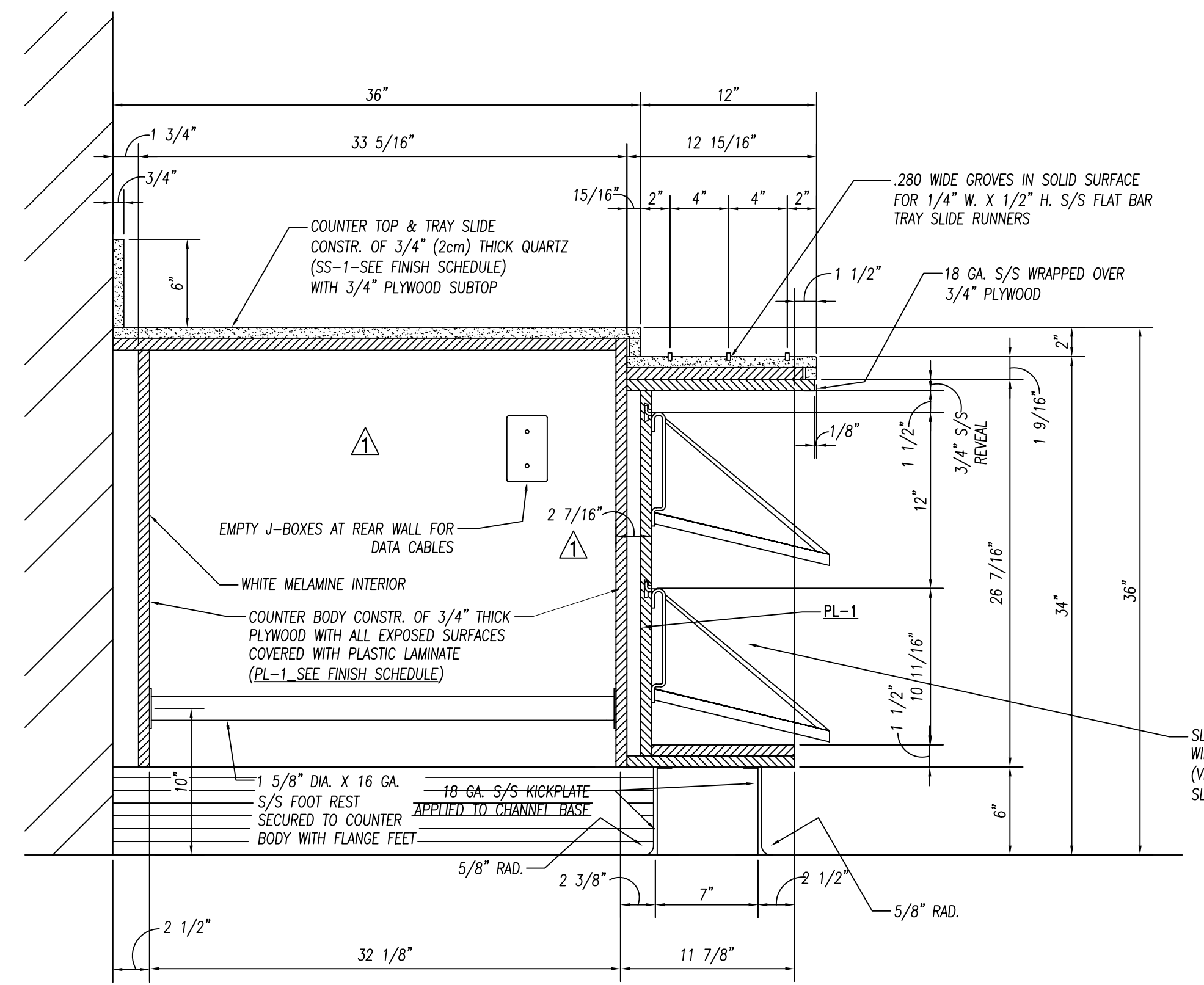
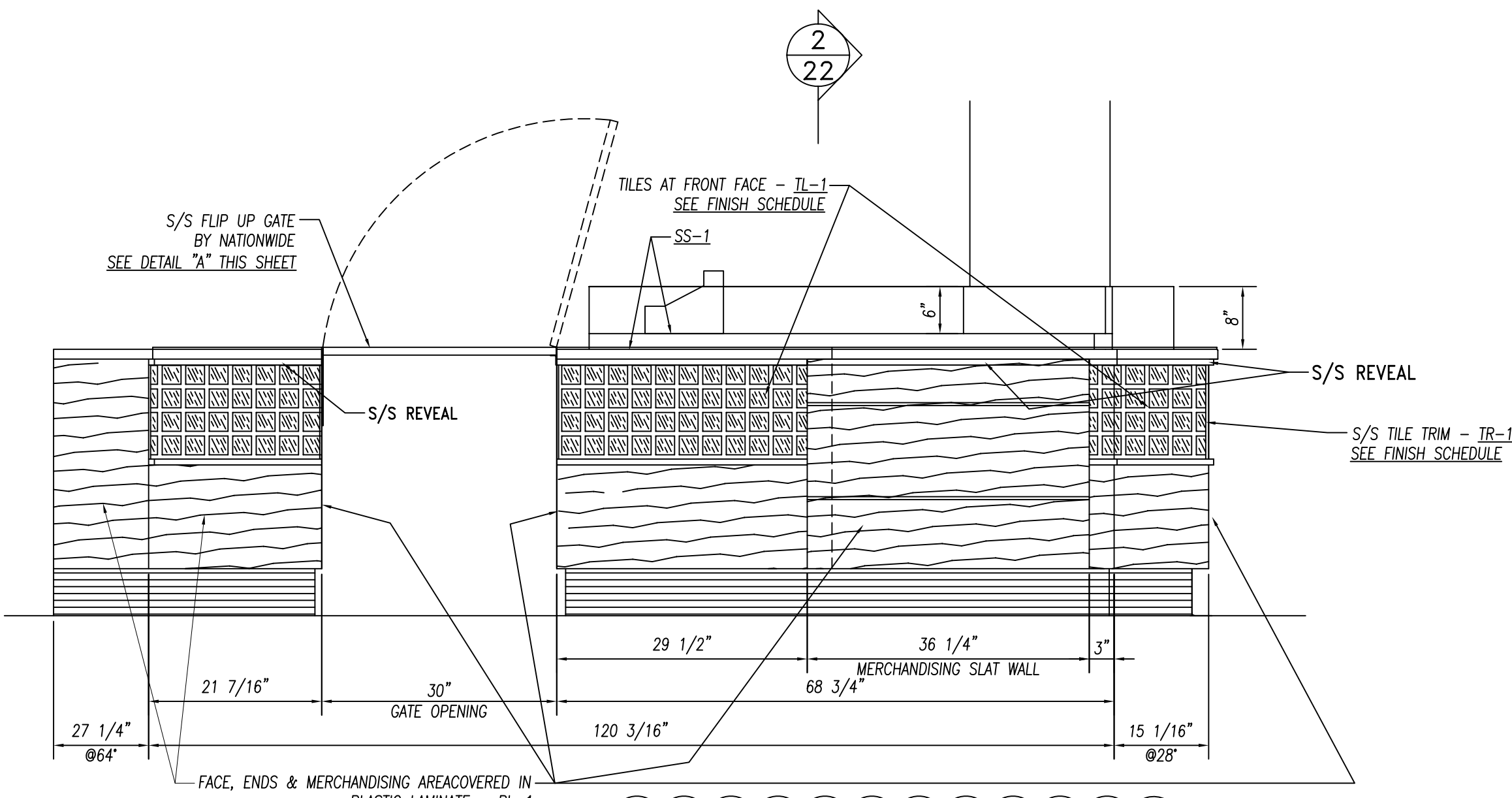
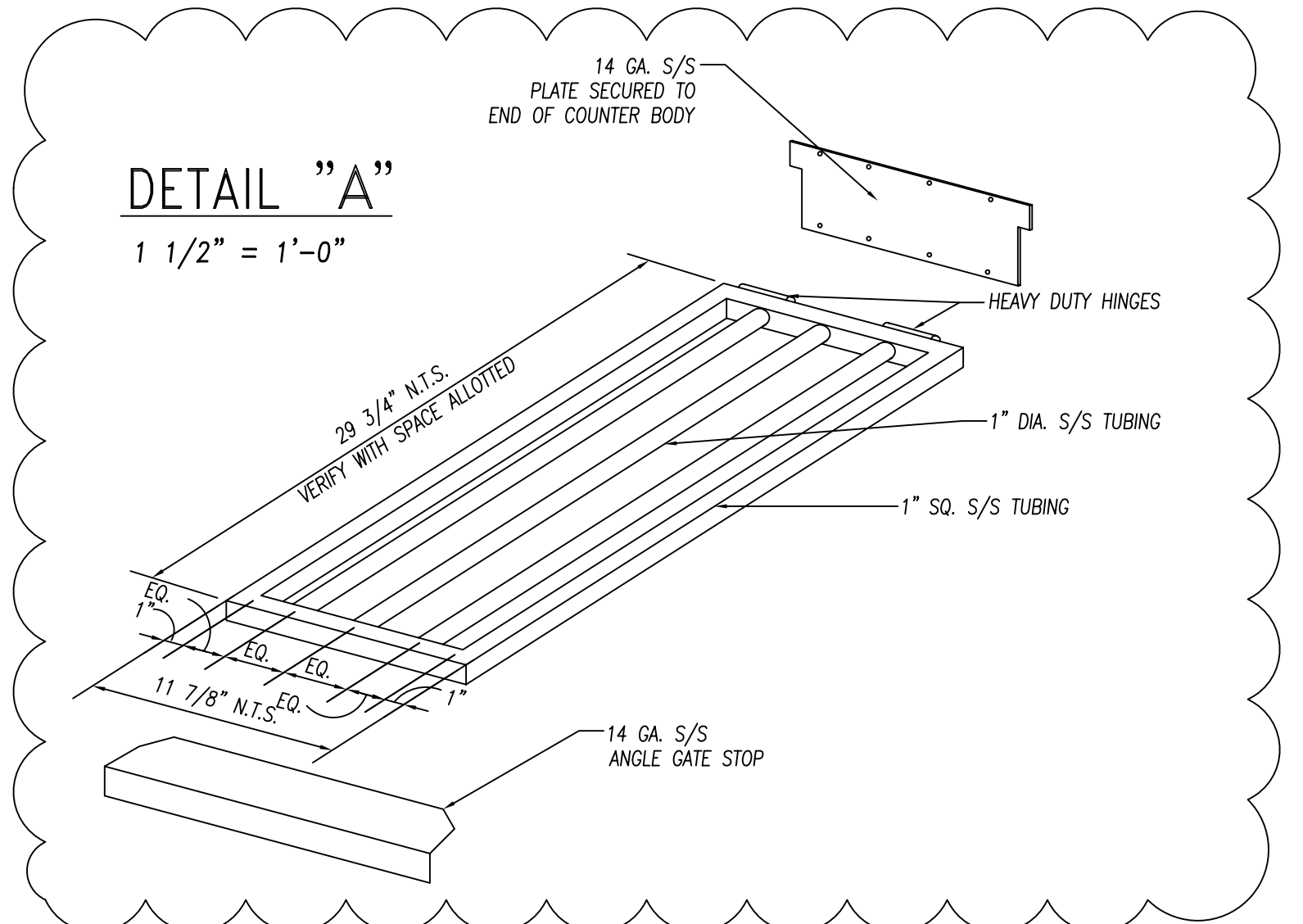


REINFORCEMENT TO BE NOT MORE THAN 30" O.C. WITH INTERSECTIONS OF CHANNELS FULLY WELDED. SOUND DEADENING MASTIC TO BE APPLIED BETWEEN TOP & CHANNEL REINFORCEMENT ONLY.

GENERAL NOTES		
NO.	DESCRIPTION	MATERIAL
1	TOPS AND SINKS	14 GA. S/S
2	REINFORCEMENT-UNEXPOSED	1 1/2" X 4" X 1 1/2" X 14 GA. GALV. CHANNEL
3	REINFORCEMENT-EXPOSED	1 1/2" X 4" X 1 1/2" X 14 GA. S/S CHANNEL
4	LEGS & CROSSRAILS	1 5/8" DIA. X 16 GA. S/S TUBING
5	REMOV. UNDERSHELVES	16 GA. S/S
6	WALL & OVERSHELVES	16 GA. S/S WITH 14 GA. S/S BRACKETS
7	COUNTER BODY	18 GA. S/S
8	DOOR AND DRAWER FACES	18 GA. S/S DOUBLE PAN CONSTR. SOUND DEADEN WITH STYROFOAM
9	FIXED UNDERSHELVES	16 GA. S/S
10	SOUND DEADENING	FULLY AT UNDERSIDE OF TOPS
11	FASTNERS	CHROME ACORN NUTS NO EXPOSED FASTNERS

FOODSERVICE EQUIPMENT FINISHES	
SS-1	COUNTERTOP, TRAYS/SLIDE - 3/4" (2cm) THICK QUARTZ - ZODIAC-CELESTIAL BLUE
PL-1	COUNTER FRONT - 3/4" PLYWOOD WITH WHITE MELAMINE FINISH ON UNEXPOSED SIDE. & ALL EXPOSED COVERED IN PLASTIC LAMINATE FORMICA, 6208-LX, GLAMOUR CHERRY
TL-1	2" X 2" MOSAIC GLAZED TILE - CERAMIC VOGUE or ROYAL MOSA. FINISH: TRANSPARENZIA. MOSAIC COLORS: Albicocca(orange), Gallo(yellow), Lavanda(lavender), Gladi(light green), Grigio(medium grey), Ferro(dark grey) - PROVIDE EQUAL AMOUNTS OF 8 COLORS APPLIED IN RANDOM PATTERN
TR-1	TILE TRIM-STAINLESS STEEL EDGE STRIP SCHLUTER SYSTEMS, QUADCEQ, OR APPROVED EQUAL

RELEASED FOR FAB.
4-5-11

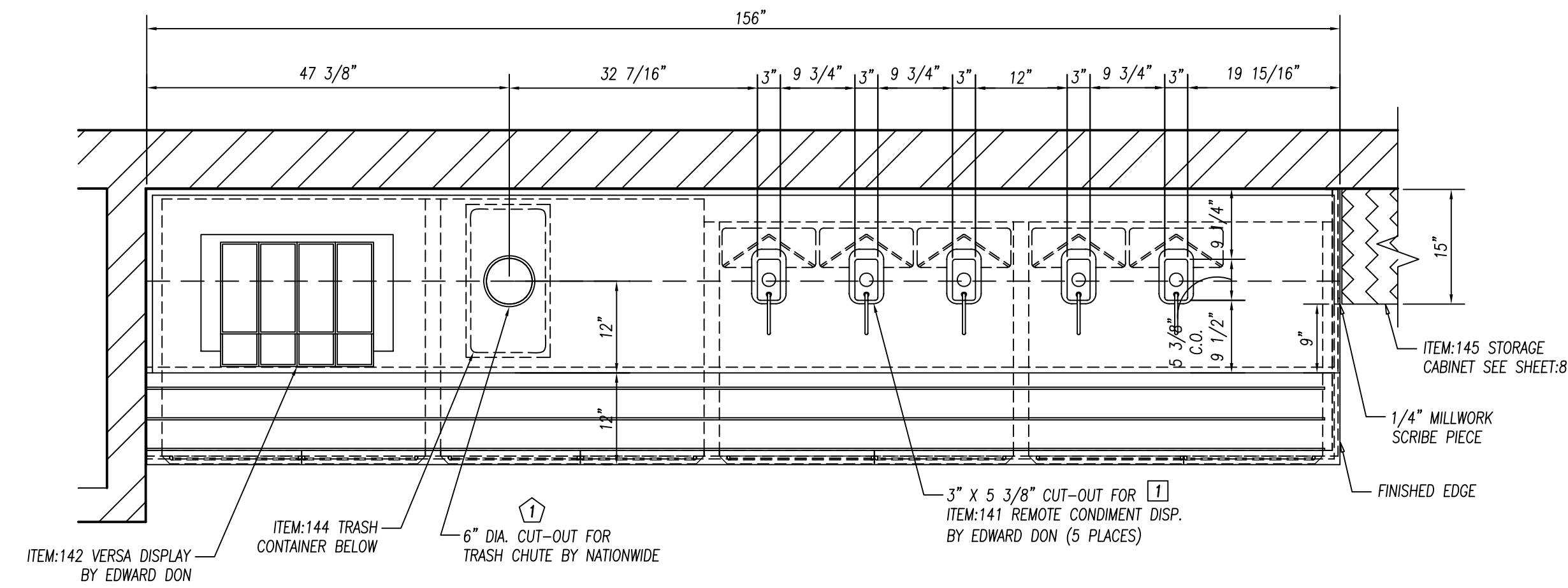


PARTS LIST			
ID.#	QTY.	DESCRIPTION	MFG. & MODEL NUMBER
1	1	CASH DRAWER	RISCO #MS-100
2	2	S/S BULLET FEET	COMPONENT HARDWARE #A10-0851

BUYOUT LIST			
ID.#	QTY.	DESCRIPTION	MFG. & MODEL NUMBER
1	1	POS SYSTEM	VERIFY MAKE & MODEL

These Items ARE NOT PROVIDED BY NATIONWIDE
★ Items That Must Be Shipped To Nationwide For Installation

		10923 LEROY DRIVE NORTHGLENN, CO. 80233 PHONE: (303) 853-0107 FAX: (303) 853-0114	
	DATE: 2-22-10 DRAWN BY: CUSHING CHECKED BY:		
REVISIONS: 4-5-11 WIDDIFIELD	SCALE: AS NOTED ITEMS THIS SHEET:	CONSULTANT: Mackesey And Associates LLC Crystal Lake, IL	PAGE NUMBER: 22 OF 24 JOB NUMBER: 5789



PLAN VIEW

3/4" = 1'-0"

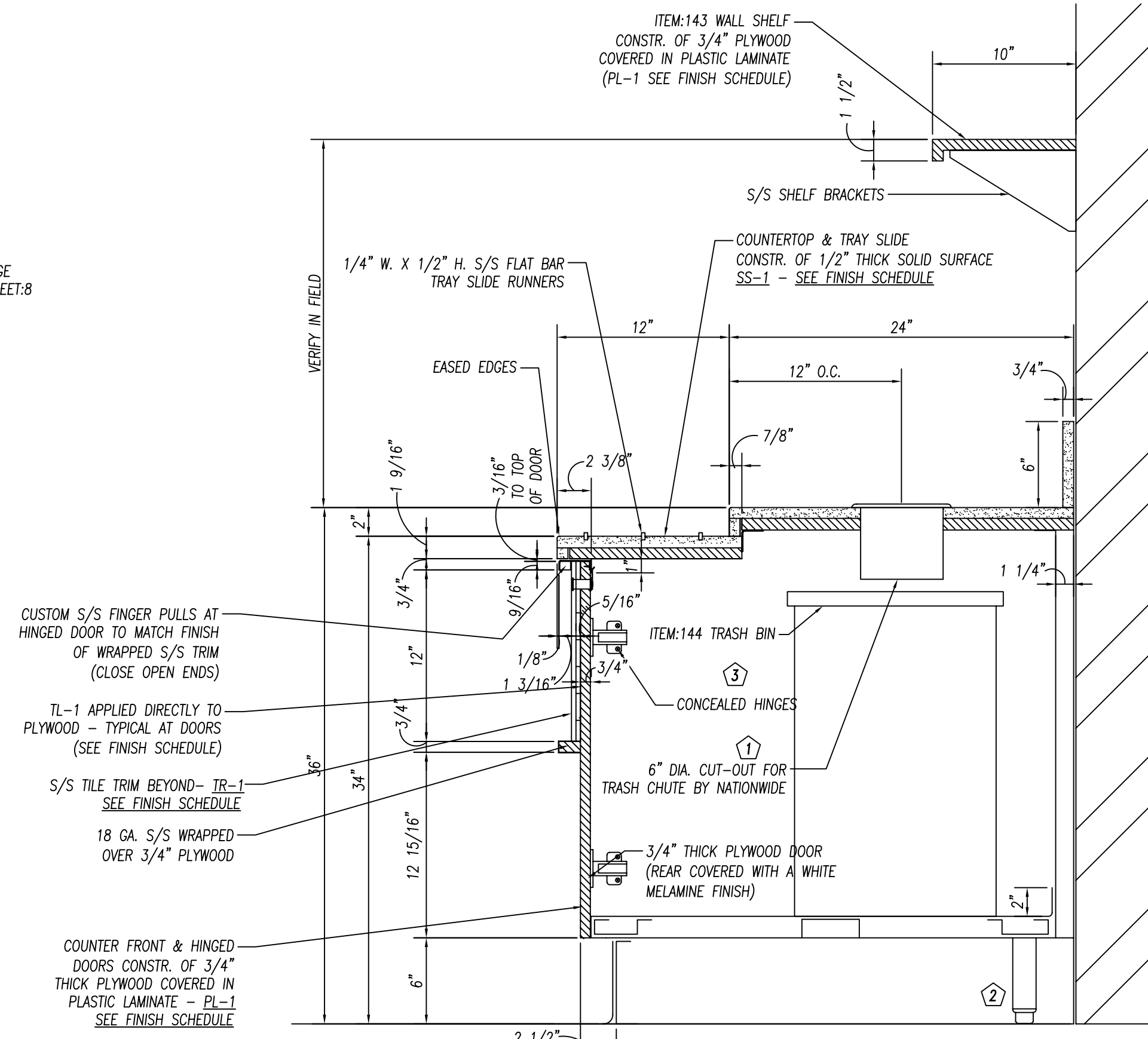
ITEM:140 CAFETERIA COUNTER

(1) REQ'D

ITEM:143 WALL SHELF

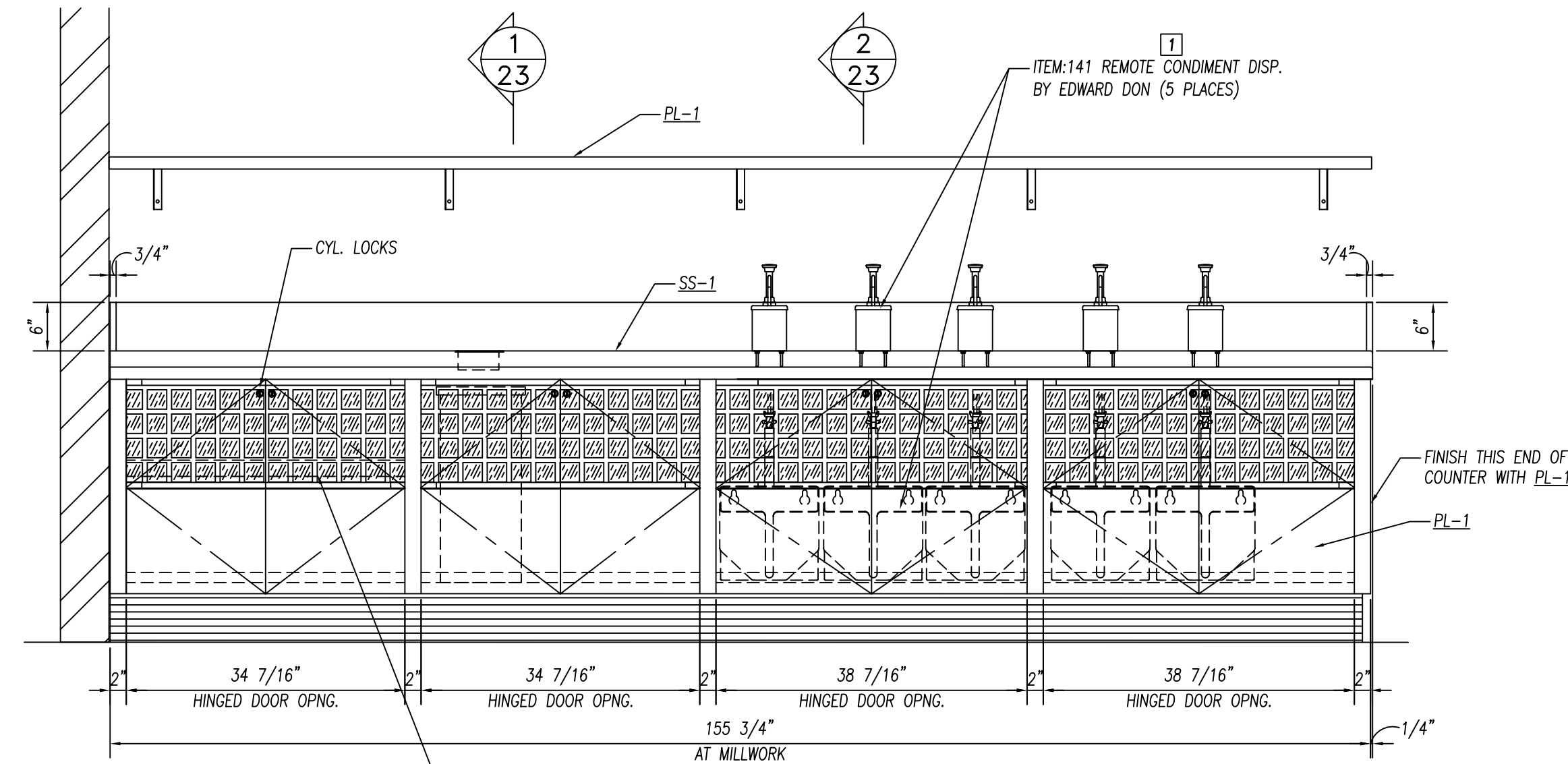
(1) REQ'D

BUILD 1 PC.



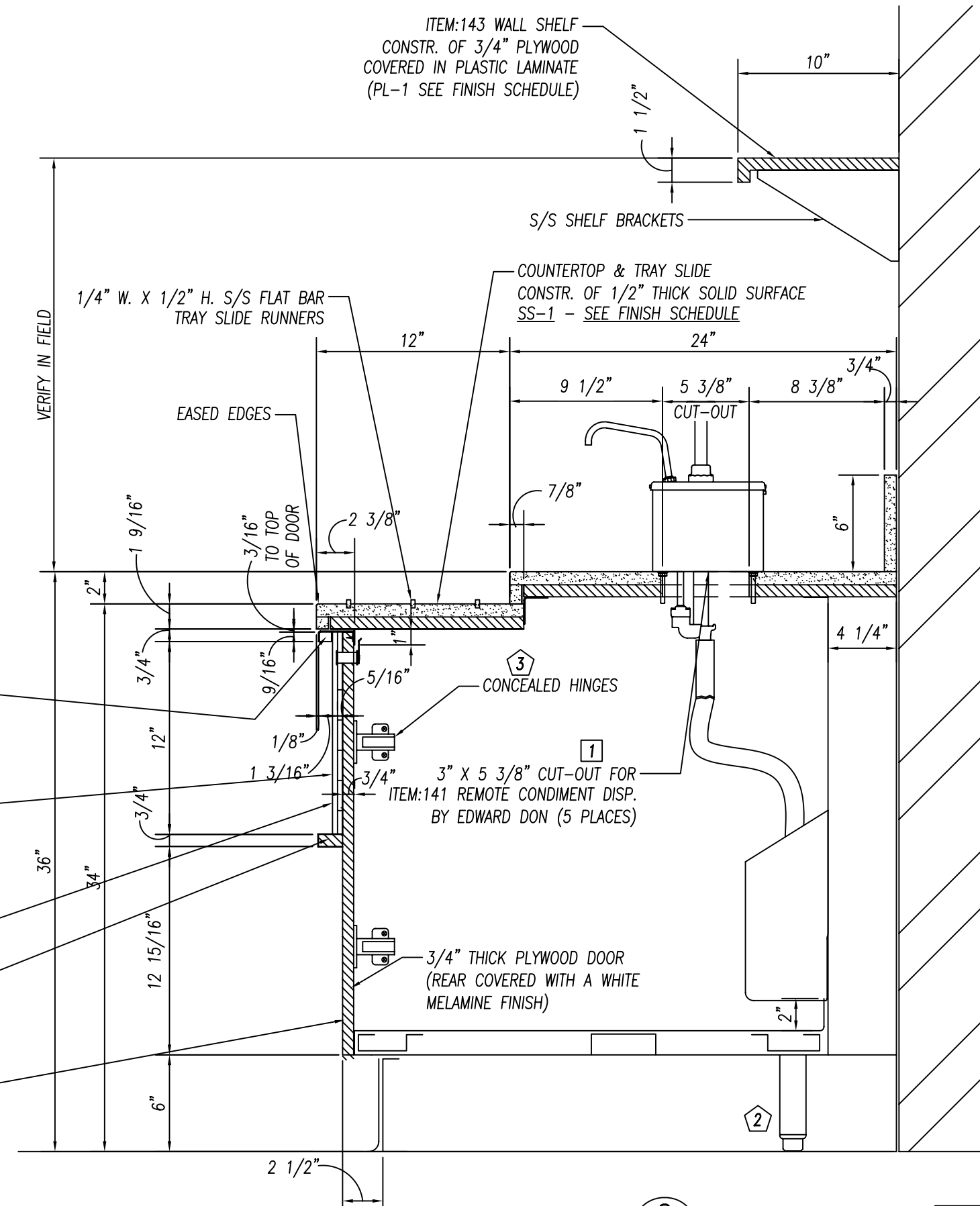
SECTION 1/23

1 1/2" = 1'-0"



ELEVATION

3/4" = 1'-0"



SECTION 2/23

1 1/2" = 1'-0"

GENERAL NOTES		
NO.	DESCRIPTION	MATERIAL
1	TOPS AND SINKS	14 GA. S/S
2	REINFORCEMENT-UNEXPOSED	1 1/2" X 4" X 1 1/2" X 14 GA. GALV. CHANNEL
3	REINFORCEMENT-EXPOSED	1 1/2" X 4" X 1 1/2" X 14 GA. S/S CHANNEL
4	LEGS & CROSSRAILS	1 5/8" DIA. X 16 GA. S/S TUBING
5	REMOV. UNDERSHELVES	16 GA. S/S
6	WALL & OVERSHELVES	16 GA. S/S WITH 14 GA. S/S BRACKETS
7	COUNTER BODY	18 GA. S/S
8	DOOR AND DRAWER FACES	18 GA. S/S DOUBLE PAN CONSTR. SOUND DEADEN WITH STYROFOAM
9	FIXED UNDERSHELVES	16 GA. S/S
10	SOUND DEADENING	FULLY AT UNDERSIDE OF TOPS
11	FASTNERS	CHROME ACORN NUTZ NO EXPOSED FASTNERS

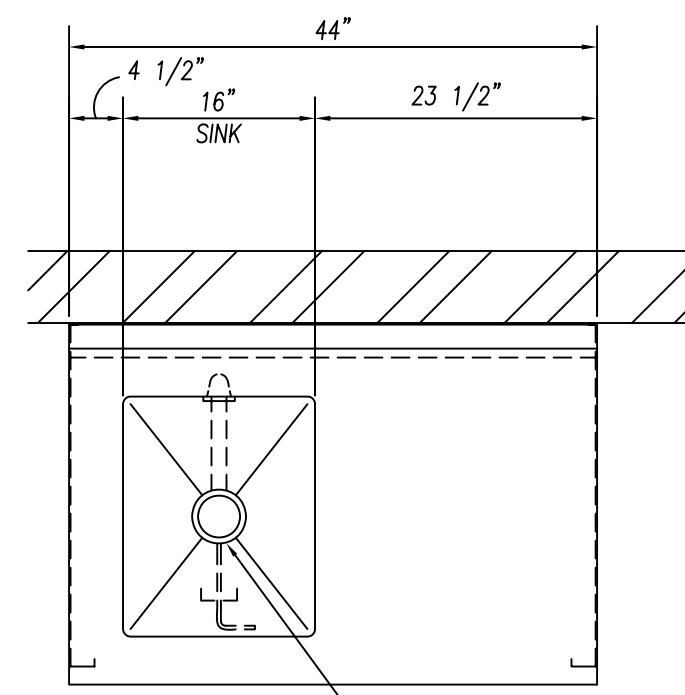
FOODSERVICE EQUIPMENT FINISHES	
SS-1	COUNTERTOP, TRAYS/SLIDE - 1/2" THICK SOLID SURFACE - FORMICA, COLOR: DENIM SPEX #936
PL-1	COUNTER FRONT - 3/4" PLYWOOD WITH WHITE MELAMINE FINISH ON UNEXPOSED SIDE. & ALL EXPOSED COVERED IN PLASTIC LAMINATE FORMICA, 6208-LX, GLAMOUR CHERRY
TL-1	2" X 2" MOSAIC GLAZED TILE - CERAMIC VOGUE or ROYAL MOSA. FINISH: TRANSPARENZIA. MOSAIC COLORS: Albicocca(orange), Gallo(yellow), Lavanda(lavender), Gladi(light green), Grigio(medium grey), Ferro(dark grey) -PROVIDE EQUAL AMOUNTS OF 6 COLORS APPLIED IN RANDOM PATTERN
TR-1	TILE TRIM-STAINLESS STEEL EDGE STRIP SCHLUTER SYSTEMS, QUADREC, OR APPROVED EQUAL

PARTS LIST			
ID.#	QTY.	DESCRIPTION	MFG. & MODEL NUMBER
1	1	S/S TRASH CHUTE	COMPONENT HARDWARE #J92-1000
2	8	S/S BULLET FEET	COMPONENT HARDWARE #A10-0851
3	8 PR	CONCEALED HINGES	BLUM OR EQUAL (TBD)

BUYOUT LIST			
ID.#	QTY.	DESCRIPTION	MFG. & MODEL NUMBER
1	5	REMOTE COND. DISP.	SERVER PRODUCTS #85883

★ Items That **ARE NOT PROVIDED BY NATIONWIDE**
★ Items That **Must Be Shipped To Nationwide For Installation**

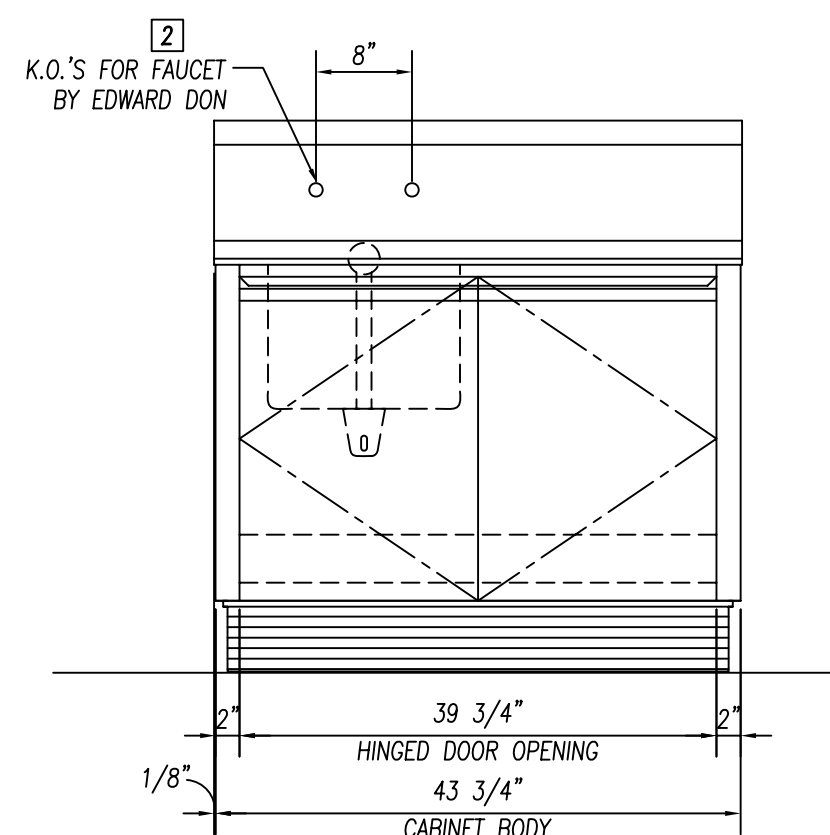
		10923 LEROY DRIVE NORTHGLENN, CO. 80233 PHONE: (303) 853-0107 FAX: (303) 853-0114	
	PROJECT: JOLIET JR. COLLEGE Joliet, IL		
DATE: 2-22-10 DRAWN BY: CUSHING CHECKED BY:	CUSTOMER: EDWARD DON North Riverside, IL	PAGE NUMBER: 23 OF 24	JOB NUMBER: 5789
REVISIONS:	CONSULTANT: Mackesey And Associates LLC Crystal Lake, IL	ITEM:140 CAFETERIA COUNTER ITEM:143 WALL SHELF	



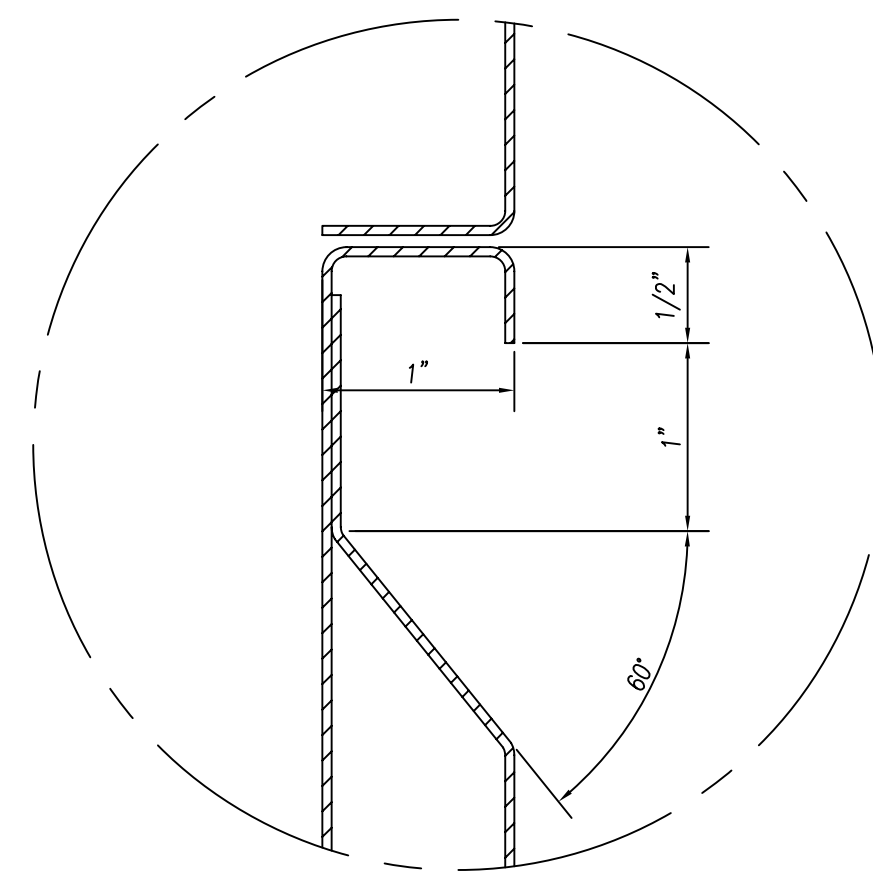
PLAN VIEW
3/4" = 1'-0"

ITEM:103 CAFETERIA COUNTER W/SINK
(1) REQ'D.

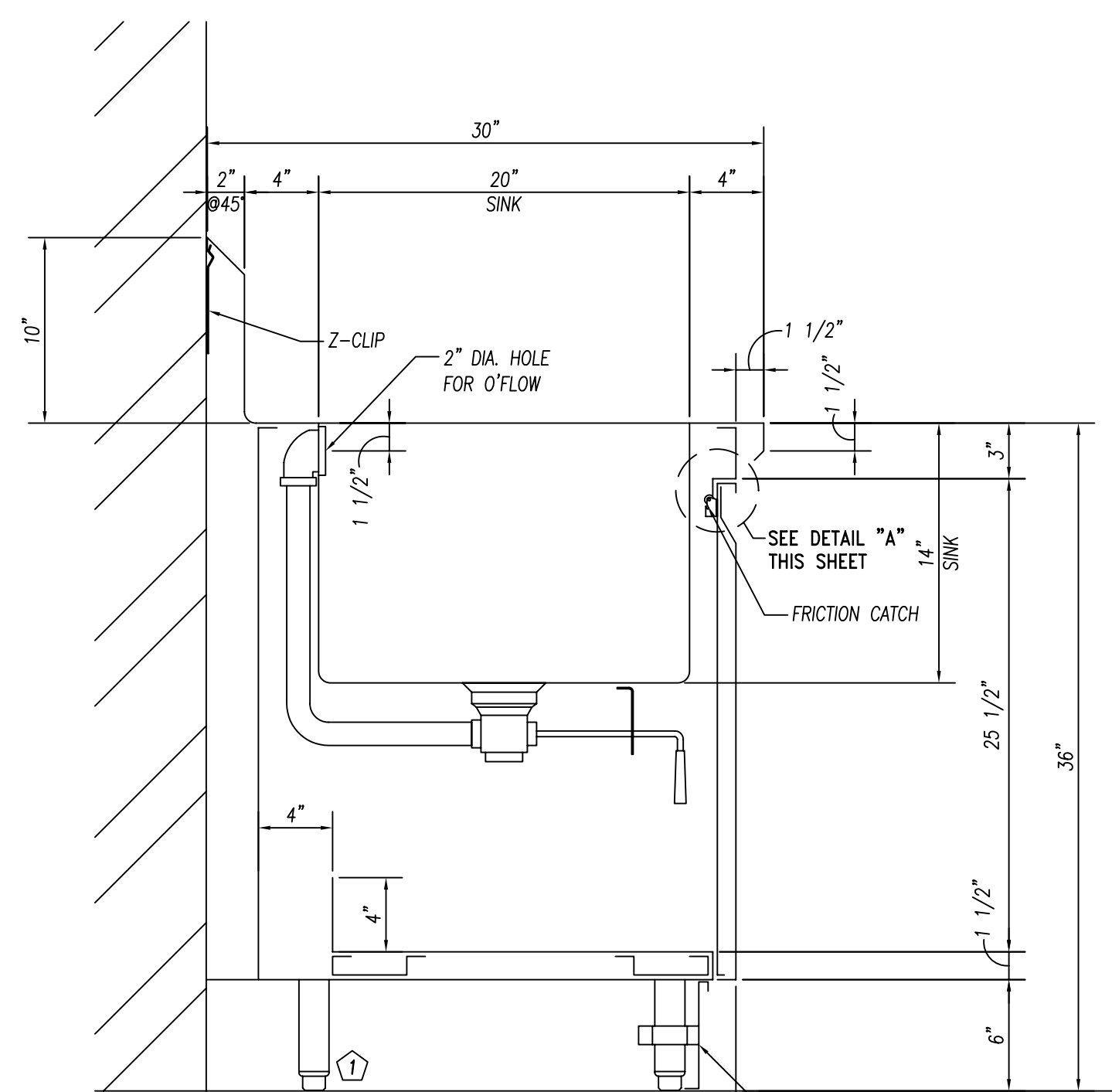
NOTE TO SHOP!
S/S HINGED DOOR HARDWARE
CONSISTS OF S/S LIFT-OFF
HINGES AND FRICTION CATCHES



ELEVATION
3/4" = 1'-0"



DETAIL "A"
FULL SCALE



SECTION
1 1/2" = 1'-0"

NOTE TO EDWARD DON!
VERIFY DIMENSIONS FOR
ITEM:115 S/S TRIM

ITEM:115 S/S TRIM
(1) LOT REQ'D.

NOTE TO SHOP!
UPON VERIFYING DIMENSIONS FOR
ITEM:115 S/S TRIM. REFER TO
STANDARD DETAIL ON SHT:FS6.1
OF THE CONTRACT DRAWINGS

GENERAL NOTES		
NO.	DESCRIPTION	MATERIAL
1	TOPS AND SINKS	14 GA. S/S
2	REINFORCEMENT-UNEXPOSED	1 1/2" X 4" X 1 1/2" X 14 GA. GALV. CHANNEL
3	REINFORCEMENT-EXPOSED	1 1/2" X 4" X 1 1/2" X 14 GA. S/S CHANNEL
4	LEGS & CROSSRAILS	1 5/8" DIA. X 16 GA. S/S TUBING
5	REMOV. UNDERSHELVES	16 GA. S/S
6	WALL & OVERSHELVES	16 GA. S/S WITH 14 GA. S/S BRACKETS
7	COUNTER BODY	18 GA. S/S
8	DOOR AND DRAWER FACES	18 GA. S/S DOUBLE PAN CONSTR. SOUND DEADEN WITH STYROFOAM
9	FIXED UNDERSHELVES	16 GA. S/S
10	SOUND DEADENING	FULLY AT UNDERSIDE OF TOPS
11	FASTNERS	CHROME ACORN NUTZ NO EXPOSED FASTNERS

REINFORCEMENT TO BE NOT MORE THAN 30" O.C. WITH INTERSECTIONS OF CHANNELS FULLY WELDED. SOUND DEADENING MASTIC TO BE APPLIED BETWEEN TOP & CHANNEL REINFORCEMENT ONLY.

PARTS LIST			
ID.#	QTY.	DESCRIPTION	MFG. & MODEL NUMBER
①	4	S/S BULLET FEET	COMPONENT HARDWARE #A10-0851
BUYOUT LIST			
ID.#	QTY.	DESCRIPTION	MFG. & MODEL NUMBER
①	1	LEVER DRAIN W/O'FLOW	T & S #B-3970-01
②	1	FAUCET	T & S #B-0231/B-0199-01 AERATOR

These Items ARE NOT PROVIDED BY NATIONWIDE
★ Items That Must Be Shipped To Nationwide For Installation

		10923 LEROY DRIVE NORTHGLENN, CO. 80233 PHONE: (303) 853-0107 FAX: (303) 853-0114	
	DATE: 2-22-10 DRAWN BY: CUSHING CHECKED BY: SCALE: AS NOTED ITEMS THIS SHEET:		
REVISIONS:		CONSULTANT: Mackesey And Associates LLC Crystal Lake, IL	ITEM:103 CAFETERIA COUNTER W/SINK ITEM:115 S/S TRIM

IMPORTANT!
 THERMO-KOOL WALK-IN FLOOR PANELS ARE DESIGNED TO WITHSTAND UNIFORMLY DISTRIBUTED STATIONARY LOADS OF 600 LBS. PER SQUARE FOOT. THERMO-KOOL'S WARRANTY DOES NOT COVER DAMAGE DUE TO PALLET JACKS, MOBILE CARTS, MOBILE SHELVEING, FORK LIFTS, OR ANY OTHER FORM OF ROLLING TRAFFIC. A CONCRETE WEARING FLOOR MUST BE INSTALLED ON TOP OF THE WALK-IN FLOOR PANELS FOR THIS APPLICATION.

These drawings represent our understanding of the requirements of your order. We submit them to you for the purpose of securing complete approval of sizes, finishes, framing, insulation, dimensions, specifications, and interpretations. The return of these drawings to us with instructions to proceed, or subsequent instructions to that effect, shall constitute complete approval.

Approved by _____ Date _____

WARNING
 DO NOT EXPOSE CARTONED OR STACKED PANELS TO MOISTURE OR HIGH HUMIDITY CONDITIONS DURING STORAGE. STAINING OR OXIDIZING OF METAL SKINS MAY OCCUR.

NOTICE
 THIS ORDER CANNOT BE PLACED INTO PRODUCTION UNTIL WE RECEIVE FINAL APPROVED DRAWING AND SPECIFICATIONS. THE DATE OF RECEIPT CAN AFFECT YOUR PROMISED DELIVERY DATE.

THIS THERMO-KOOL WALK-IN WILL BE MANUFACTURED TO UL & NSF REQUIREMENTS. THERMO-KOOL ACCEPTS NO LIABILITY FOR LOCAL CODE REQUIREMENTS OF WHICH THERMO-KOOL HAS NOT BEEN MADE AWARE IN WRITING PRIOR TO FABRICATION.

Thermo-Kool
 WALK-IN PANEL
 Thermo-Kool/Mid-South Industries, Inc.
 R-14781

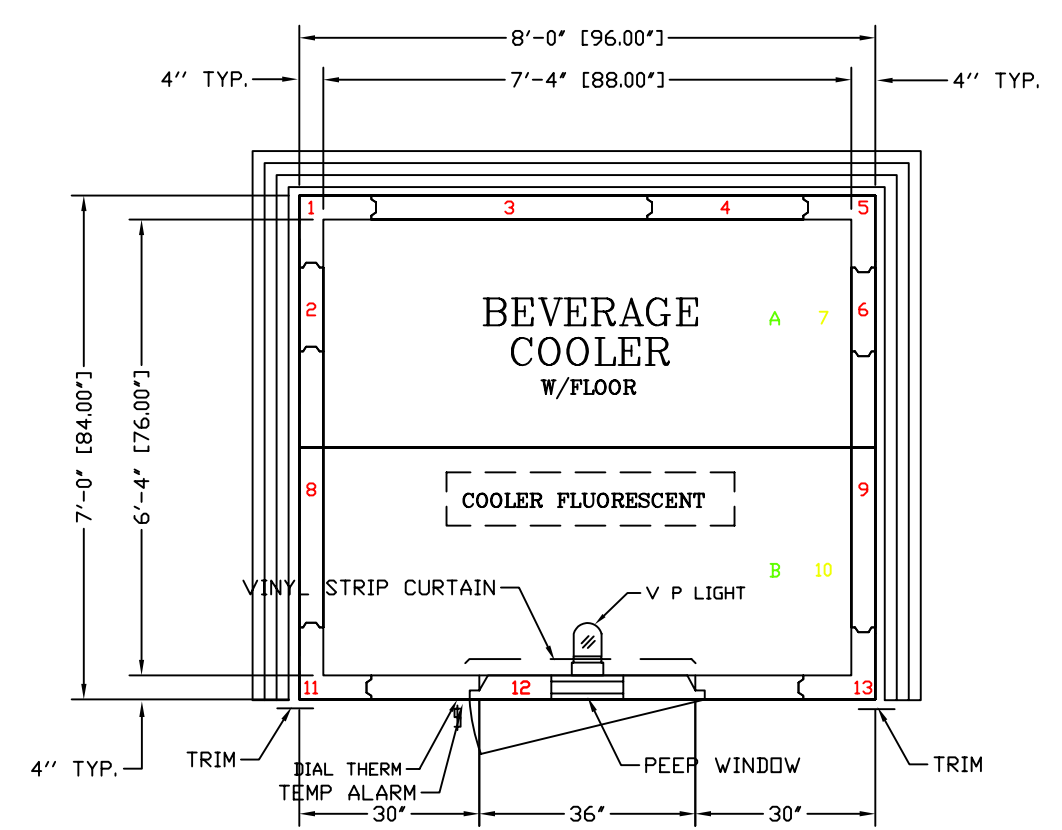
UL CLASSIFIED
 1F68 BUILDING UNITS
 SURFACE BURNING CHARACTERISTICS

	4 in. THICK PAINTED OR UNPAINTED ALUMINUM GALVANIZED OR STAINLESS STEEL PANEL	4 in. THICK PAINTED OR UNPAINTED ALUMINUM GALVANIZED OR STAINLESS STEEL PANEL
FLAME SPREAD	25	15
SMOKE DEVELOPED	450	450
		OVER 500

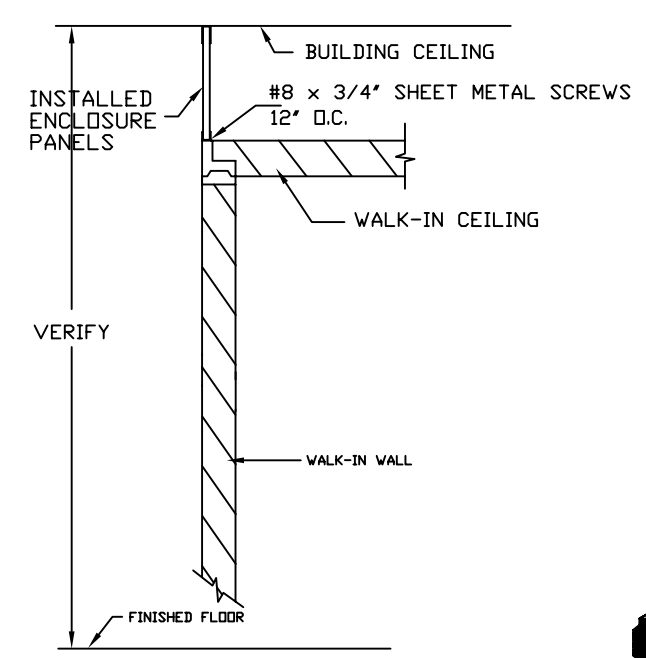
PULL DOWN RATE TO 45° F IS UNRESTRICTED. AFTER 45° F, PULL DOWN RATE SHOULD BE RESTRICTED TO 10° F PER 24 HOUR PERIOD.

"MEETS 2009 ENERGY CODE STANDARDS"

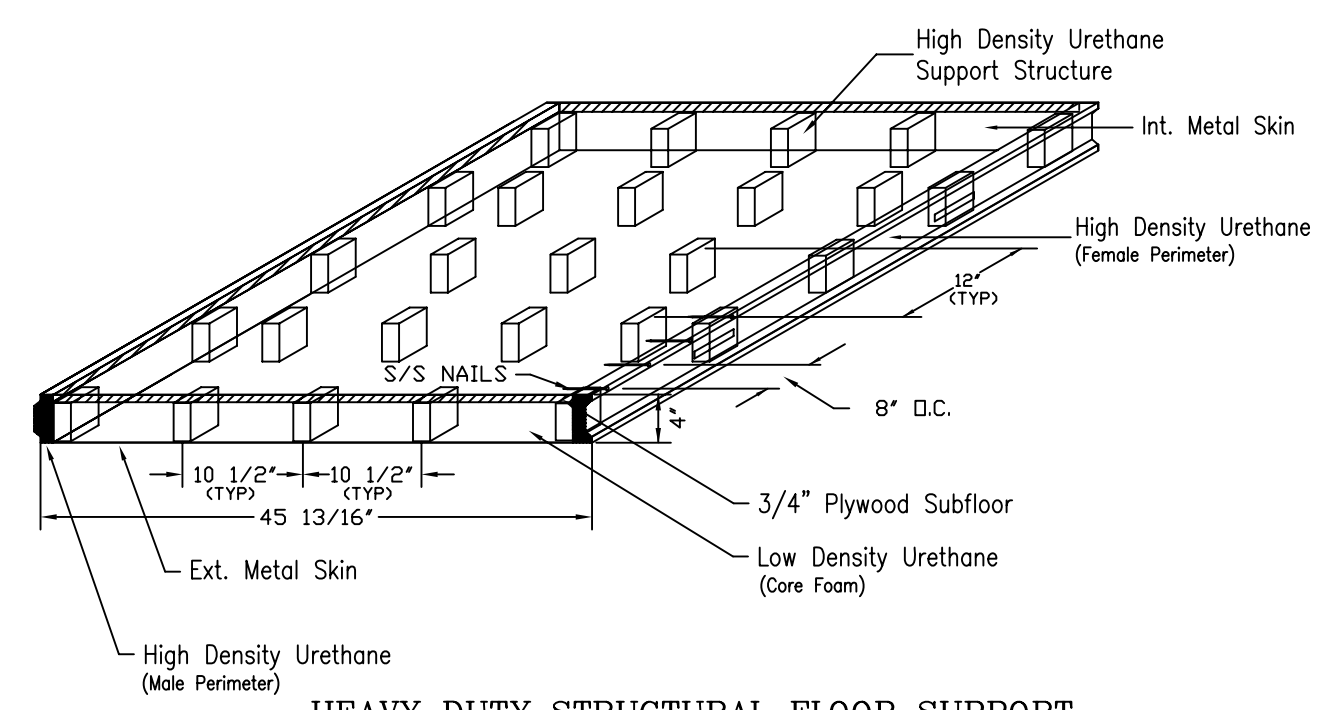
NOT APPROVED



EDWARD DON & COMPANY



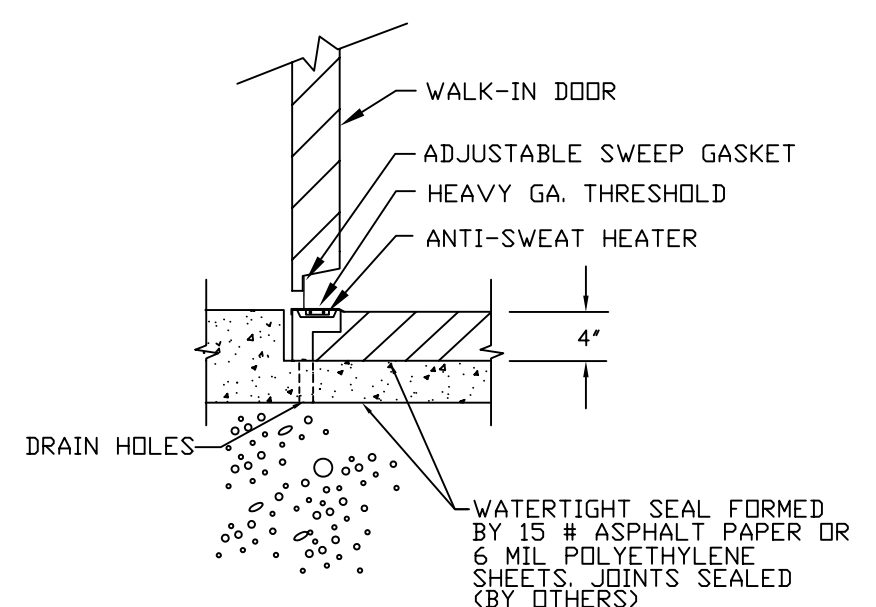
ENCLOSURE PANEL DETAIL



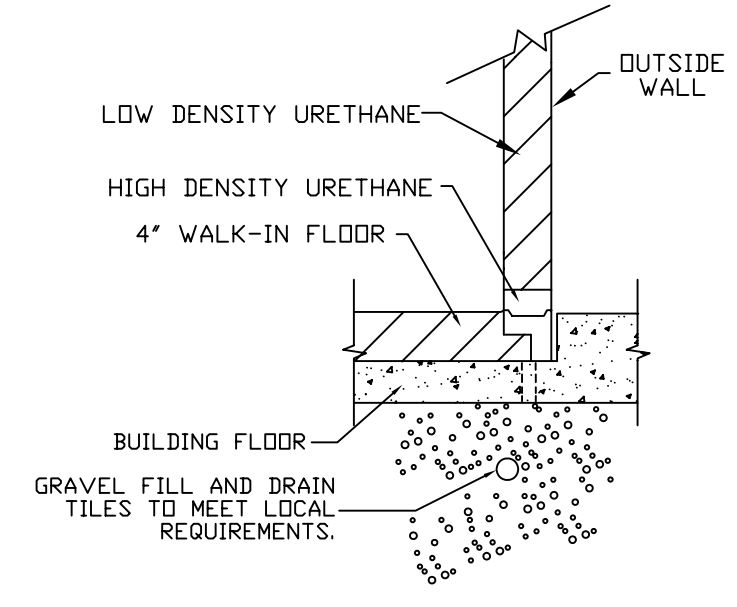
HEAVY DUTY STRUCTURAL FLOOR SUPPORT

* SEE Heavy Duty Structural Floor Support DETAIL

THERMO-KOOL WALK-IN FLOOR PANELS ARE DESIGNED TO WITHSTAND UNIFORMLY DISTRIBUTED STATIONARY LOADS OF 600 LBS. PER SQUARE FOOT. THERMO-KOOL'S WARRANTY DOES NOT COVER DAMAGE DUE TO PALLET JACKS, MOBILE CARTS, MOBILE SHELVEING, FORK LIFTS, OR ANY OTHER FORM OF ROLLING TRAFFIC. A CONCRETE WEARING FLOOR MUST BE INSTALLED ON TOP OF THE WALK-IN FLOOR PANELS FOR THIS APPLICATION.

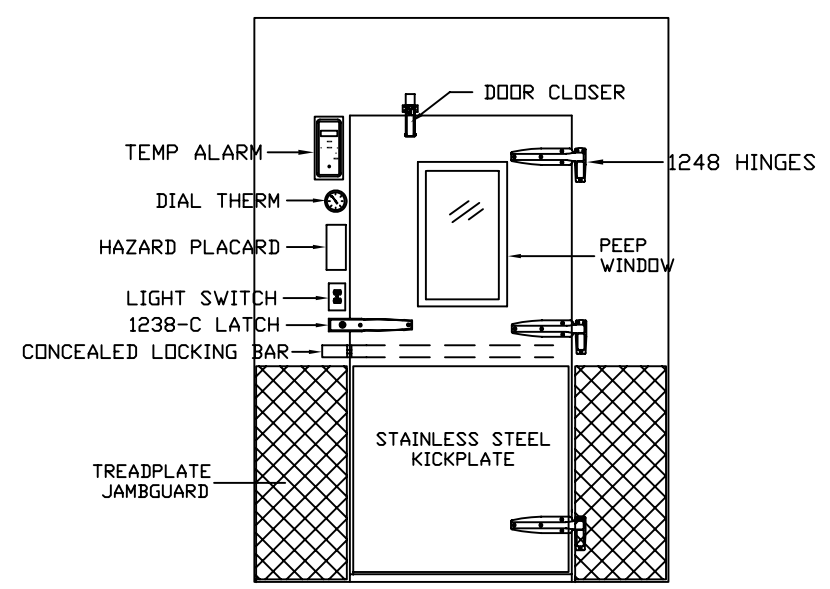


SECTION THRU DOOR



SECTION THRU OUTSIDE WALL

AS-BUILT 07.18.11



DOOR ELEVATION
 DOOR SECTION 4 AMPS

- OVERALL DIMENSIONS** Length 8'-0" Depth 7'-0" Height 8'-6"
- FINISH-Exterior**
- 26 Ga. Stucco Embossed Galv. Steel
 - .040 Stucco Aluminum
 - 20 Ga. Type 304 #3 Finish Stainless Steel
 - White Stucco Aluminum
 - White Smooth Aluminum
 - White Stucco Galv.
 - White Smooth Galv.
- Interior (walls and ceiling)**
- 26 Ga. Stucco Embossed Galv. Steel
 - .040 Stucco Aluminum
 - 20 Ga. Type 304 #3 Finish Stainless Steel
 - White Stucco Aluminum
 - White Smooth Aluminum
 - White Stucco Galv.
 - White Smooth Galv.
- FINISH-Interior Floor**
- Built-in by others. (Breaker strip must be under all wall panels including partitions)
 - 4" x 2" Vinyl U-Channel Screeds
 - Wall Anchors
 - 4 1/4" Foam Screeds
 - 2 1/4" Vinyl Screeds
 - 14 Ga. Bright Galvanized Steel
 - 16 Ga. Stainless Steel. SEE DETAIL BELOW
 - Smooth Aluminum
 - Treadbrite Aluminum Foamed-In-Place

THERMO-KOOL WALK-IN FLOOR PANELS ARE DESIGNED TO WITHSTAND UNIFORMLY DISTRIBUTED STATIONARY LOADS OF 600 LBS. PER SQUARE FOOT. THERMO-KOOL'S WARRANTY DOES NOT COVER DAMAGE DUE TO PALLET JACKS, MOBILE CARTS, MOBILE SHELVEING, FORK LIFTS, OR ANY OTHER FORM OF ROLLING TRAFFIC. A CONCRETE WEARING FLOOR MUST BE INSTALLED ON TOP OF THE WALK-IN FLOOR PANELS FOR THIS APPLICATION.

SECTION FASTENERS-Thermo-Kool cam type Insta-Lok INSULATION-4" thickness 'Foamed-in-place' urethane-DURATHANE CONSTRUCTION CLASS I

- OUTDOOR INSTALLATION**
- Vinyl weather roof w/ Facia Bar & Cover
 - Sloped Foam
 - 4-MIL POLYETHYLENE (FOR BETWEEN SLOPED FOAM & VINYL WEATHERCAP)
 - Aluminum weather roof by Thermo-Kool (w/ Weathercap Trim)

INDOOR INSTALLATION

ELECTRICAL-All wiring contained within the door sections is 115/60/1Ø. Connections to this and all other lights and refrigeration supplied by others.

ENTRANCE DOOR-Flush infitting type with poly vinyl magnetic gasket and vinyl sweep gasket on bottom edge. Heater cables are built in around door opening to prevent frost accumulation and sweating. Ext. has a thermometer, indicating light and toggle switch. Interior has vapor proof light. Hinges are cam action type. Door finishes will be the same as adjacent panels unless specified otherwise under Door Accessories.

- DOOR SIZE & QTY**
- < > 34" x 76"
 - < > 30" x 76"
 - < > 36" x 78"
- HARDWARE**
- 1238-C LATCH, (2) 1245 HINGES, DOOR CLOSER
 - 1238-C LATCH, (3) 1245 HINGES, DOOR CLOSER
 - 1238-C LATCH, (3) 1248 SPRING LOADED HINGE(S), DOOR CLOSER
- SWING**
- RH
 - LH

- DOOR ACCESSORIES**
- < > 14" x 14" Peep Window(s)
 - < > 14" x 24" Peep Window(s) w/ HEATED FRAME & GLASS

- STAINLESS STEEL INT/EXT KICKPLATES 36" HIGH**
- 3/16" TREADPLATE INT/EXT JAMBGUARDS 36" HIGH**
- BEVERAGE COOLER I. D. PLATE, BLACK COLOR w/ WHITE LETTERS (SHIPPED LOOSE)
 - CONCEALED LOCKING BARS(S)
 - VINYL STRIP CURTAINS(S) TO FIT A 36" x 78" OPENING
 - MODULAROM 75B TEMP ALARMS(S) w/ BATTERY BACKUPS, FLUSH MOUNTED
 - VP LIGHT(S) TO BE CENTERED ABOVE DOOR(S)

- MISCELLANEOUS EQUIPMENT**
- < > Lights (NOT MOUNTED) 1 AMP EACH
 - Interior Floor Ramp
 - Exterior Floor Ramp
 - # 1830 Heated Pressure Relief Vent (FREEZER ONLY) .5 AMPS EACH
 - # 1832-4 Heated Pressure Relief Vent (FREEZER ONLY) .5 AMPS EACH
 - Trim & Enclosures (see detail)
- Heavy Duty Structural Floor Support (SEE DETAIL)
- 60"-Ø OF NON-SKID STRIPS (SHIPPED LOOSE)
- < > 48" COOLER FLUORESCENT LIGHT FIXTURE(S) (LESS BULBS)

- REFRIGERATION-** Aircooled Watercooled By Others

- CONTROL KIT**-The following controls indicated with a mark are included.
- Condensing unit indoor
 - Condensing unit outdoor
 - Side Mounted Self Contained
 - Top Mounted Self Contained
 - Quick Connect
 - Remote
 - Top Mounted
 - Prewired, Preassembled Remote
 - Expansion valve
 - Dryer
 - Sight glass
 - Temperature control
 - Pump down solenoid valve
 - Freezer Time Clock
 - Pressure control
 - Suction line vibration eliminator
 - Winter control
 - Crankcase heater
 - Condensing unit cover
 - Coil Mounting Kit

NOTE: IF REFRIGERATION IS NOT SUPPLIED WITH WALK-IN, BASED ON AN AMBIENT OF 100 DEGREES F, FOR NSF APPLICATIONS AT STANDARD HOLDING TEMPERATURES FOR A COOLER THE BTU RATING SHALL BE 6,400.

NOTES: Aircooled condensing units should be placed in a well ventilated area with a minimum of 1000 CFM's per/H.P. Evaporator drain connections by others.

NOTE: THERMO-KOOL recommends a 1" min. clearance between walk-in & building walls.

TKNT NOT ENG.

ITEM # 2

DATE	REV. BY	REVISIONS DESCRIPTION

NSF

Thermo-Kool

Mid-South Industries, Inc. • P.O. Box 989
 Laurel, Mississippi 39441 • Phone 601/649-4600
 FAX 601/649-0558

WALK-IN panels manufactured under Patent # 5,424,118.

SUBJECT WALK-IN REFRIGERATION		
FOR JOLIET JR. COLLEGE		
JOLIET, IL.		
DR. BY DW	CH. BY	DWG. NO. 52939
DATE 1-14-10	SCALE 3/8"=1'-0"	SHEET NO. 1 OF 1

IMPORTANT!

THERMO-KOOL WALK-IN FLOOR PANELS ARE DESIGNED TO WITHSTAND UNIFORMLY DISTRIBUTED STATIONARY LOADS OF 600 LBS. PER SQUARE FOOT. THERMO-KOOL'S WARRANTY DOES NOT COVER DAMAGE DUE TO PALLET JACKS, MOBILE CARTS, MOBILE SHELVING, FORK LIFTS, OR ANY OTHER FORM OF ROLLING TRAFFIC. A CONCRETE WEARING FLOOR MUST BE INSTALLED ON TOP OF THE WALK-IN FLOOR PANELS FOR THIS APPLICATION.

These drawings represent our understanding of the requirements of your order. We submit them to you for the purpose of securing complete approval of sizes, finishes, framing, insulation, dimensions, specifications, and interpretations. The return of these drawings to us with instructions to proceed, or subsequent instructions to that effect, shall constitute complete approval.

Approved by _____ Date _____

WARNING

DO NOT EXPOSE CARTONED OR STACKED PANELS TO MOISTURE OR HIGH HUMIDITY CONDITIONS DURING STORAGE. STAINING OR OXIDIZING OF METAL SKINS MAY OCCUR.

NOTICE

THIS ORDER CANNOT BE PLACED INTO PRODUCTION UNTIL WE RECEIVE FINAL APPROVED DRAWING AND SPECIFICATIONS. THE DATE OF RECEIPT CAN AFFECT YOUR PROMISED DELIVERY DATE.

THIS THERMO-KOOL WALK-IN WILL BE MANUFACTURED TO UL & NSF REQUIREMENTS. THERMO-KOOL ACCEPTS NO LIABILITY FOR LOCAL CODE REQUIREMENTS OF WHICH THERMO-KOOL HAS NOT BEEN MADE AWARE IN WRITING PRIOR TO FABRICATION.



Thermo-Kool.
WALK-IN PANEL

Thermo-Kool/Mid-South Industries, Inc.
R-14781

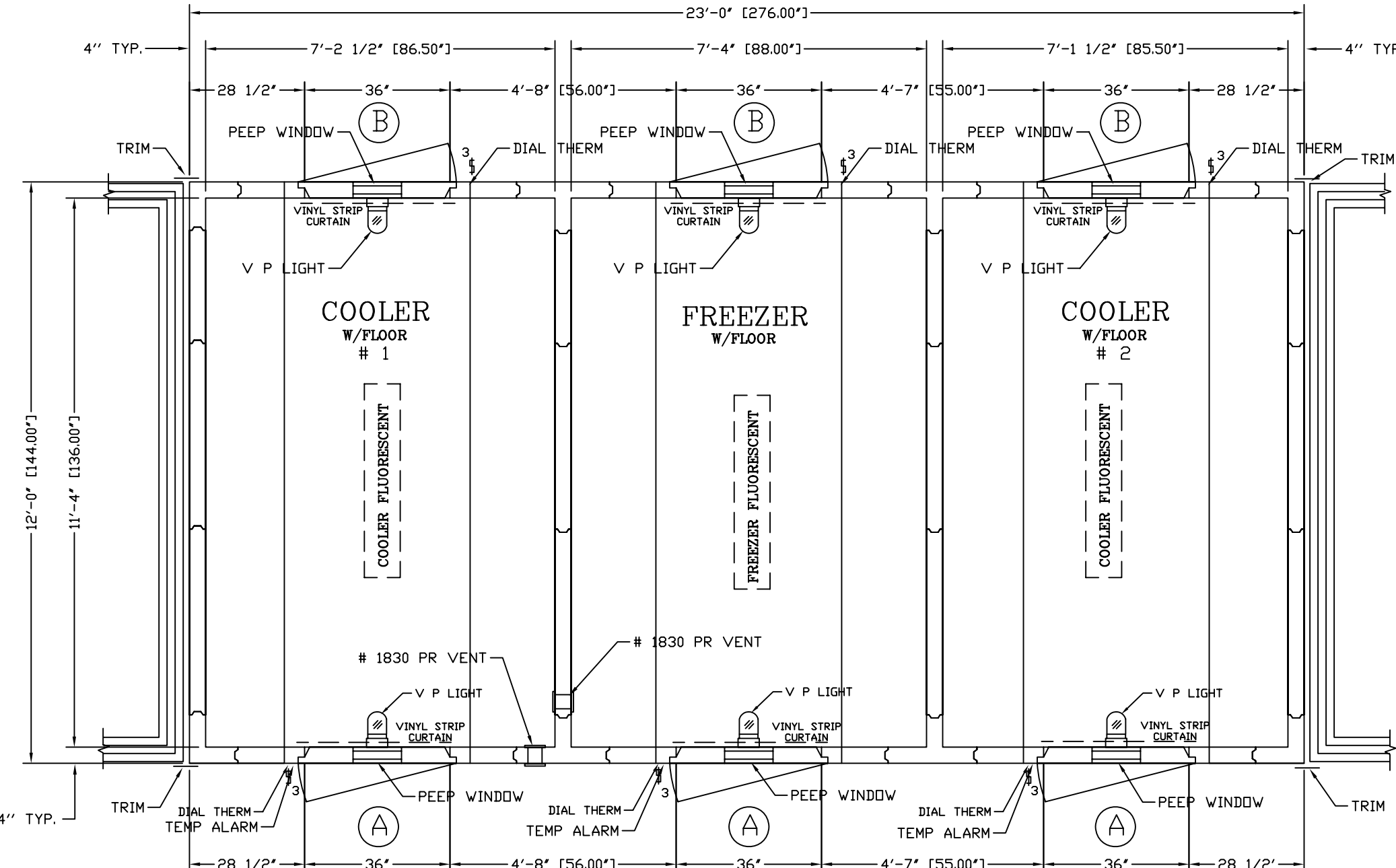
1F68
BUILDING UNITS
SURFACE BURNING CHARACTERISTICS

	4 IN. THICK UNPAINTED ALUMINUM GALVANIZED OR STAINLESS STEEL PANEL	4 IN. THICK PAINTED OR UNPAINTED ALUMINUM GALVANIZED OR STAINLESS STEEL PANEL
FLAME SPREAD	25	15
SMOKE DEVELOPED	450	450
		OVER 500

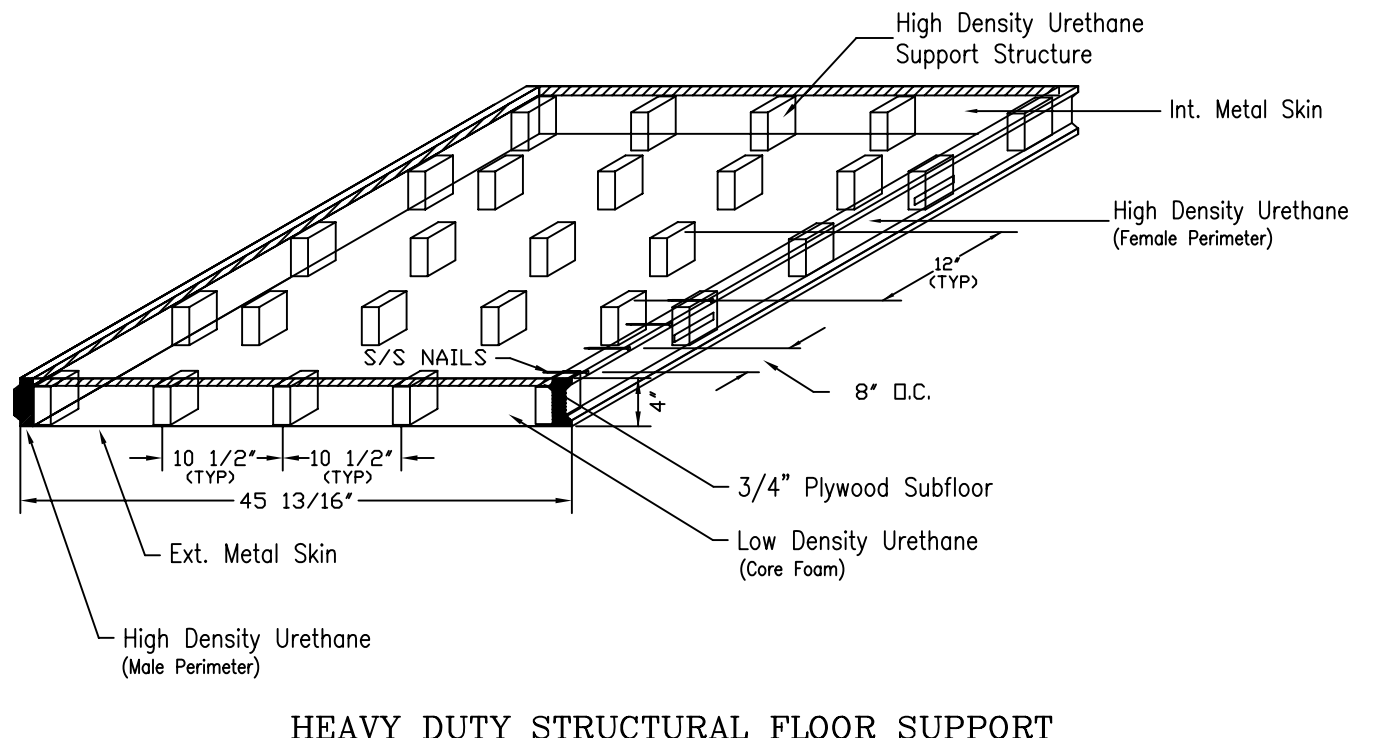
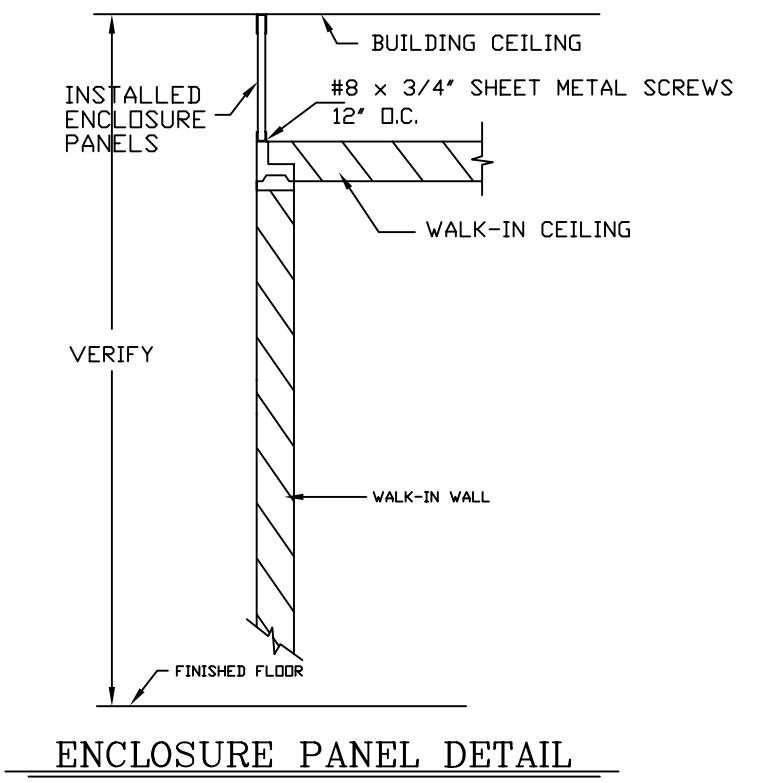
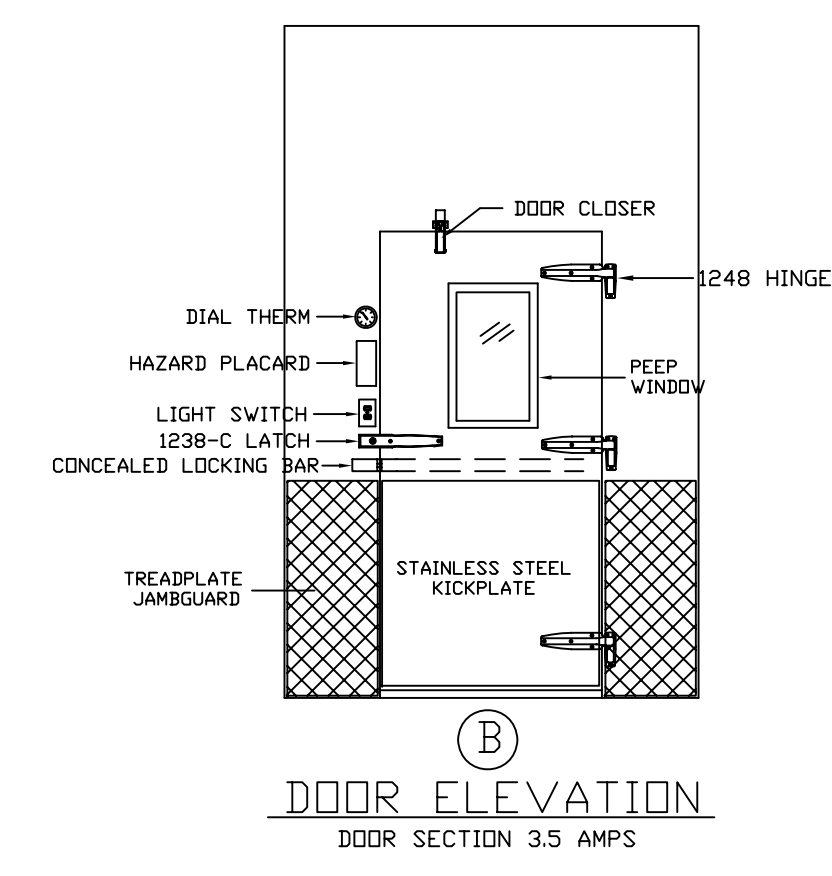
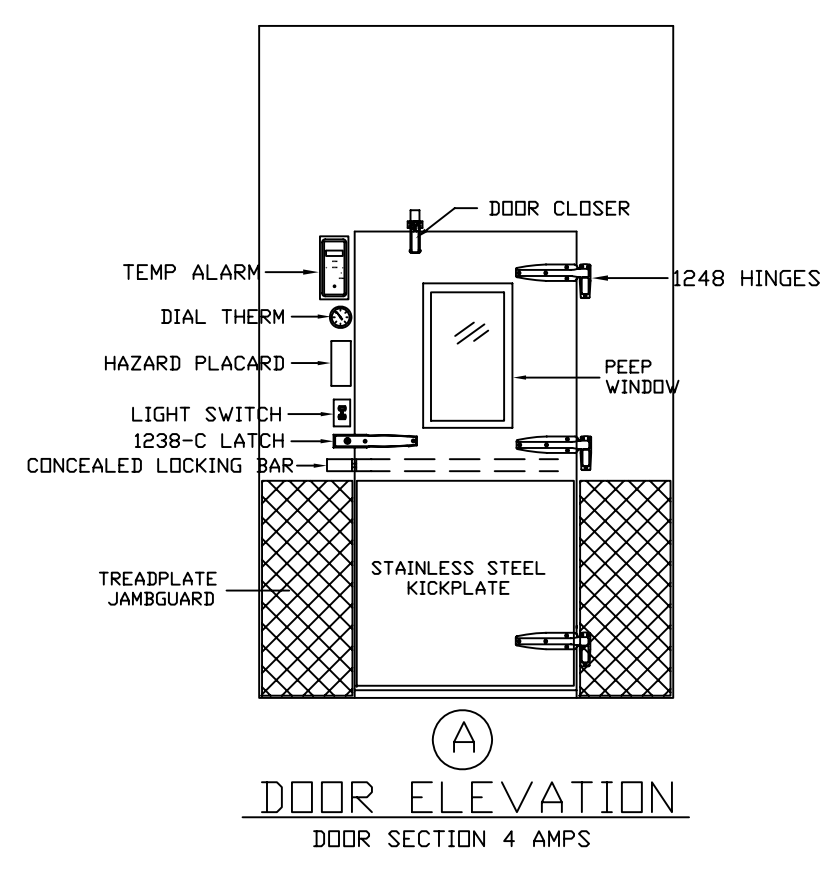
PULL DOWN RATE TO 45° F IS UNRESTRICTED. AFTER 45° F, PULL DOWN RATE SHOULD BE RESTRICTED TO 10° F PER 24 HOUR PERIOD.

"MEETS 2009 ENERGY CODE STANDARDS"

NOT APPROVED
REVISED

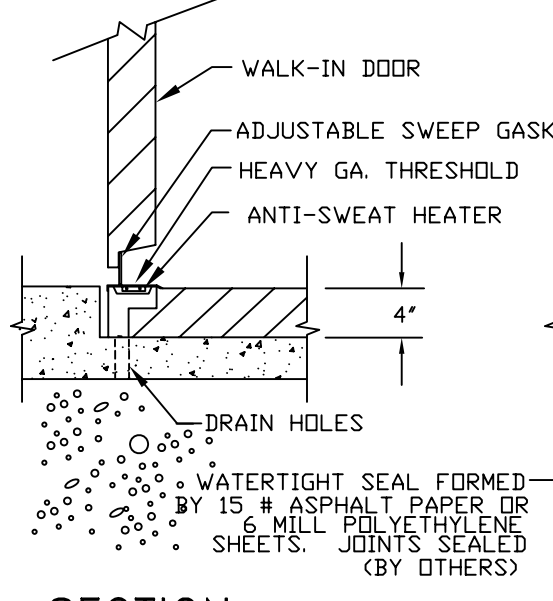


EDWARD DON & COMPANY

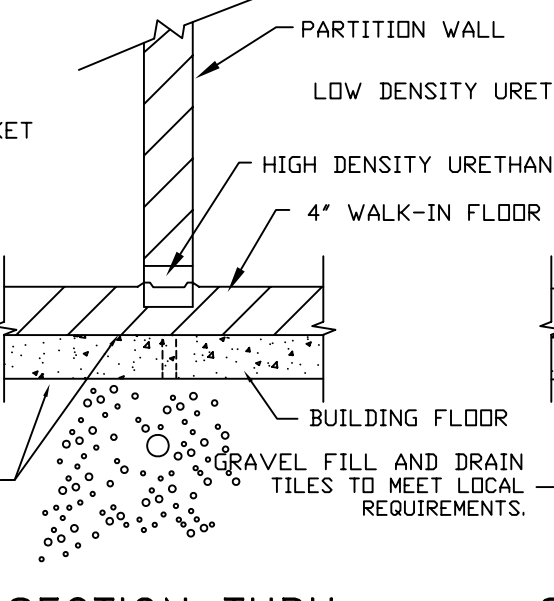


HEAVY DUTY STRUCTURAL FLOOR SUPPORT

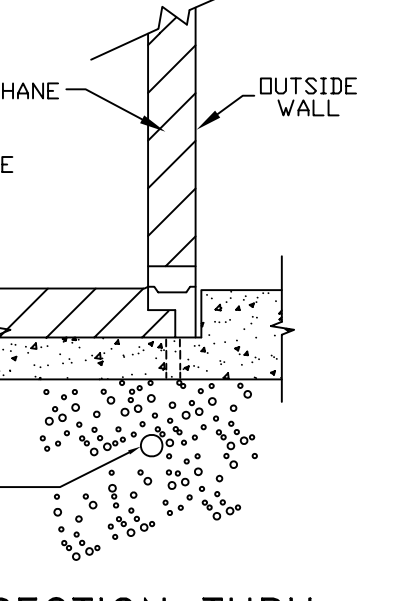
THERMO-KOOL WALK-IN FLOOR PANELS ARE DESIGNED TO WITHSTAND UNIFORMLY DISTRIBUTED STATIONARY LOADS OF 600 LBS. PER SQUARE FOOT. THERMO-KOOL'S WARRANTY DOES NOT COVER DAMAGE DUE TO PALLET JACKS, MOBILE CARTS, MOBILE SHELVING, FORK LIFTS, OR ANY OTHER FORM OF ROLLING TRAFFIC. A CONCRETE WEARING FLOOR MUST BE INSTALLED ON TOP OF THE WALK-IN FLOOR PANELS FOR THIS APPLICATION.



SECTION THRU DOOR



SECTION THRU PARTITION WALL



SECTION THRU OUTSIDE WALL

* SEE Heavy Duty Structural Floor Support DETAIL

OVERALL DIMENSIONS Length 23'-0" Depth 12'-0" Height 12'-0" (40)

FINISH-Exterior	<input type="checkbox"/> 26 Ga. Stucco Embossed Galv. Steel <input type="checkbox"/> 24 Ga. Stucco Aluminum <input type="checkbox"/> 20 Ga. Type 304 #3 Finish Stainless Steel <input type="checkbox"/> White Stucco Aluminum <input type="checkbox"/> White Smooth Aluminum <input type="checkbox"/> White Stucco Galv. <input type="checkbox"/> White Smooth Galv.	<input type="checkbox"/> Interior (walls and ceiling) <input type="checkbox"/> 26 Ga. Stucco Embossed Galv. Steel <input type="checkbox"/> 24 Ga. Stucco Aluminum <input type="checkbox"/> 20 Ga. Type 304 #3 Finish Stainless Steel <input type="checkbox"/> White Stucco Aluminum <input type="checkbox"/> White Smooth Aluminum <input type="checkbox"/> White Stucco Galv. <input type="checkbox"/> White Smooth Galv.
-----------------	--	---

FINISH-Interior Floor

<input type="checkbox"/> Built-in by others. (Breaker strip must be under all wall panels including partitions) <input type="checkbox"/> 14" x 2" Vinyl U-Channel Screws <input type="checkbox"/> 14 Ga. Bright Galvanized Steel <input type="checkbox"/> 16 Ga. Stainless Steel <input type="checkbox"/> Smooth Aluminum <input type="checkbox"/> Treadplate Aluminum Foamed-In-Place	<input type="checkbox"/> 4 1/4" Vinyl Screws <input type="checkbox"/> 1/4" Vinyl Screens <input type="checkbox"/> SEE DETAIL BELOW
---	--

THERMO-KOOL WALK-IN FLOOR PANELS ARE DESIGNED TO WITHSTAND UNIFORMLY DISTRIBUTED STATIONARY LOADS OF 600 LBS. PER SQUARE FOOT. THERMO-KOOL'S WARRANTY DOES NOT COVER DAMAGE DUE TO PALLET JACKS, MOBILE CARTS, MOBILE SHELVING, FORK LIFTS, OR ANY OTHER FORM OF ROLLING TRAFFIC. A CONCRETE WEARING FLOOR MUST BE INSTALLED ON TOP OF THE WALK-IN FLOOR PANELS FOR THIS APPLICATION.

SECTION FASTENERS-Thermo-Kool can type Insta-Lok INSULATION-4" thickness "Foamed-in-place" urethane-DURATHANE CONSTRUCTION CLASS I

OUTDOOR INSTALLATION
 Vinyl weather roof w/ Falc. Bar & Cover
 Sloped Foam () 30 FT. OF 4-MIL POLYETHYLENE (FOR BETWEEN SLOPED FDM & VINYL WEATHERCAP)
 Aluminum weather roof by Thermo-Kool (w/ Weathercap Trim)

INDOOR INSTALLATION
 ELECTRICAL-All wiring contained within the door sections is 115/60/1Ø. Connections to this and all other lights and refrigeration supplied by others.

ENTRANCE DOOR-Flush infitting type with poly vinyl magnetic gasket and vinyl sweep gasket on bottom edge. Heater cables are built in around door opening to prevent frost accumulation and Sweating. Exit has a thermometer, indicating light and toggle switch. Interior has vapor proof light. Hinges are can action type. Floor finishes will be the same as adjacent panels unless specified otherwise under Door Accessories.

DOOR SIZE & QTY	HARDWARE	SWING
<input type="checkbox"/> < 34" x 76"	<input type="checkbox"/> 1238-C LATCH, (2) 1245 HINGES, DOOR CLOSER	<input type="checkbox"/> RH
<input type="checkbox"/> < 30" x 76"	<input type="checkbox"/> 1238-C LATCH, (3) 1245 HINGES, DOOR CLOSER	<input type="checkbox"/> LH
<input type="checkbox"/> < 36" x 78"	<input type="checkbox"/> 1238-C LATCH, (3) 1248 SPRING LOADED HINGES, DOOR CLOSER	

DOOR ACCESSORIES
 < 14" x 14" Peep Windows)
 < 6" x 24" Peep Windows) w/ HEATED FRAME & GLASS.

VP LIGHT(S) TO BE CENTERED ABOVE DOOR(S)
 (6) 3-WAY SWITCHES
 STAINLESS STEEL INT/EXT KICKPLATES 36" HIGH
 3/16" TREADPLATE INT/EXT JAMBGUARDS 36" HIGH
 (2) I. D. PLATES TO READ "COOLER # 1", BLACK COLOR w/ WHITE LETTERS (SHIPPED LOOSE)
 (2) I. D. PLATES TO READ "FREEZER", BLACK COLOR w/ WHITE LETTERS (SHIPPED LOOSE)
 (6) CONCEALED LOCKING BARS
 (3) MODULAR 75B TEMP ALARMS) w/ BATTERY BACKUPS, FLUSH MOUNTED
 (6) VINYL STRIP CURTAINS) TO FIT A 36" x 78" OPENING

MISCELLANEOUS EQUIPMENT
 <) Lights (NOT MOUNTED) 1 AMP EACH
 Interior Floor Ramp
 Exterior Floor Ramp

FREEZER # 1830 Heated Pressure Relief Vent (FREEZER ONLY) 5 AMPS EACH
 COOLER # 1830 Non-Heated Pressure Relief Vent
 Trim & Enclosures (see detail)

Heavy Duty Structural Floor Support (SEE DETAIL)
 (2) 48" COOLER FLUORESCENT LIGHT FIXTURE(S) (LESS BULBS)
 (1) 48" FREEZER FLUORESCENT LIGHT FIXTURE(S) (LESS BULBS)

REFRIGERATION- Aircooled Watercooled By Others

CONTROL KIT-The following controls indicated with a mark are included.
 Condensing unit indoor
 Condensing unit outdoor
 Side Mounted Self Contained
 Top Mounted Self Contained
 Quick Connect Remote Top Mounted
 Prewired, Pressassembled Remote
 Expansion valve
 Dryer
 Sight glass
 Temperature control
 Pump down solenoid valve
 Freezer Time Clock
 Pressure control
 Suction line vibration eliminator
 Winter control
 Crankcase heater
 Condensing unit cover
 Coil Mounting Kit

NOTE: IF REFRIGERATION IS NOT SUPPLIED WITH WALK-IN, BASED ON AN AMBIENT OF 100 DEGREES F, FOR NSF APPLICATIONS AT STANDARD HOLDING TEMPERATURES FOR COOLER # 1 THE BTU RATING SHALL BE 9,300 AND FOR COOLER # 2 THE BTU RATING SHALL BE 9,300 AND FOR A FREEZER THE BTU RATING SHALL BE 10,200.

NOTES: Aircooled condensing units should be placed in a well ventilated area with a minimum of 100 CFM's per HP. Evaporator drain connections by others. TKN T NOT ENG.
 NOTE: THERMO-KOOL recommends a 1" min. clearance between walk-in & building walls.

ITEMS # 9, 11 & 13

DATE	REV. BY	REVISIONS DESCRIPTION
1-15-10	DW	ADDED (6) VINYL STRIP CURTAINS.

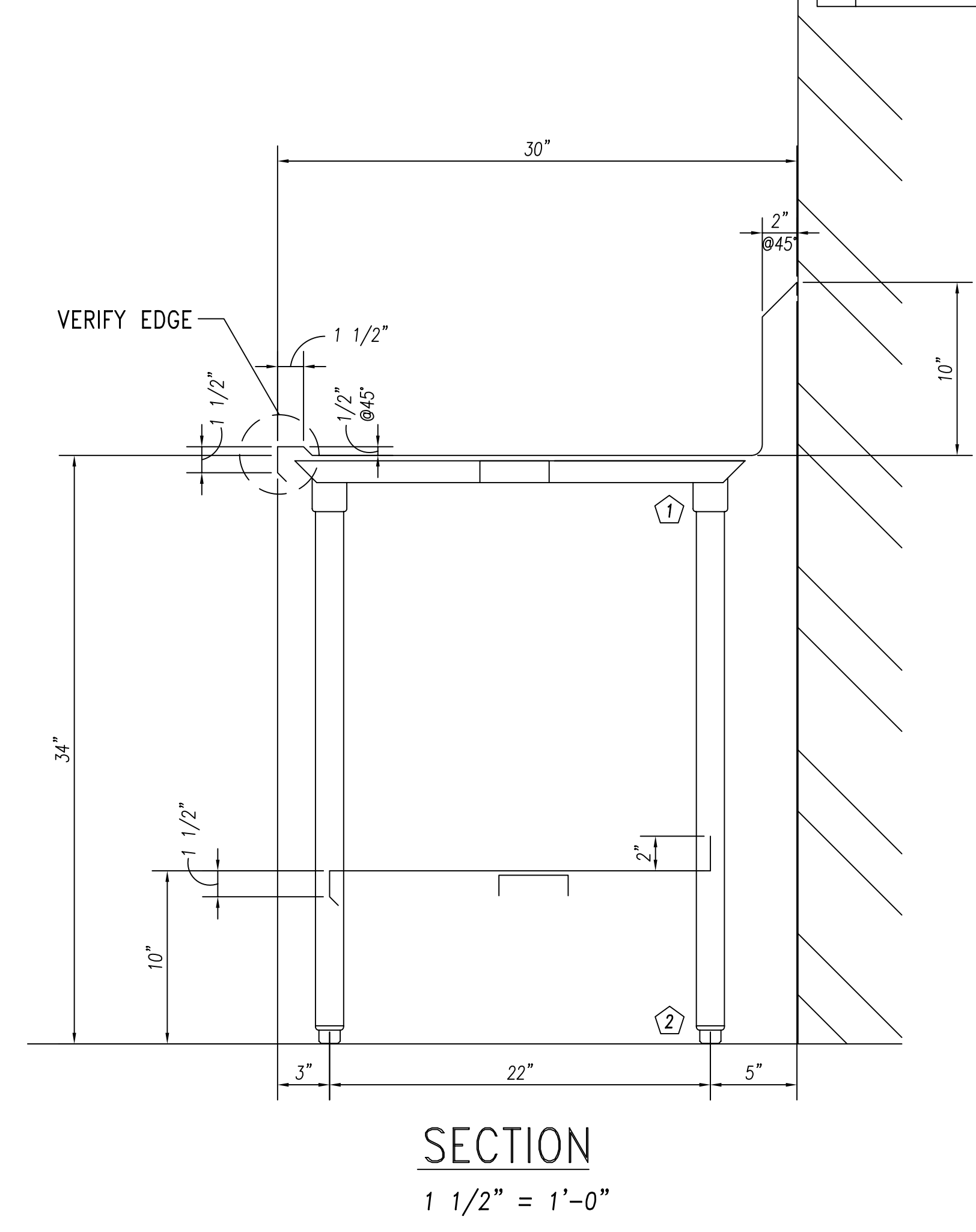
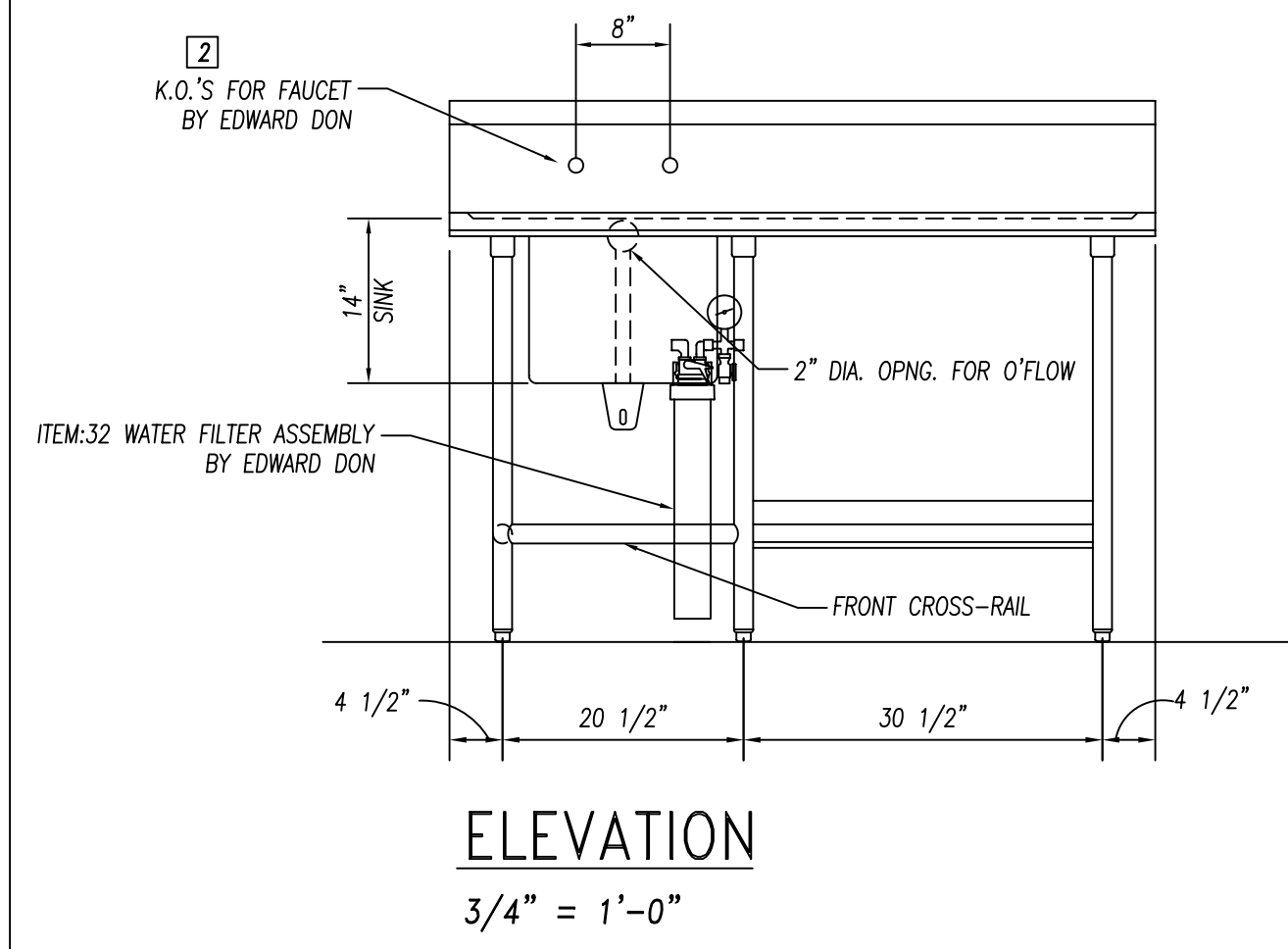
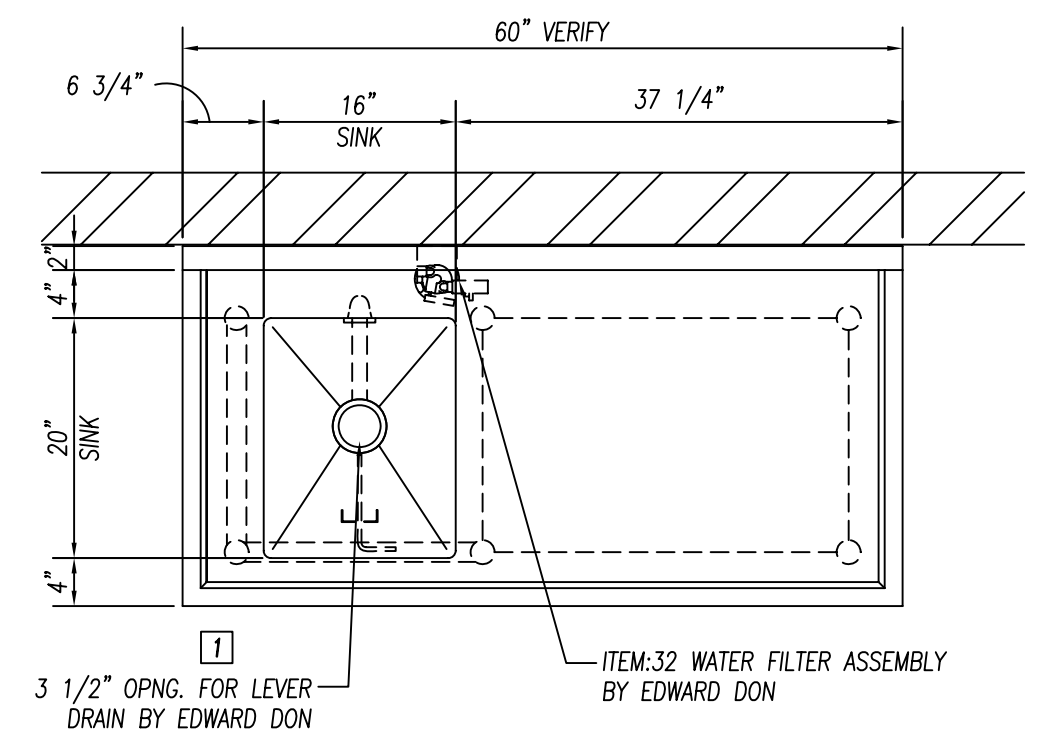
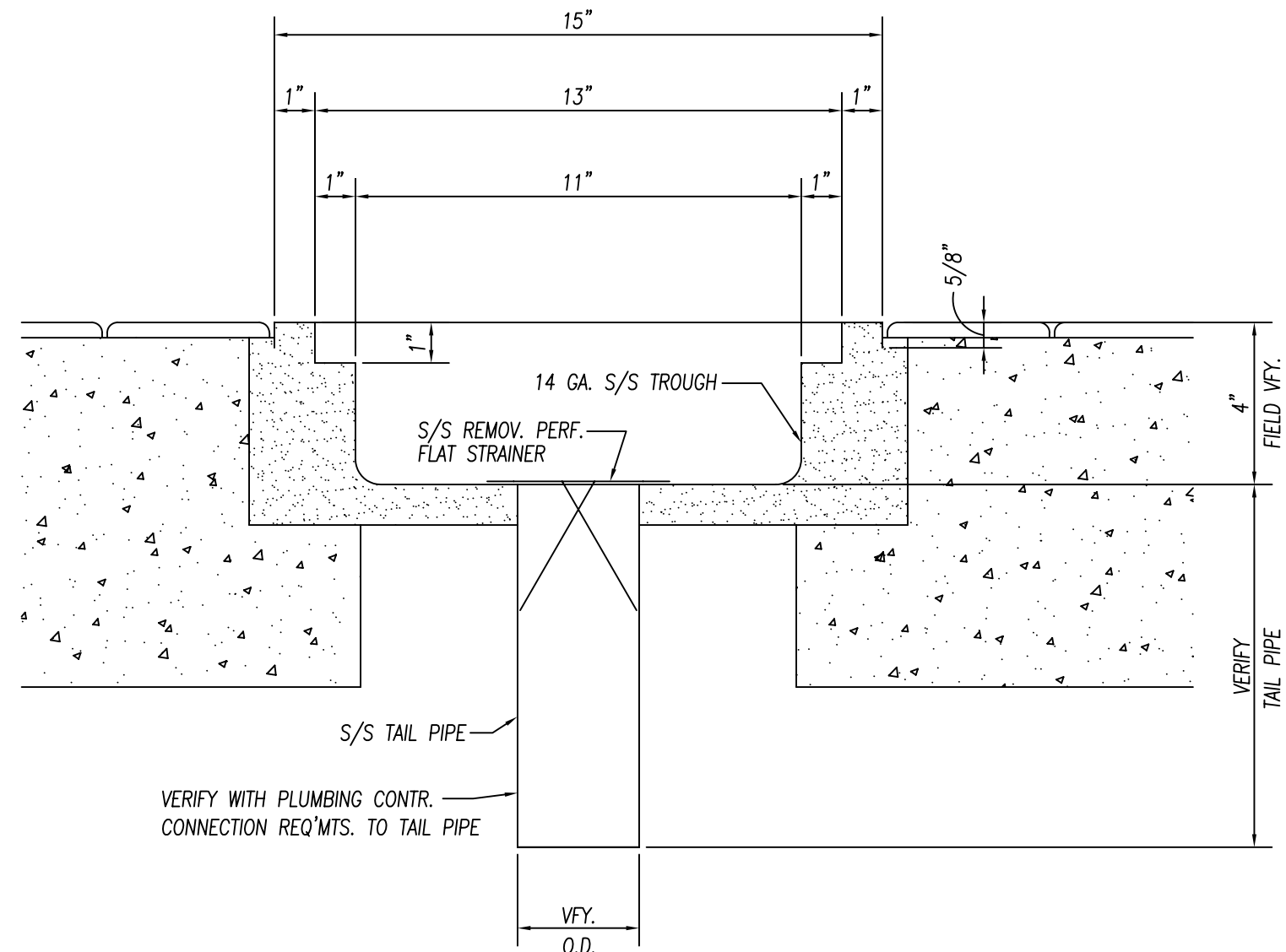
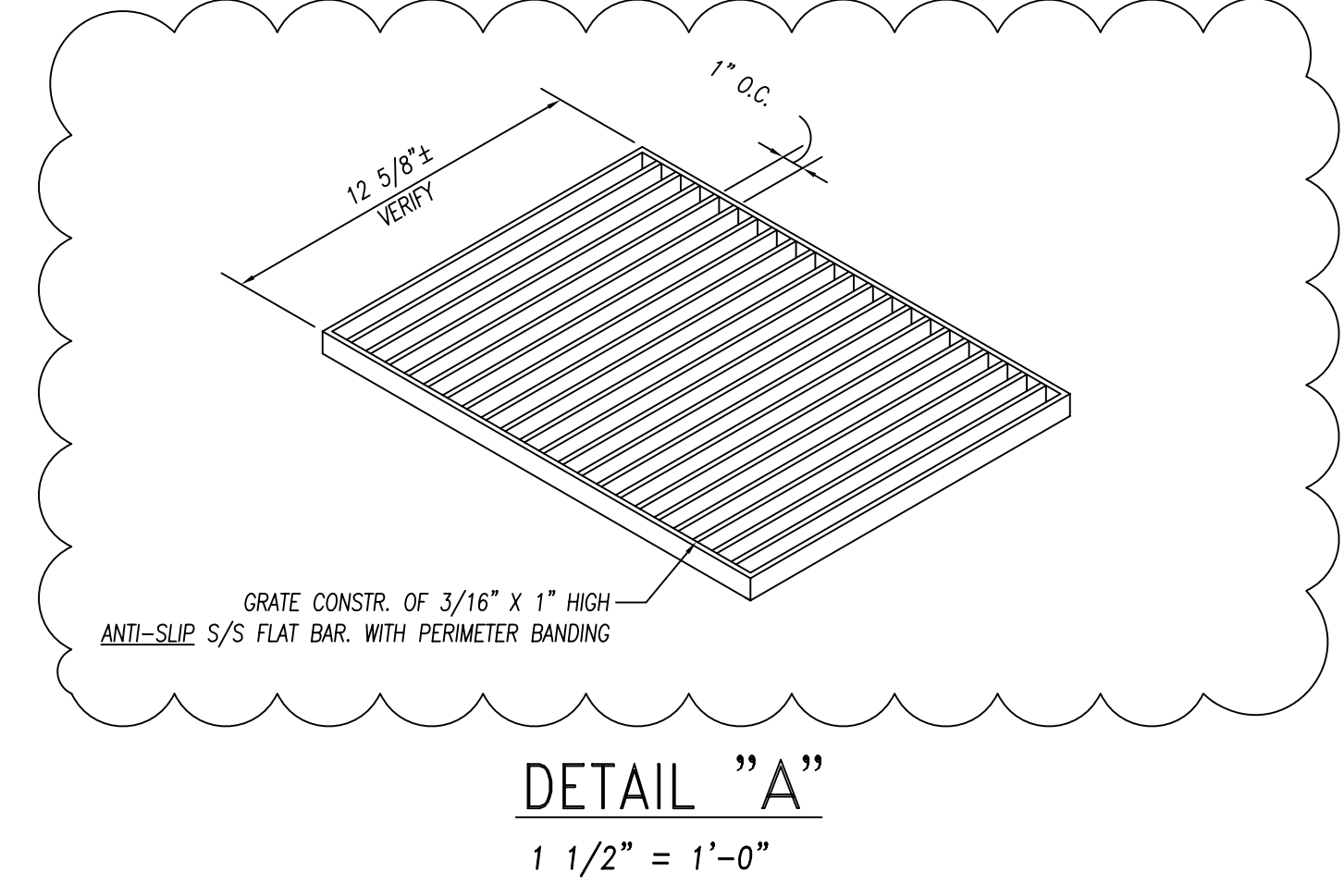
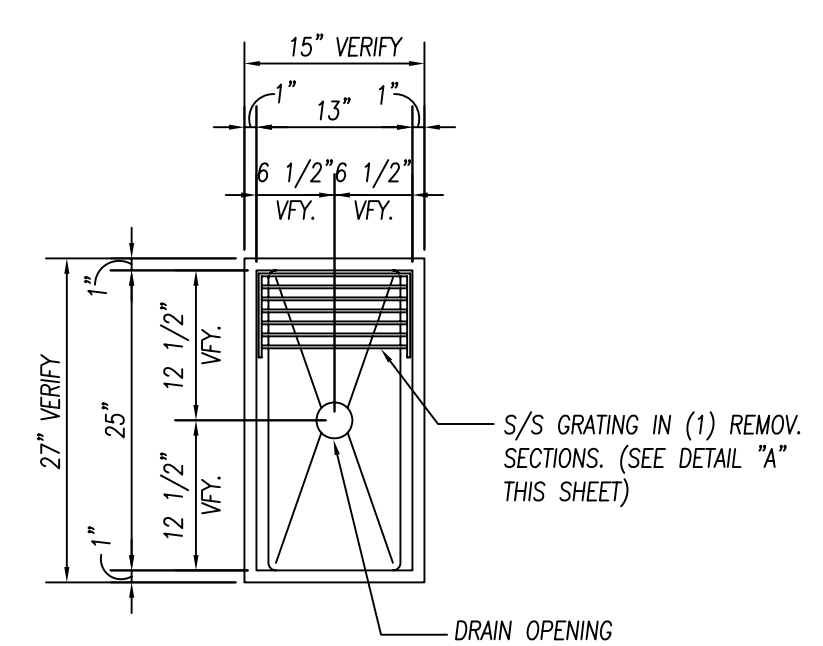
NOTICE: This drawing, and all drawings or specifications submitted by Thermo-Kool, and reproductions thereof in whole or in part shall remain the legal property of Mid-South Industries, Inc. subject to recall at any time and shall not be used for installations or production by others except by our special permission in writing. Walk-in panels manufactured under Patent # 5,454,118.

Mid-South Industries, Inc. • P.O. Box 989
Laurel, Mississippi 39441 • Phone 601/649-4600
FAX 601/649-0558

SUBJECT WALK-IN REFRIGERATION	
FOR JULIET JR. COLLEGE	
JULIET, IL	
DR. BY DW	CHK. BY DW
DATE 1-15-10	DWG. NO. 52940
SCALE 3/8"=1'-0"	SHEET NO. 1 OF 1

NOTE TO SHOP!
 PROVIDE (2) 8'-6" LONG &
 (4) 10'-0" LONG
 ALUMINUM TRIM ANGLES

ITEM:4 ALUMINUM TRIM ANGLES
 (6) TOTAL REQ'D.



GENERAL NOTES		
NO.	DESCRIPTION	MATERIAL
1	TOPS AND SINKS	14 GA. S/S
2	REINFORCEMENT-UNEXPOSED	1 1/2" X 4" X 1 1/2" X 14 GA. GALV. CHANNEL
3	REINFORCEMENT-EXPOSED	1 1/2" X 4" X 1 1/2" X 14 GA. S/S CHANNEL
4	LEGS & CROSSRAILS	1 5/8" DIA. X 16 GA. S/S TUBING
5	REMOV. UNDERSHELVES	16 GA. S/S
6	WALL & OVERSHELVES	16 GA. S/S WITH 14 GA. S/S BRACKETS
7	COUNTER BODY	18 GA. S/S
8	DOOR AND DRAWER FACES	18 GA. S/S DOUBLE PAN CONSTR. SOUND DEADEN WITH STYROFOAM
9	FIXED UNDERSHELVES	16 GA. S/S
10	SOUND DEADENING	FULLY AT UNDERSIDE OF TOPS
11	FASTNERS	CHROME ACORN NUTZ NO EXPOSED FASTNERS

REINFORCEMENT TO BE NOT MORE THAN 30" O.C. WITH INTERSECTIONS OF CHANNELS FULLY WELDED. SOUND DEADENING MASTIC TO BE APPLIED BETWEEN TOP & CHANNEL REINFORCEMENT ONLY.

PARTS LIST			
ID.#	QTY.	DESCRIPTION	MFG. & MODEL NUMBER
1	6	S/S GUSSETS	COMPONENT HARDWARE #A18-0206
2	6	S/S BULLET FEET	COMPONENT HARDWARE #A10-0851

BUYOUT LIST			
ID.#	QTY.	DESCRIPTION	MFG. & MODEL NUMBER
1	1	LEVER DRAIN W/O'FLOW	T & S #B-3970-01
2	1	SPLASH MTD. FAUCET	T & S #B-0231/B-0199-01 AERATOR

These Items ARE NOT PROVIDED BY NATIONWIDE
 ★ Items That Must Be Shipped To Nationwide For Installation

AS-BUILT 07.18.11

DATE: 2-22-10	PROJECT: JOLIET JR. COLLEGE Joliet, IL
DRAWN BY: CUSHING	CUSTOMER: EDWARD DON North Riverside, IL
CHECKED BY:	PAGE NUMBER: 1 OF 24
SCALE: AS NOTED	JOB NUMBER: 5789
ITEMS THIS SHEET:	ITEM:4 ALUMINUM TRIM ANGLES, ITEM:8 FLOOR TROUGH ITEM:31 WORKTABLE

CONSULTANT: Mackesey And Associates LLC
Crystal Lake, IL

UL LISTED

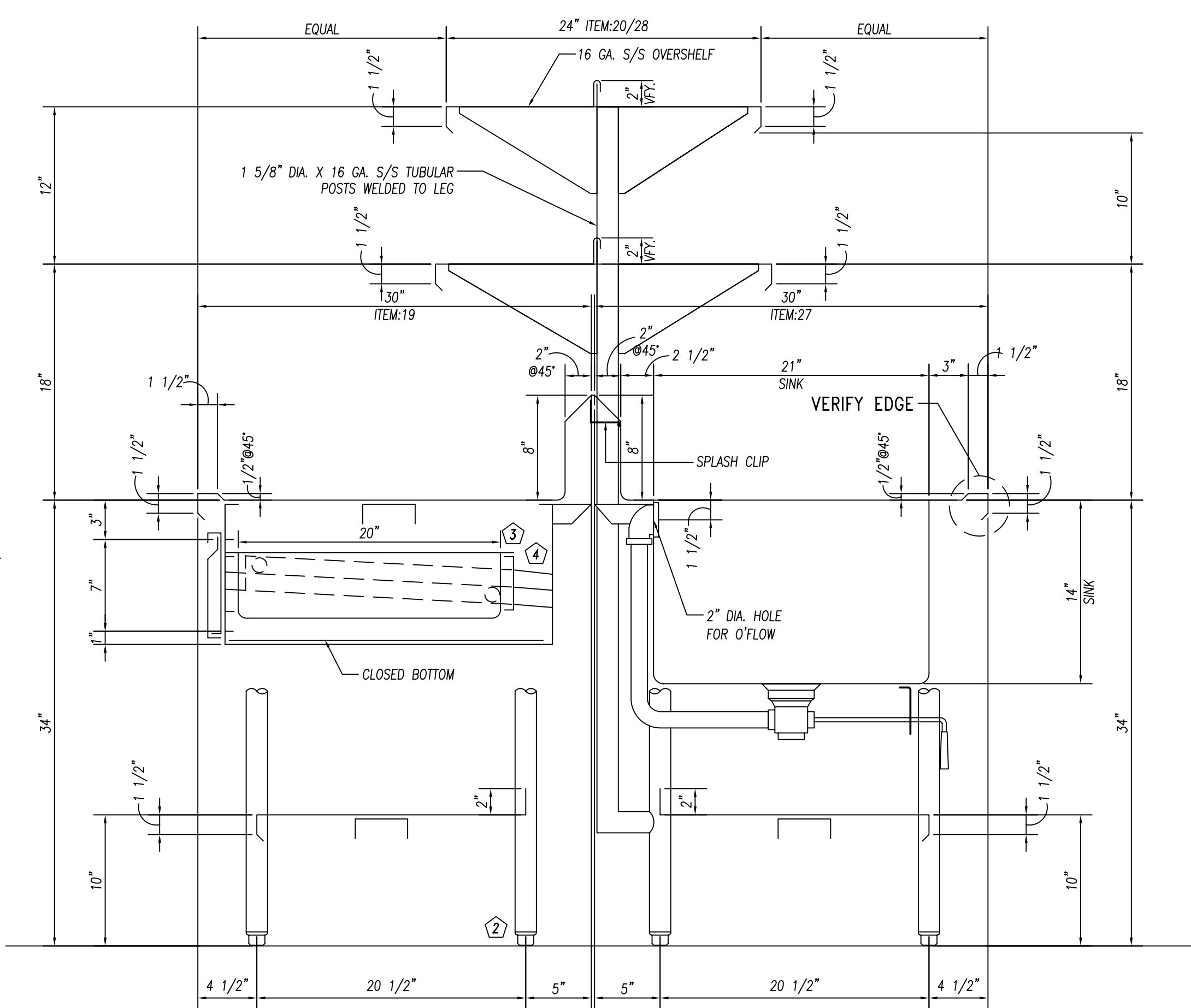
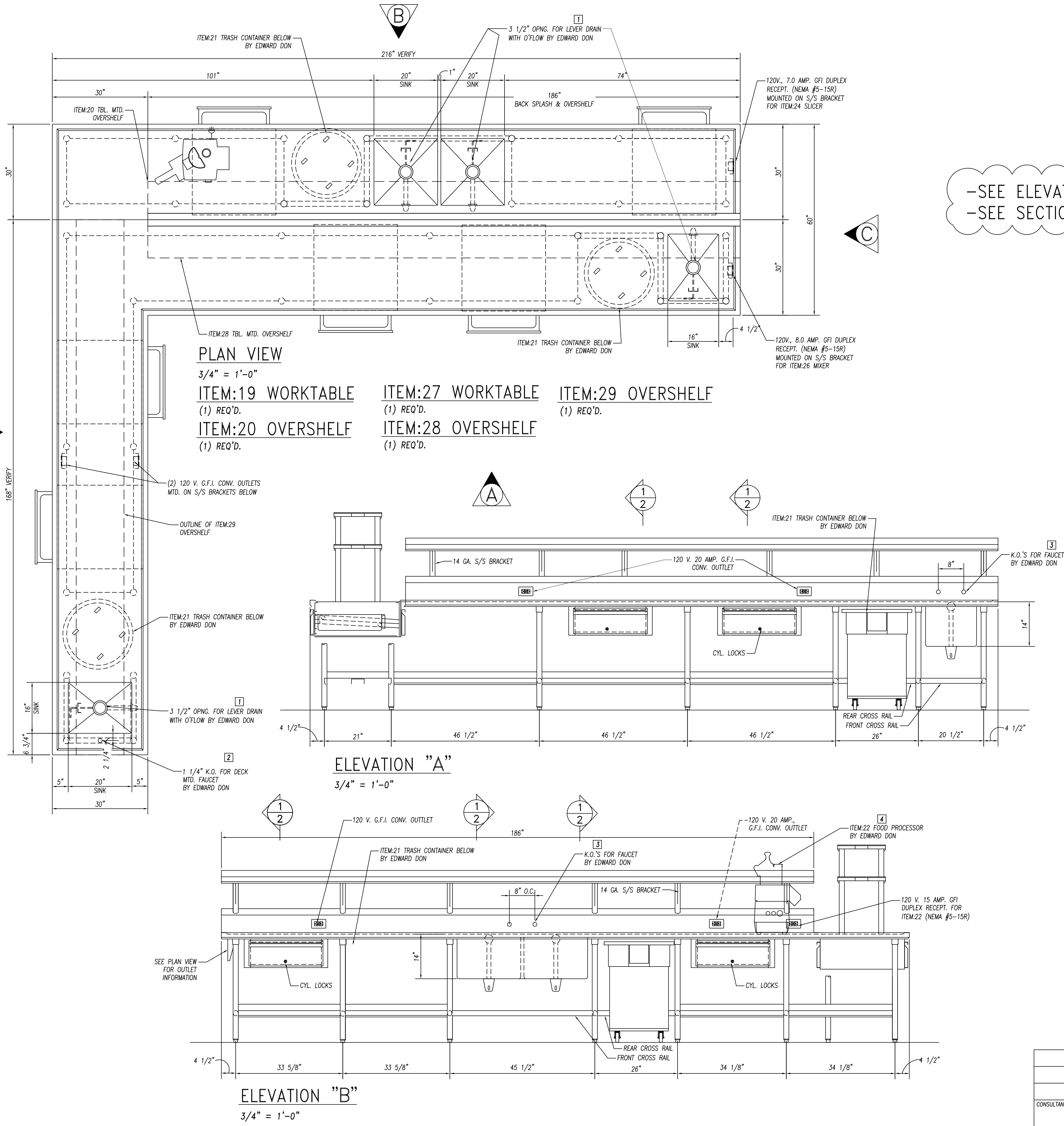
10923 LEROY DRIVE
NORTHGLENN, CO. 80233

Nationwide Fabrication, Inc.
 PHONE: (303) 853-0107
 FAX: (303) 853-0114

NSF

GENERAL NOTES		
NO.	DESCRIPTION	MATERIAL
1	TOPS AND SINKS	14 GA. S/S
2	REINFORCEMENT-UNEXPOSED	1 1/2" X 4" X 1 1/2" X 14 GA. GALV. CHANNEL
3	REINFORCEMENT-EXPOSED	1 1/2" X 4" X 1 1/2" X 14 GA. S/S CHANNEL
4	LEGS & CROSSRAILS	1 5/8" DIA. X 16 GA. S/S TUBING
5	REMOV. UNDERSHELVES	16 GA. S/S
6	WALL & OVERSHELVES	16 GA. S/S WITH 14 GA. S/S BRACKETS
7	COUNTER BODY	18 GA. S/S
8	DOOR AND DRAWER FACES	18 GA. S/S DOUBLE PAN CONSTR. SOUND DEADENING MASTIC TO BE APPLIED BETWEEN TOP & CHANNEL REINFORCEMENT ONLY.
9	FIXED UNDERSHELVES	16 GA. S/S
10	SOUND DEADENING	FULLY AT UNDERSIDE OF TOPS
11	FASTNERS	CHROME ACORN NUTZ NO EXPOSED FASTNERS

-SEE ELEVATIONS "C & D" ON SHEET:3
-SEE SECTION ON SHEET:3



PARTS LIST			
ID.#	QTY.	DESCRIPTION	MFG. & MODEL NUMBER
1	36	S/S GUSSETS	COMPONENT HARDWARE #A18-0206
2	36	S/S BULLET FEET	COMPONENT HARDWARE #A10-0851

BUYOUT LIST			
ID.#	QTY.	DESCRIPTION	MFG. & MODEL NUMBER
1	4	LEVER DRAIN W/O'FLOW	T & S #B-3970-01
2	1	DECK MTD. FAUCET	T & S #B-0201/B-0199-01 AERATOR
3	2	SPLASH MTD. FAUCET	T & S #B-0231/B-0199-01 AERATOR

These Items ARE NOT PROVIDED BY NATIONWIDE
★ Items That Must Be Shipped To Nationwide For Installation

AS-BUILT 07.18.11

10923 LEROY DRIVE
NORTHGLENN, CO. 80233
PHONE: (303) 853-0107
FAX: (303) 853-0114

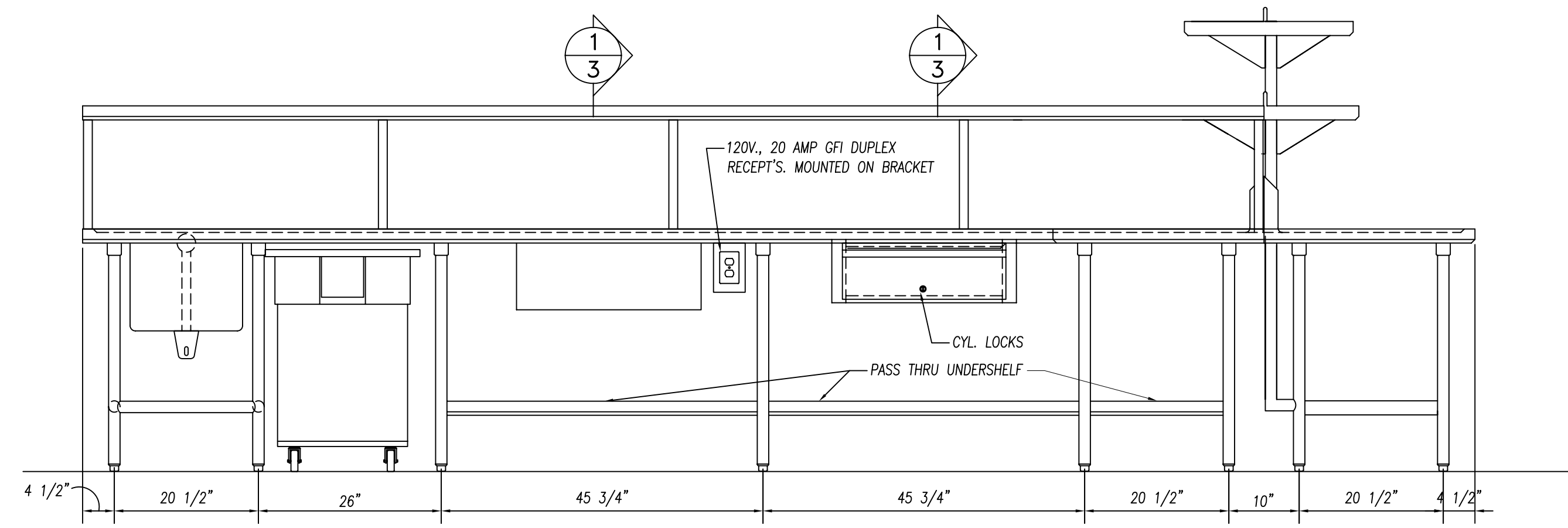
DATE: 2-22-10	PROJECT: JOLIET JR. COLLEGE Joliet, IL	PAGE NUMBER: 2 OF 24
DRAWN BY: CUSHING	CUSTOMER: EDWARD DON North Riverside, IL	JOB NUMBER: 5789
CHECKED BY:		
SCALE: AS NOTED		
ITEMS THIS SHEET:	ITEM:19 WORKTABLE, ITEM:20 OVERSHELF ITEM:27 WORKTABLE, ITEM:28 OVERSHELF, ITEM:29 OVERSHELF	

REVISIONS:

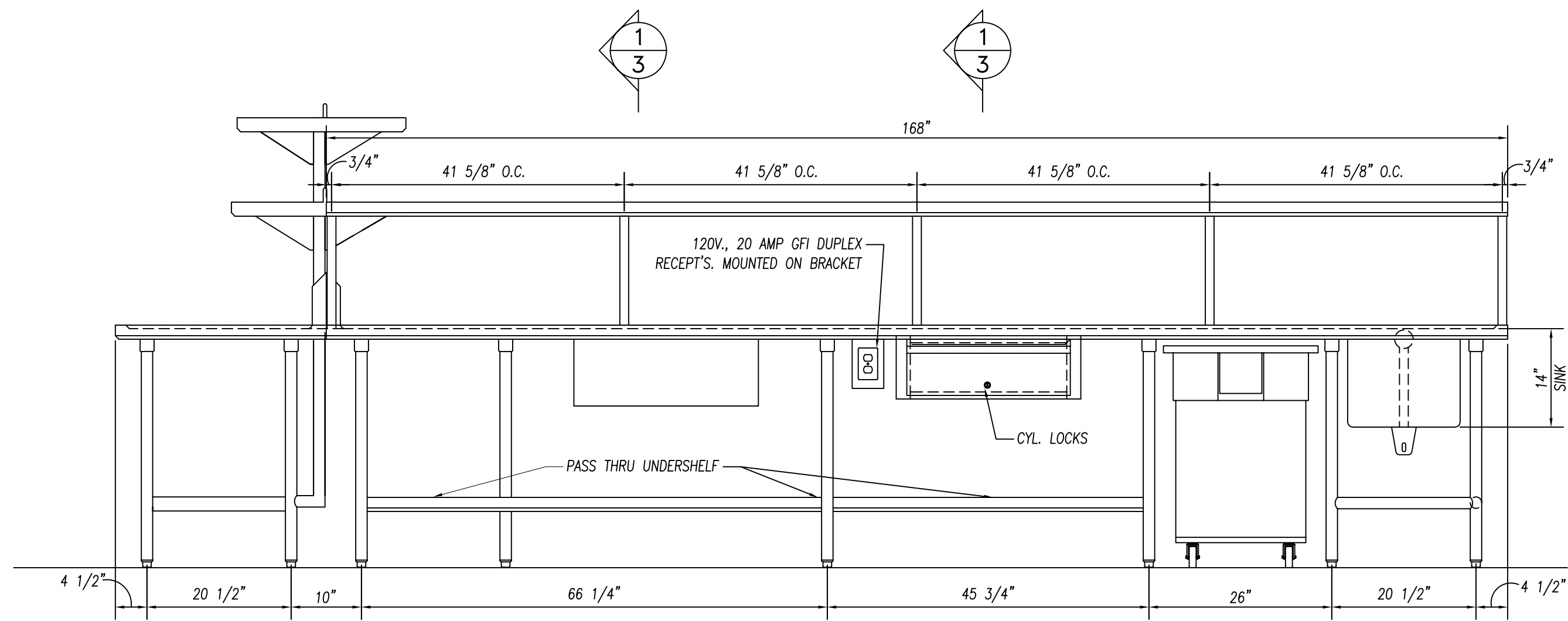
CONSULTANT: Mackesey And Associates LLC
Crystal Lake, IL

GENERAL NOTES		
NO.	DESCRIPTION	MATERIAL
1	TOPS AND SINKS	14 GA. S/S
2	REINFORCEMENT-UNEXPOSED	1 1/2" X 4" X 1 1/2" X 14 GA. GALV. CHANNEL
3	REINFORCEMENT-EXPOSED	1 1/2" X 4" X 1 1/2" X 14 GA. S/S CHANNEL
4	LEGS & CROSSRAILS	1 5/8" DIA. X 16 GA. S/S TUBING
5	REMOV. UNDERSHELVES	16 GA. S/S
6	WALL & OVERSHELVES	16 GA. S/S WITH 14 GA. S/S BRACKETS
7	COUNTER BODY	18 GA. S/S
8	DOOR AND DRAWER FACES	18 GA. S/S DOUBLE PAN CONSTR. SOUND DEADEN WITH STYROFOAM
9	FIXED UNDERSHELVES	16 GA. S/S
10	SOUND DEADENING	FULLY AT UNDERSIDE OF TOPS
11	FASTNERS	CHROME ACORN NUTZ NO EXPOSED FASTNERS

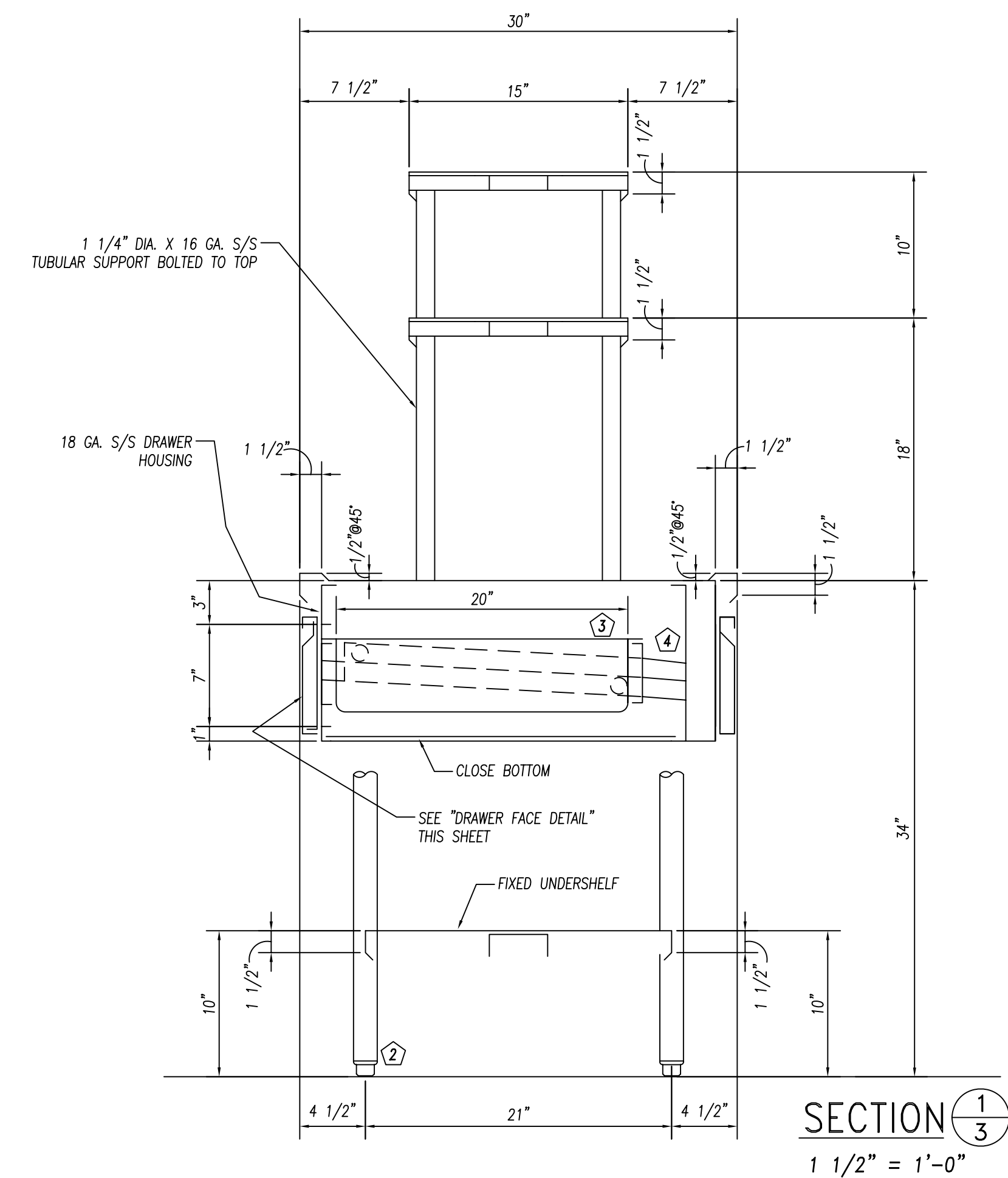
REINFORCEMENT TO BE NOT MORE THAN 30" O.C. WITH INTERSECTIONS OF CHANNELS FULLY WELDED. SOUND DEADENING MASTIC TO BE APPLIED BETWEEN TOP & CHANNEL REINFORCEMENT ONLY.



ELEVATION "C"
3/4" = 1'-0"



ELEVATION "D"
3/4" = 1'-0"



PARTS LIST			
ID.#	QTY.	DESCRIPTION	MFG. & MODEL NUMBER
1	36	S/S GUSSETS	COMPONENT HARDWARE #A18-0206
2	36	S/S BULLET FEET	COMPONENT HARDWARE #A10-0851

BUYOUT LIST			
ID.#	QTY.	DESCRIPTION	MFG. & MODEL NUMBER
1	4	LEVER DRAIN W/O FLOW	T & S #B-3970-01
2	1	DECK MTD. FAUCET	T & S #B-0201/B-0199-01 AERATOR
3	2	SPLASH MTD. FAUCET	T & S #B-0231/B-0199-01 AERATOR

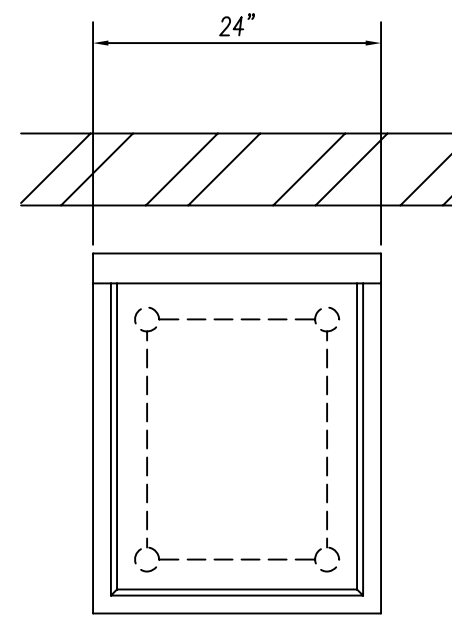
These Items ARE NOT PROVIDED BY NATIONWIDE
★ Items That Must Be Shipped To Nationwide For Installation

	DATE: 2-22-10 DRAWN BY: CUSHING CHECKED BY: SCALE: AS NOTED ITEMS THIS SHEET:	10923 LEROY DRIVE NORTHGLENN, CO. 80233 PHONE: (303) 853-0107 FAX: (303) 853-0114	
	PROJECT: JOLIET JR. COLLEGE Joliet, IL CUSTOMER: EDWARD DON North Riverside, IL	PAGE NUMBER: 3 OF 24 JOB NUMBER: 5789	

AS-BUILT 07.18.11

CONSULTANT: Mackesey And Associates LLC
Crystal Lake, IL

ITEM:19 WORKTABLE, ITEM:20 OVERSHELF
ITEM:27 WORKTABLE, ITEM:28 OVERSHELF, ITEM:29 OVERSHELF

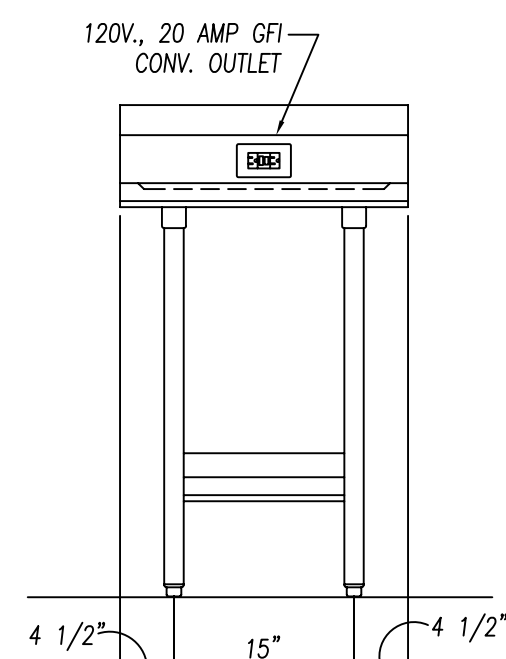


PLAN VIEW

3/4" = 1'-0"

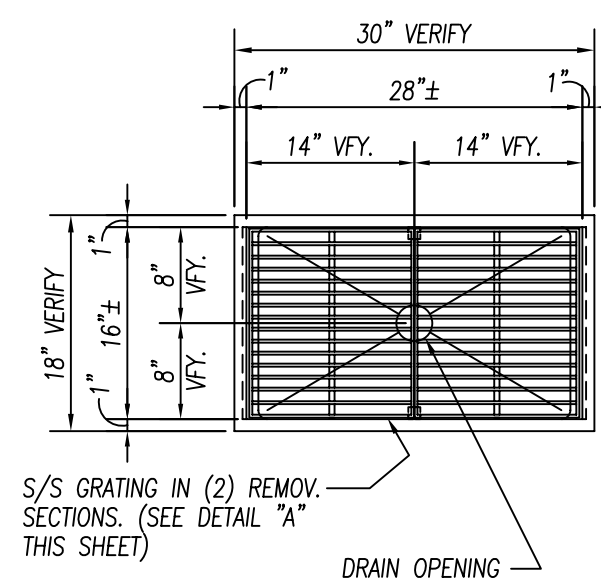
ITEM:44 WORKTABLE

(1) REQ'D.



ELEVATION

3/4" = 1'-0"

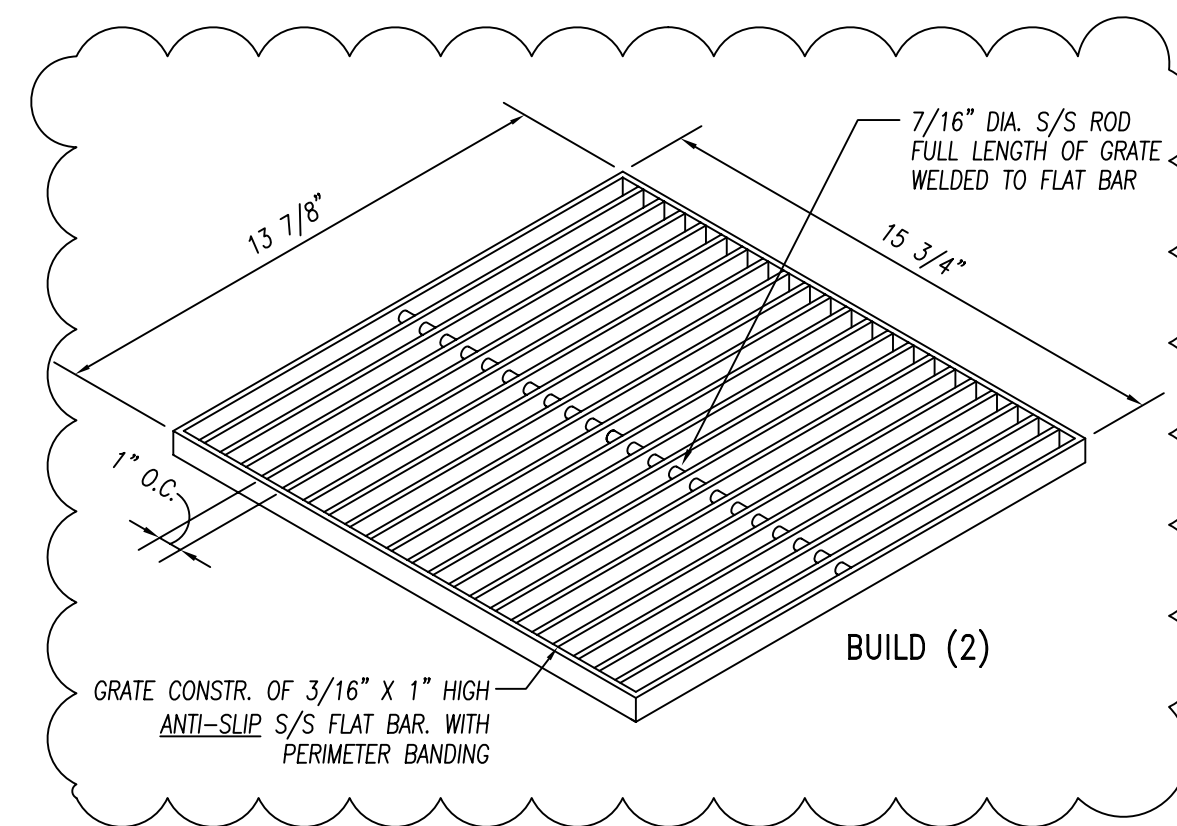


PLAN VIEW

3/4" = 1'-0"

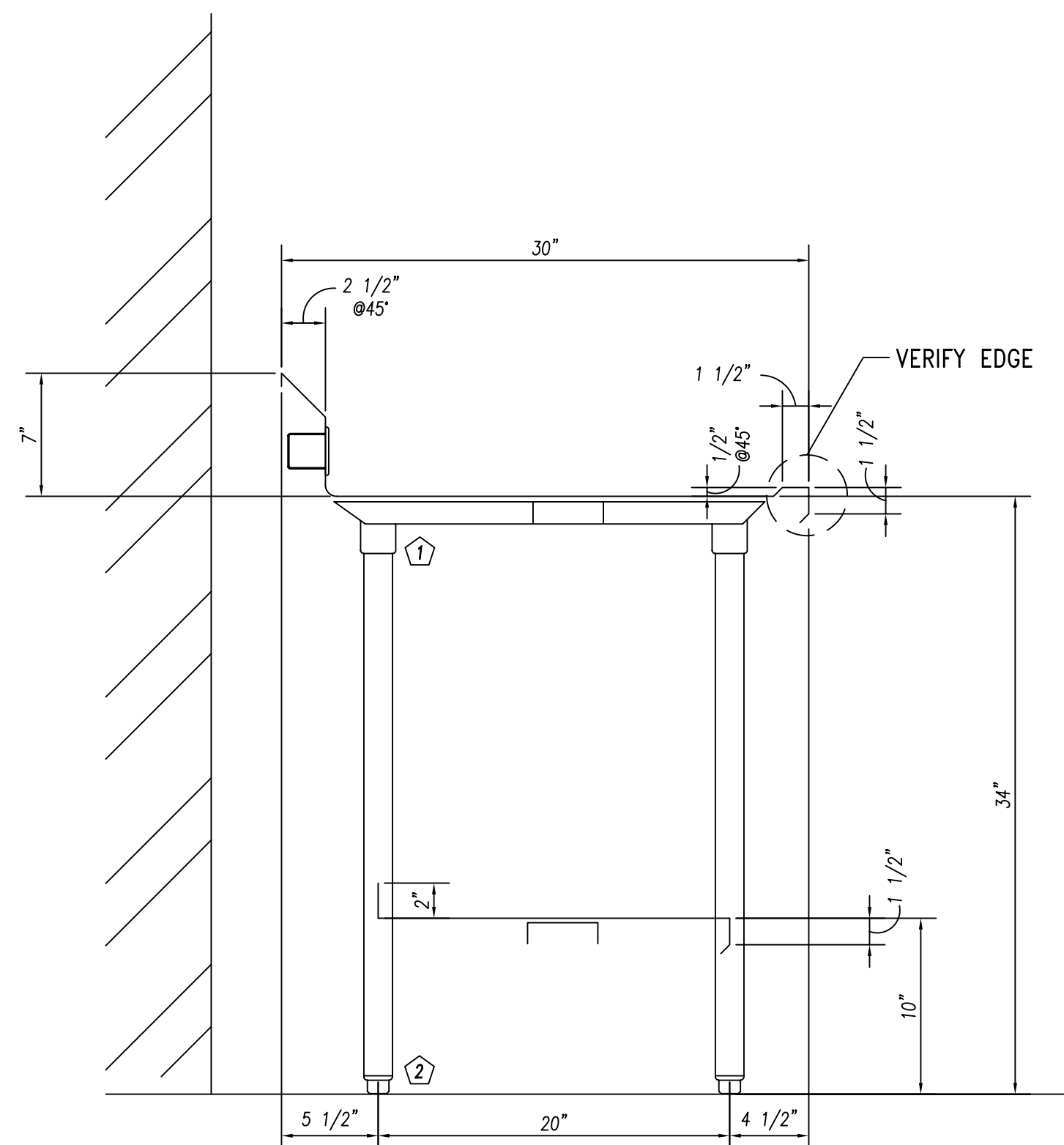
ITEM:45 FLOOR TROUGH

(1) REQ'D.



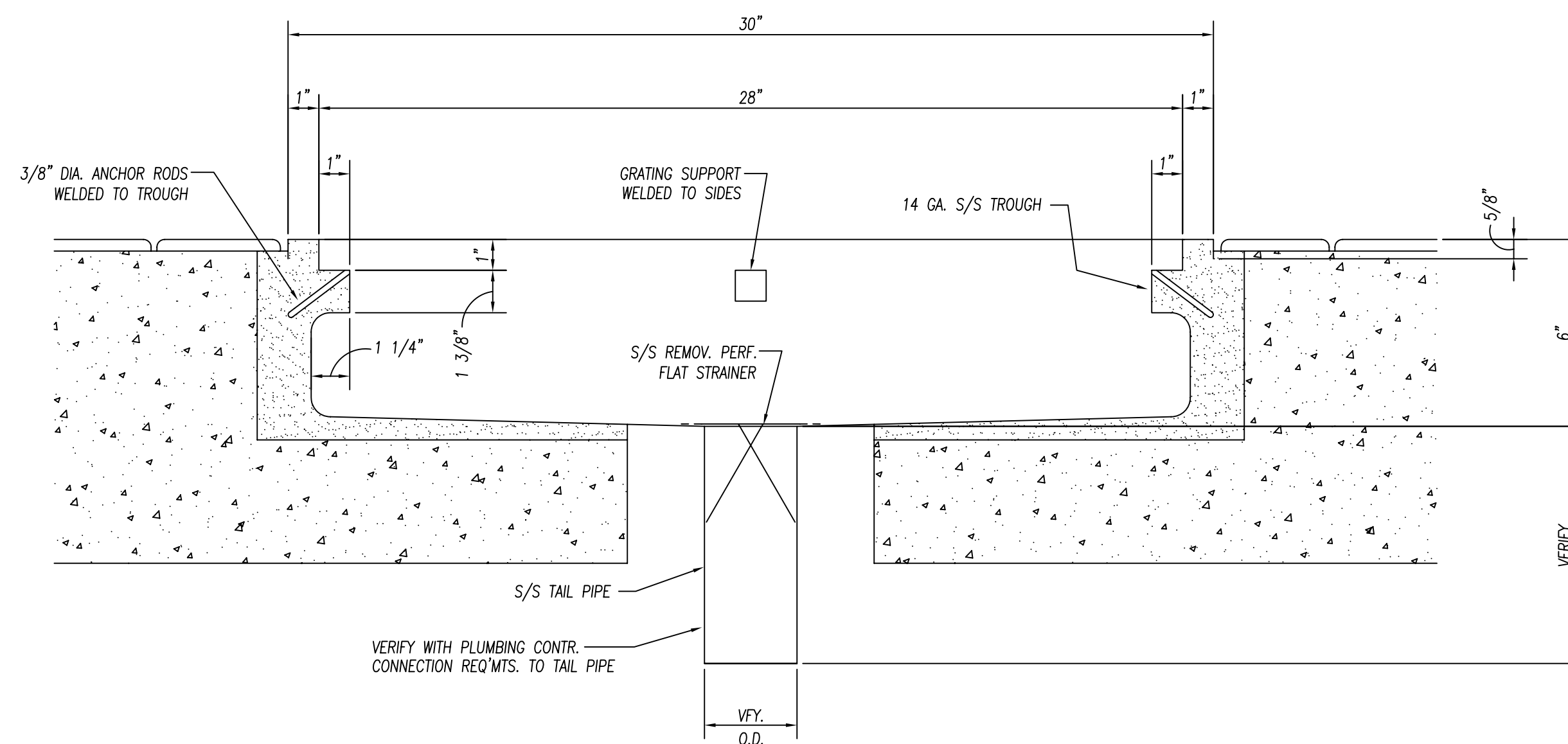
DETAIL "A"

1 1/2" = 1'-0"



SECTION

1 1/2" = 1'-0"



SECTION

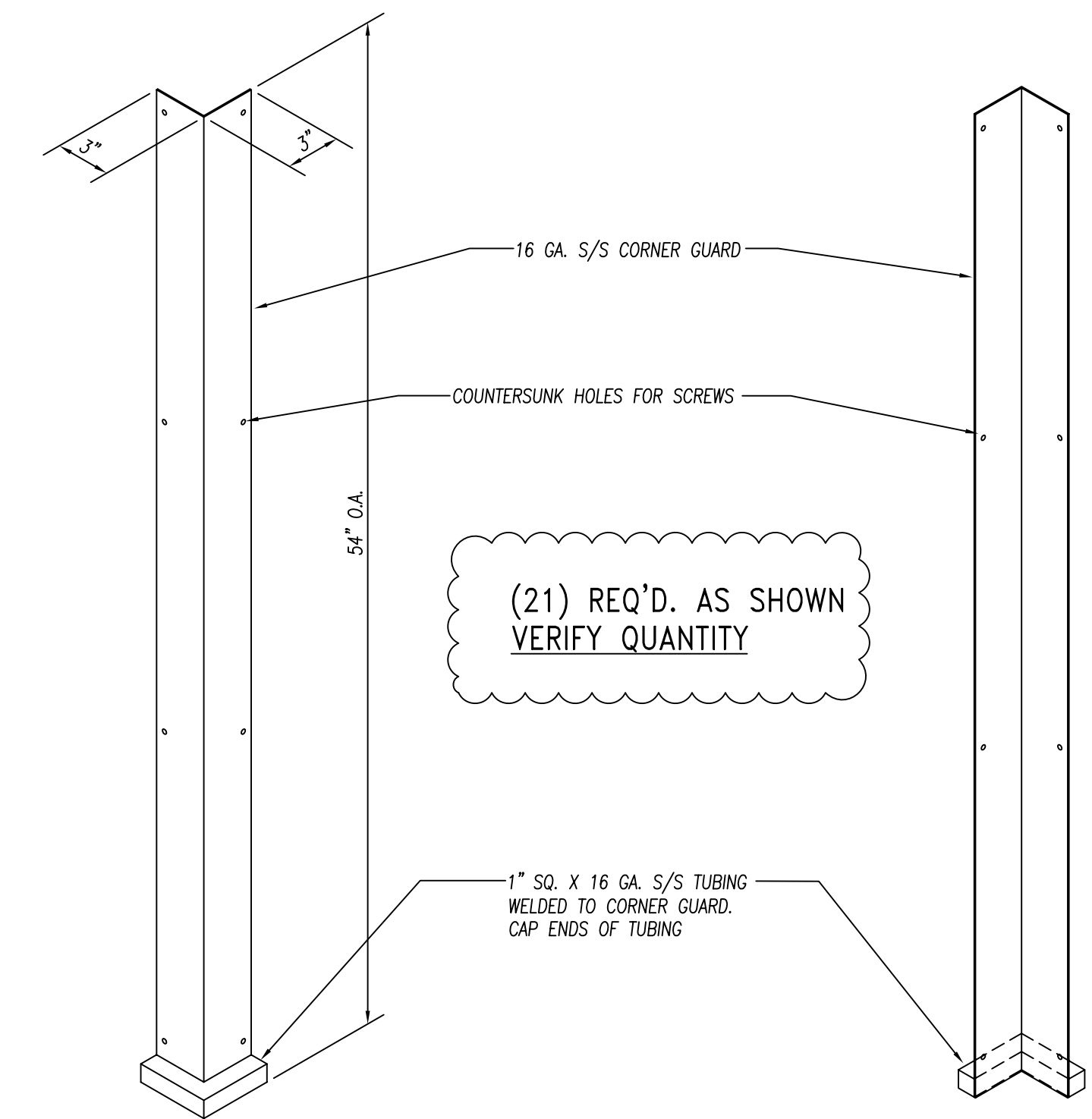
3" = 1' - 0"

NOTE TO EDWARD DON!
VERIFY DIMENSIONS FOR
ITEM:61 S/S TRIM

ITEM:61 S/S TRIM

(1) LOT REQ'D.

NOTE TO SHOP!
UPON VERIFYING DIMENSIONS FOR
ITEM:61 S/S TRIM. REFER TO
STANDARD DETAIL ON SHT:FS6.1
OF THE CONTRACT DRAWINGS



ISOMETRIC - FRONT VIEW

1 1/2" = 1' - 0"

ISOMETRIC - REAR VIEW

1 1/2" = 1' - 0"

ITEM:64 S/S CORNER GAURD

(21) REQ'D.

GENERAL NOTES		
NO.	DESCRIPTION	MATERIAL
1	TOPS AND SINKS	14 GA. S/S
2	REINFORCEMENT-UNEXPOSED	1 1/2" X 4" X 1 1/2" X 14 GA. GALV. CHANNEL
3	REINFORCEMENT-EXPOSED	1 1/2" X 4" X 1 1/2" X 14 GA. S/S CHANNEL
4	LEGS & CROSSRAILS	1 5/8" DIA. X 16 GA. S/S TUBING
5	REMOV. UNDERSHELVES	16 GA. S/S
6	WALL & OVERSHELVES	16 GA. S/S WITH 14 GA. S/S BRACKETS
7	COUNTER BODY	18 GA. S/S
8	DOOR AND DRAWER FACES	18 GA. S/S DOUBLE PAN CONSTR. SOUND DEADEN WITH STYROFOAM
9	FIXED UNDERSHELVES	16 GA. S/S
10	SOUND DEADENING	FULLY AT UNDERSIDE OF TOPS
11	FASTNERS	CHROME ACORN NUTZ NO EXPOSED FASTNERS

REINFORCEMENT TO BE NOT MORE THAN 30" O.C. WITH INTERSECTIONS OF CHANNELS FULLY WELDED. SOUND DEADENING MASTIC TO BE APPLIED BETWEEN TOP & CHANNEL REINFORCEMENT ONLY.

PARTS LIST			
ID.#	QTY.	DESCRIPTION	MFG. & MODEL NUMBER
①	4	S/S GUSSETS	COMPONENT HARDWARE #A18-0206
②	4	S/S BULLET FEET	COMPONENT HARDWARE #A10-0851



10923 LEROY DRIVE
NORTHGLENN, CO. 80233



PHONE: (303) 853-0107
FAX: (303) 853-0114



AS-BUILT 07.18.11

DATE: 2-22-10

DRAWN BY: WIDDIFIELD

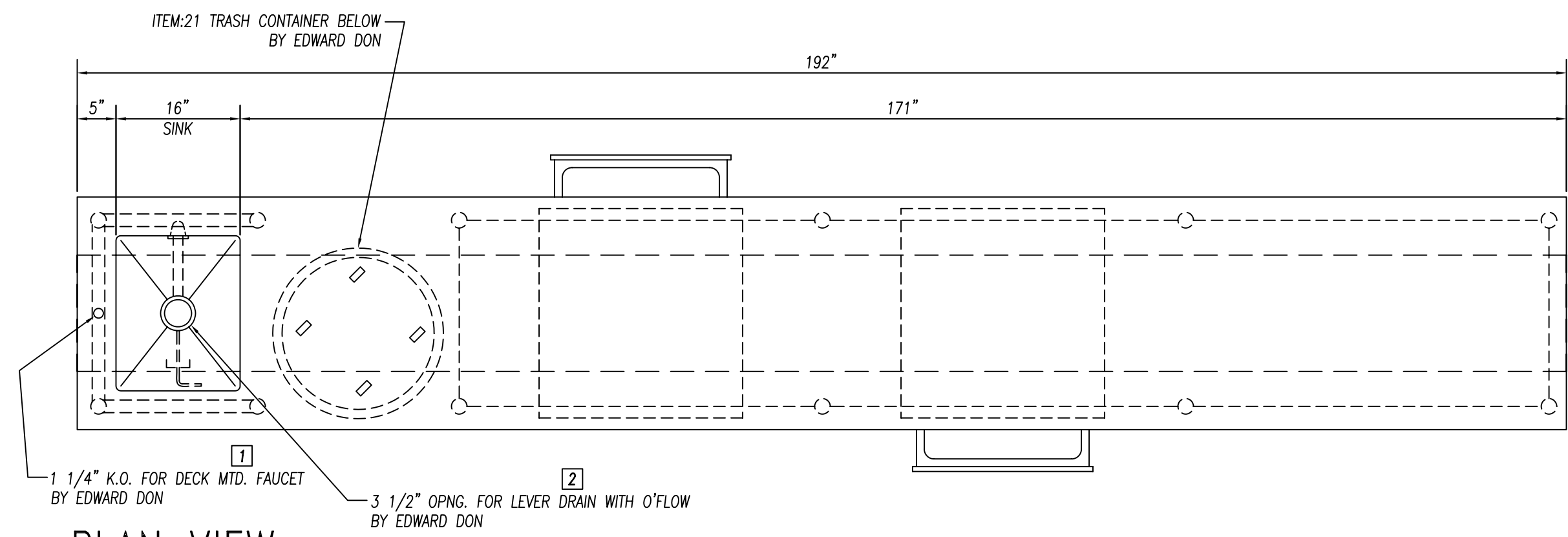
CHECKED BY:

SCALE: AS NOTED

ITEMS THIS SHEET:

CONSULTANT:
Mackesey And Associates LLC
Crystal Lake, IL

PROJECT: JOLIET JR. COLLEGE
Joliet, IL
CUSTOMER: EDWARD DON
North Riverside, IL
PAGE NUMBER: 4 OF 24
JOB NUMBER: 5789
ITEM:44 WORKTABLE, ITEM:45 FLOOR TROUGH
ITEM:61 S/S TRIM, ITEM:64 S/S CORNER GUARD

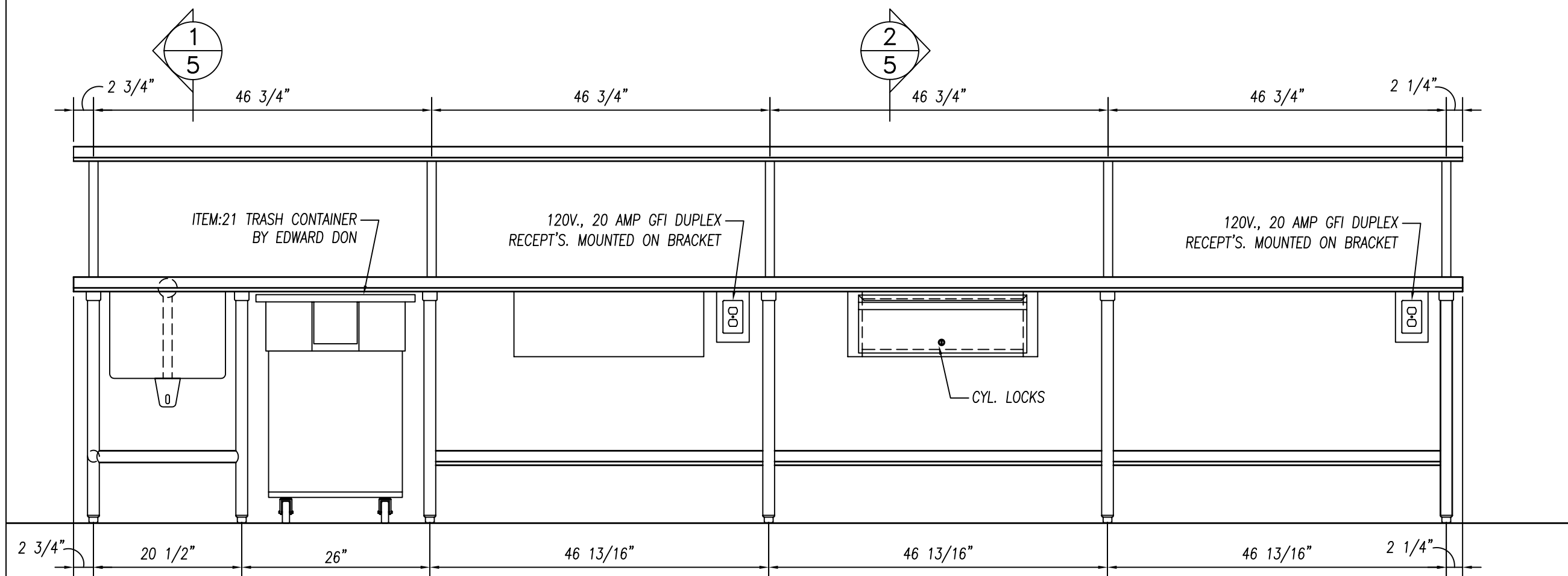


PLAN VIEW

3/4" = 1'-0"

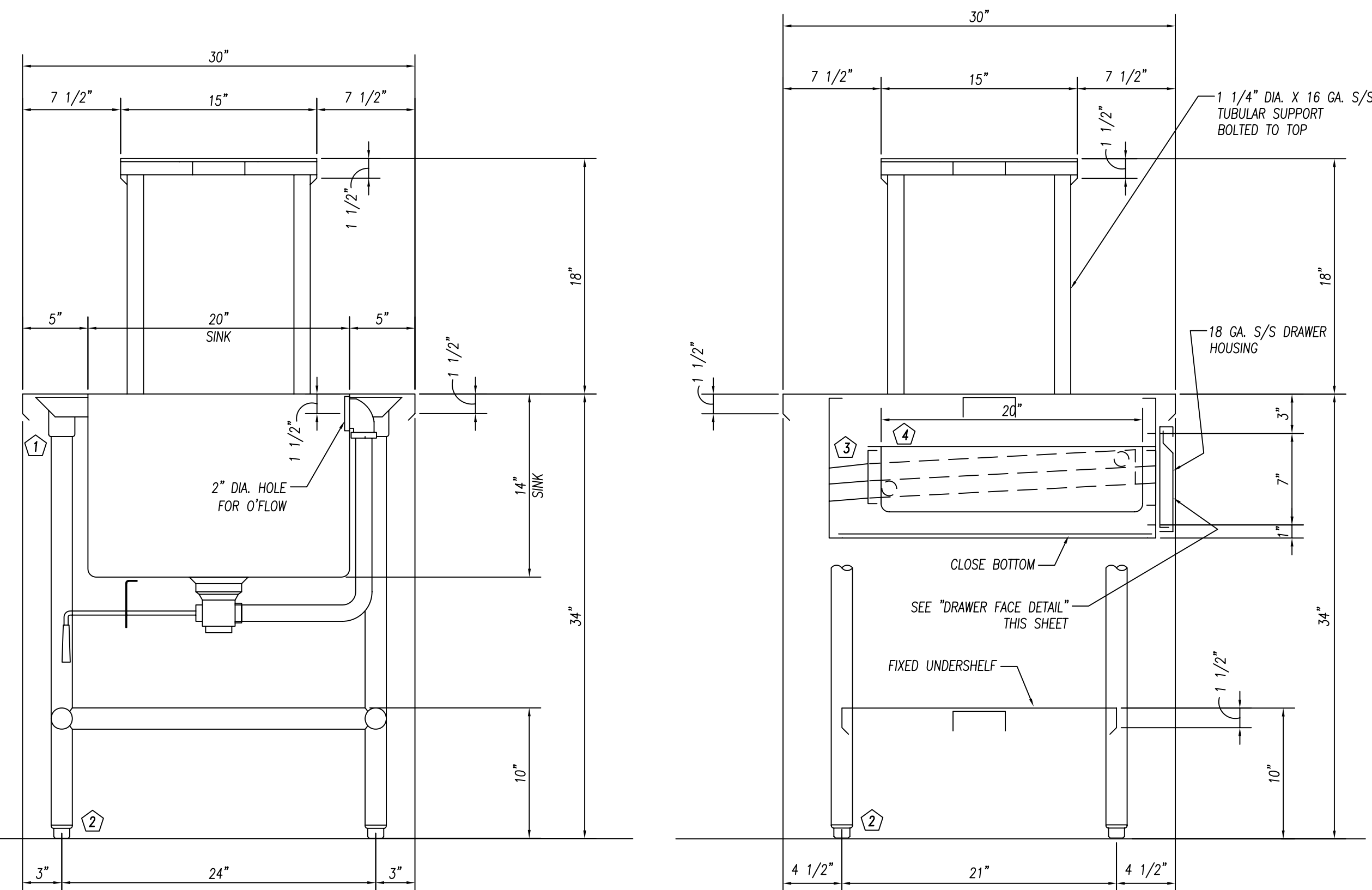
ITEM:53 WORKTABLE WITH SINK

(1) REQ'D.



ELEVATION

3/4" = 1'-0"

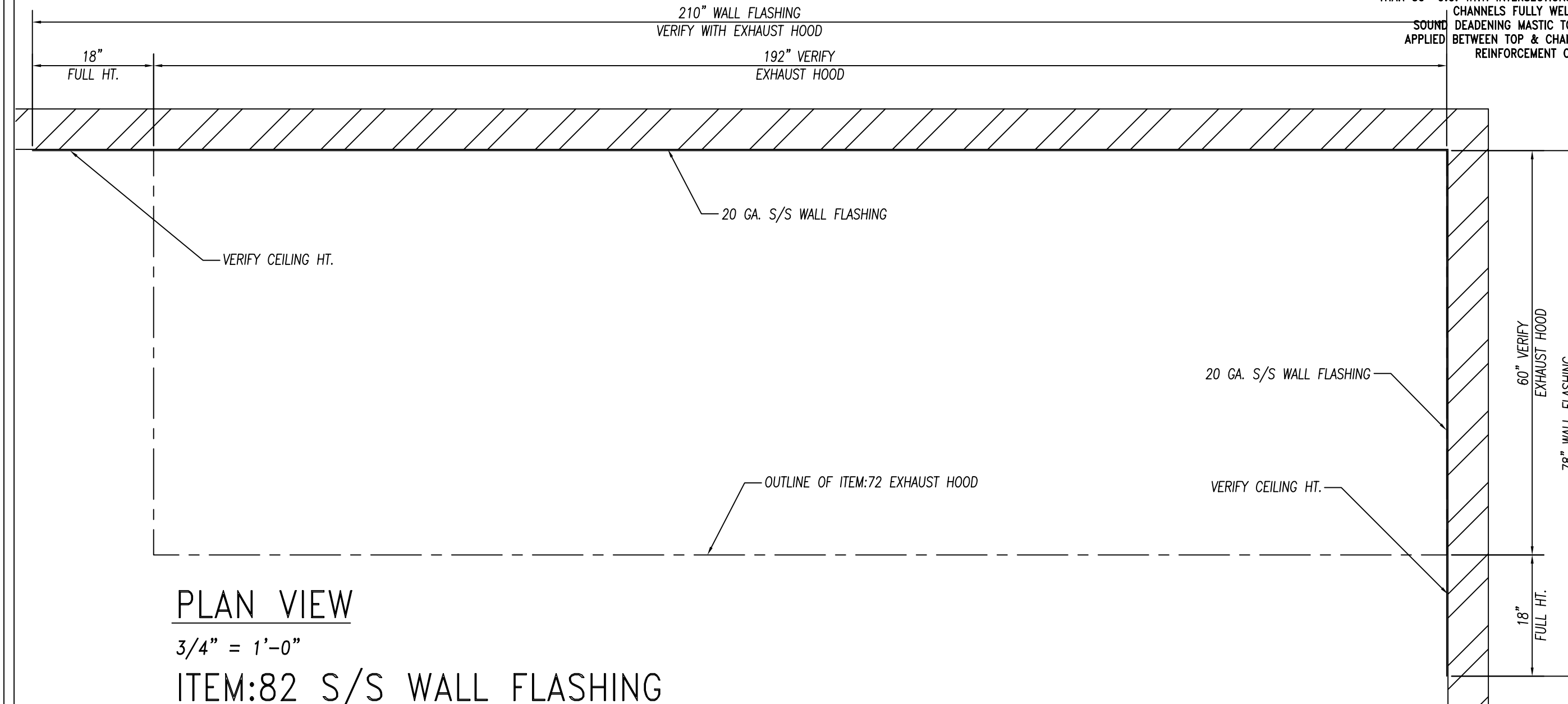


SECTION 1/5

1 1/2" = 1'-0"

SECTION 2/5

1 1/2" = 1'-0"



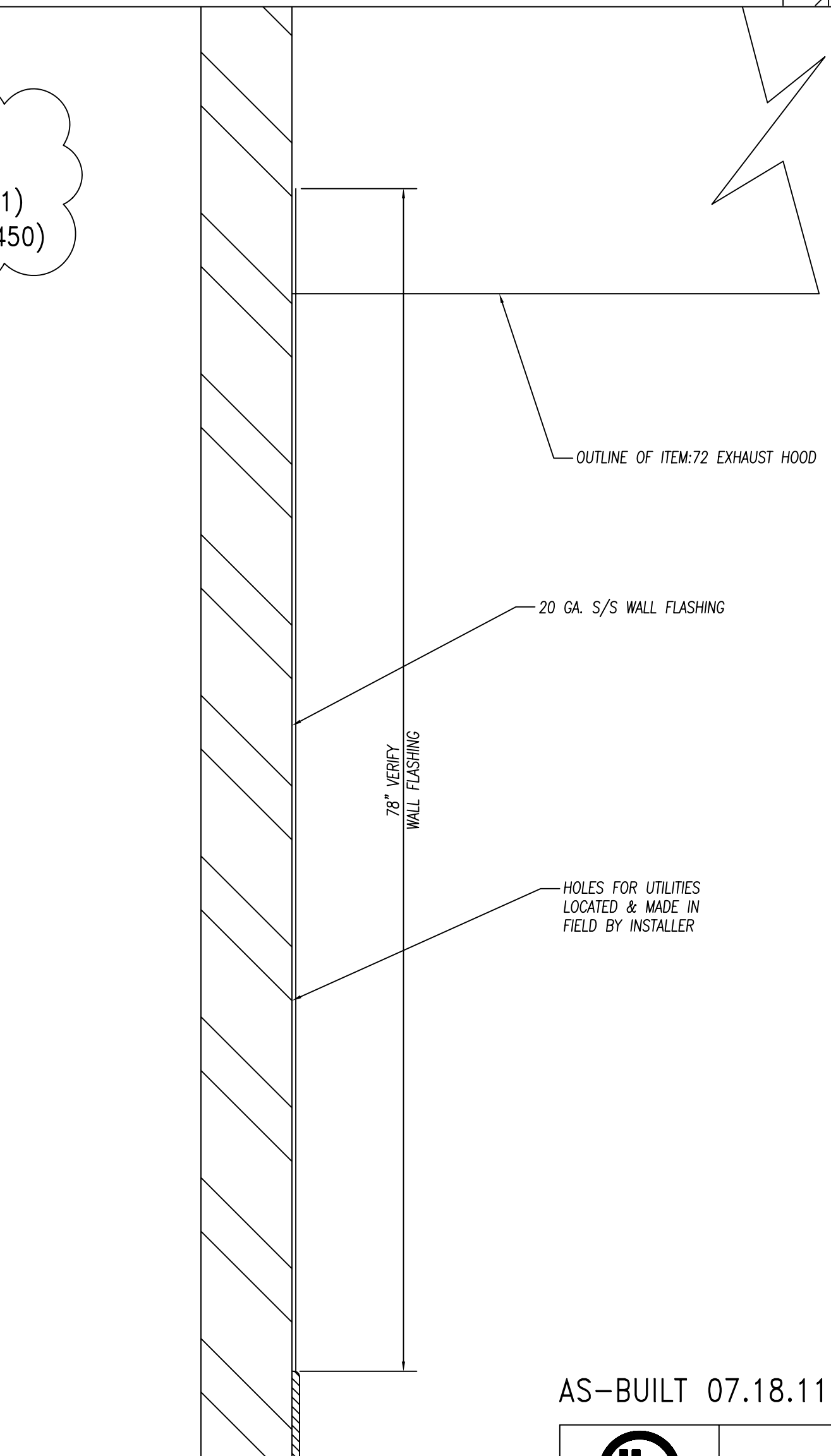
PLAN VIEW

3/4" = 1'-0"

ITEM:82 S/S WALL FLASHING

(1) LOT REQ'D.

NOTE TO SHOP!
 PROVIDE THE REQ'D AMOUNT OF TRIM STRIPS (COMPONENT HARDWARE #J63-1451) & BATTEN STRIPS (COMPONENT HARDWARE #J64-1450)



SECTION

1 1/2" = 1'-0"

GENERAL NOTES		
NO.	DESCRIPTION	MATERIAL
1	TOPS AND SINKS	14 GA. S/S
2	REINFORCEMENT-UNEXPOSED	1 1/2" X 4" X 1 1/2" X 14 GA. GALV. CHANNEL
3	REINFORCEMENT-EXPOSED	1 1/2" X 4" X 1 1/2" X 14 GA. S/S CHANNEL
4	LEGS & CROSSRAILS	1 5/8" DIA. X 16 GA. S/S TUBING
5	REMOV. UNDERSHELVES	16 GA. S/S
6	WALL & OVERSHELVES	16 GA. S/S WITH 14 GA. S/S BRACKETS
7	COUNTER BODY	18 GA. S/S
8	DOOR AND DRAWER FACES	18 GA. S/S DOUBLE PAN CONSTR. SOUND DEADEN WITH STYROFOAM
9	FIXED UNDERSHELVES	16 GA. S/S
10	SOUND DEADENING	FULLY AT UNDERSIDE OF TOPS
11	FASTNERS	CHROME ACORN NUTZ NO EXPOSED FASTNERS

PARTS LIST			
ID.#	QTY.	DESCRIPTION	MFG. & MODEL NUMBER
1	12	S/S GUSSETS	COMPONENT HARDWARE #A18-0206
2	12	S/S BULLET FEET	COMPONENT HARDWARE #A10-0851
3	2 PR.	S/S DRAWER SLIDES	COMPONENT HARDWARE #SS2 SERIES
4	2	S/S DRAWER PAN	20" X 20" X 5" DEEP

BUYOUT LIST			
ID.#	QTY.	DESCRIPTION	MFG. & MODEL NUMBER
1	1	DECK MTD. FAUCET	T & S #B-0201/B-0199-01 AERATOR
2	1	LEVER DRAIN W/O'FLOW	T & S #B-3970-01

These Items ARE NOT PROVIDED BY NATIONWIDE
 ★ Items That Must Be Shipped To Nationwide For Installation

AS-BUILT 07.18.11

	10923 LEROY DRIVE NORTHGLENN, CO. 80233		PHONE: (303) 853-0107 FAX: (303) 853-0114		
	PROJECT: JOLIET JR. COLLEGE Joliet, IL		CUSTOMER: EDWARD DON North Riverside, IL		
DATE: 2-22-10	DRAWN BY: WIDDIFIELD	CHECKED BY:	SCALE: AS NOTED	ITEMS THIS SHEET:	PAGE NUMBER 5 OF 24
CONSULTANT: Mackesey And Associates LLC Crystal Lake, IL	ITEM:53 WORKTABLE WITH SINK ITEM:82 S/S WALL FLASHING	JOB NUMBER 5789			

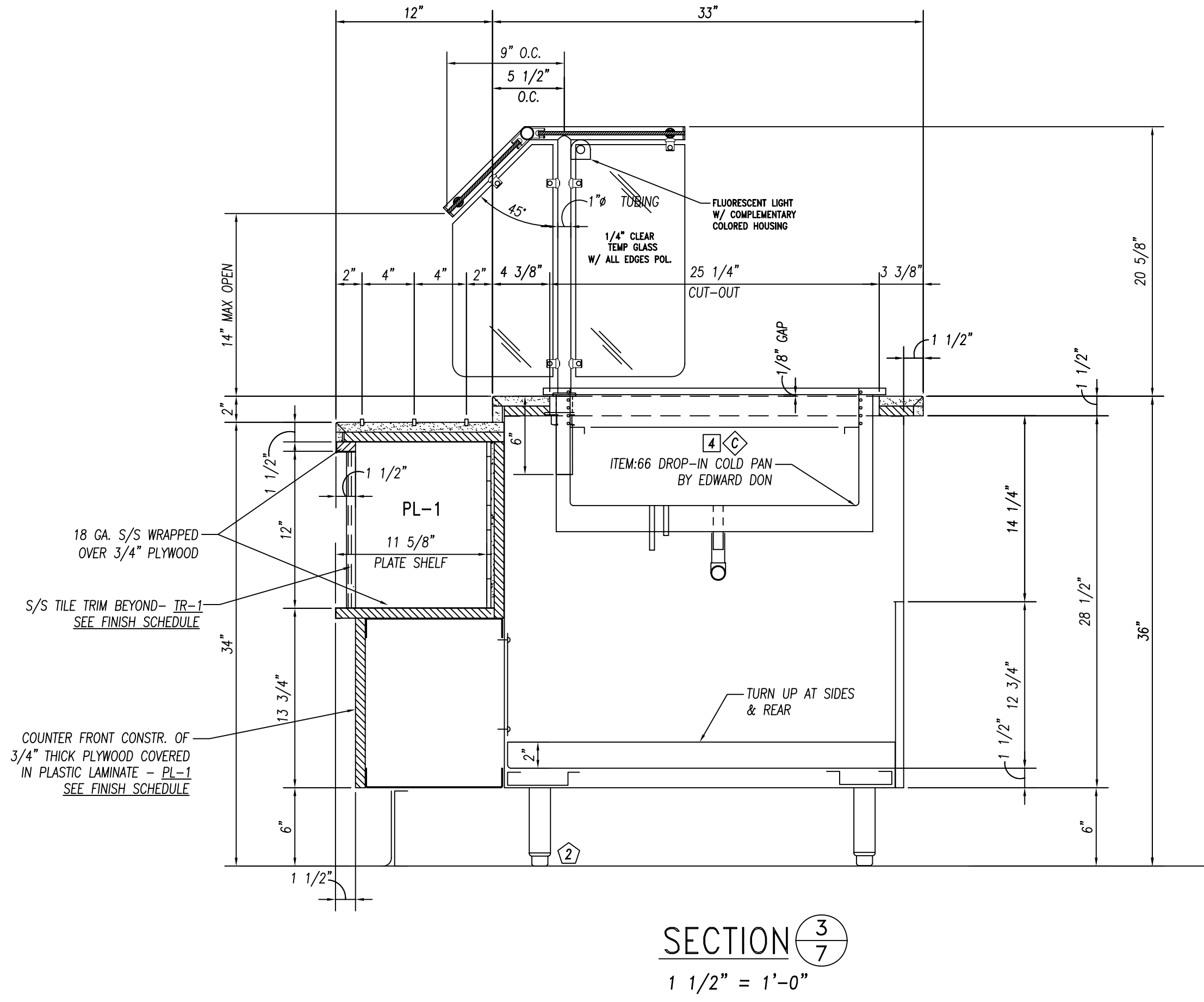
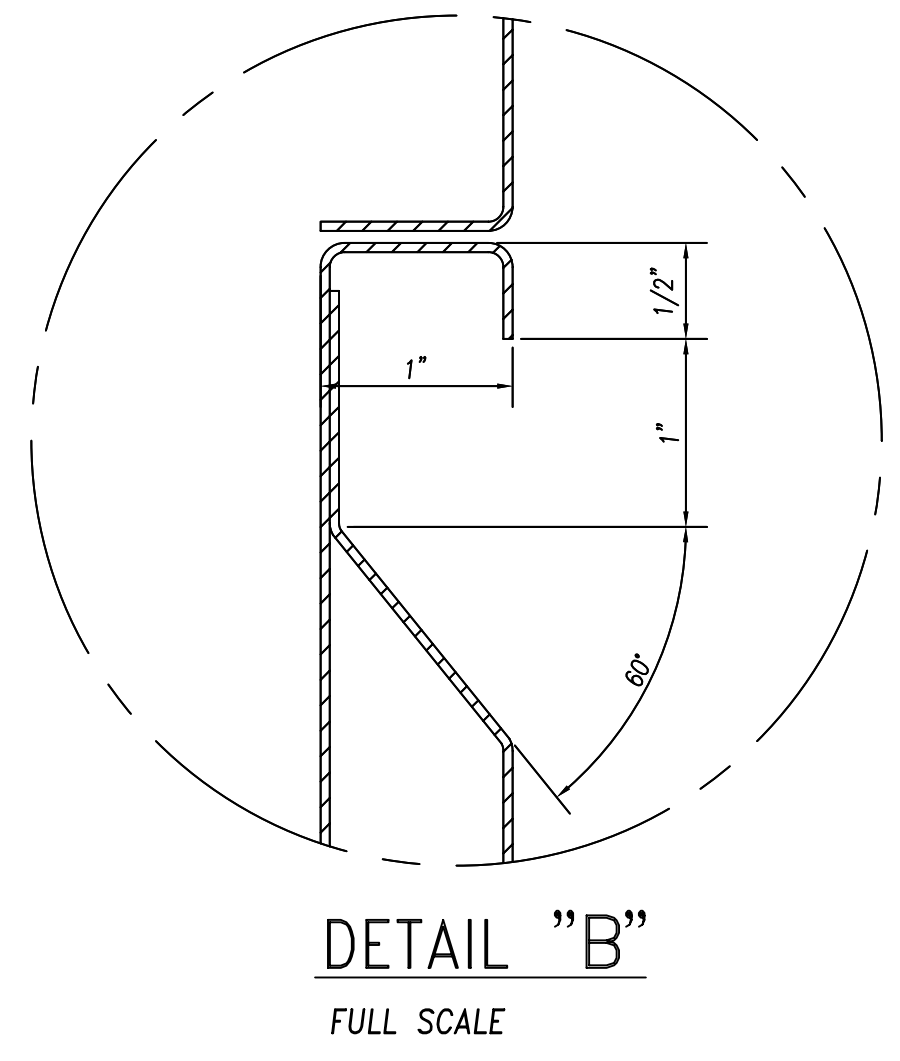
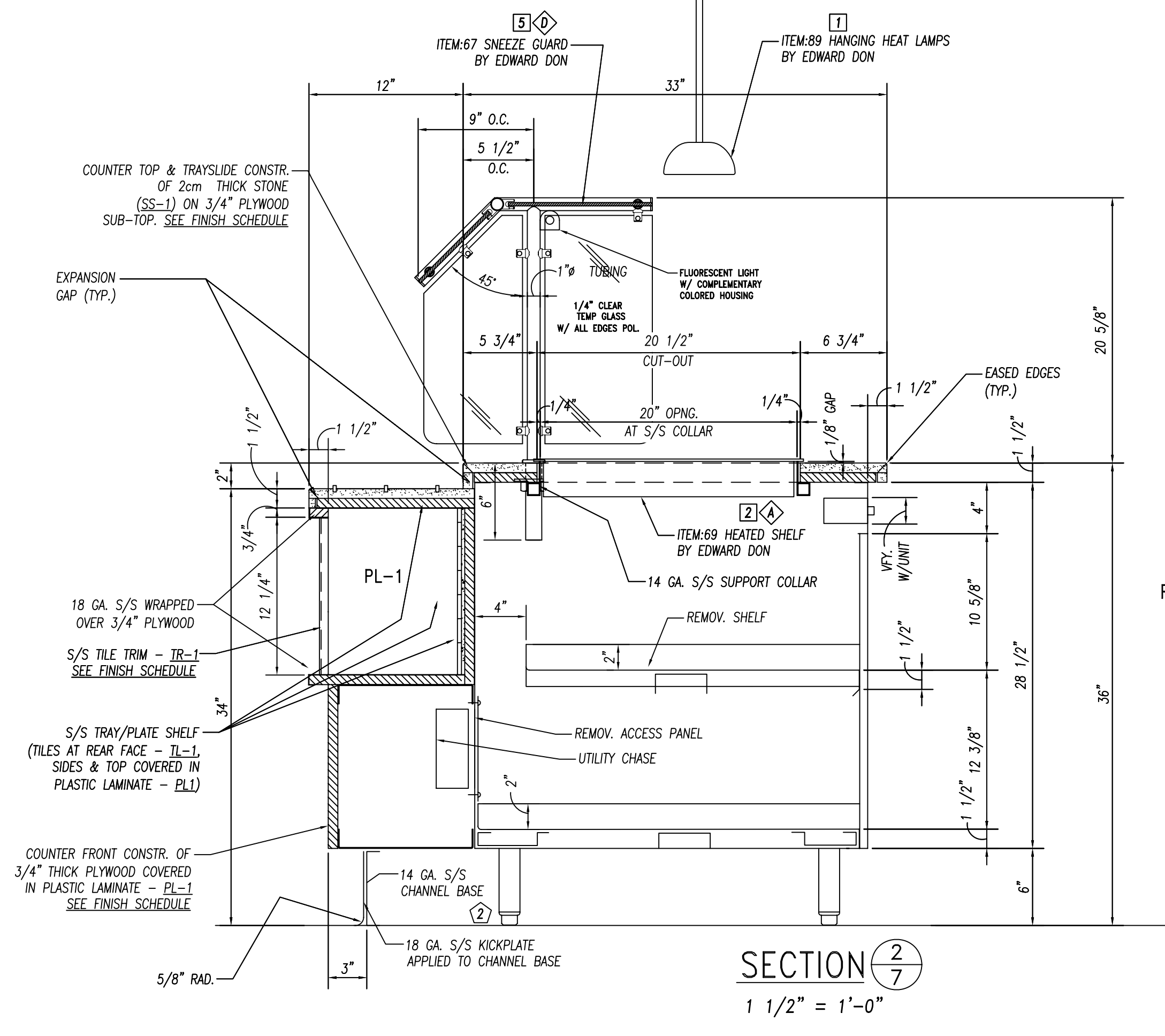
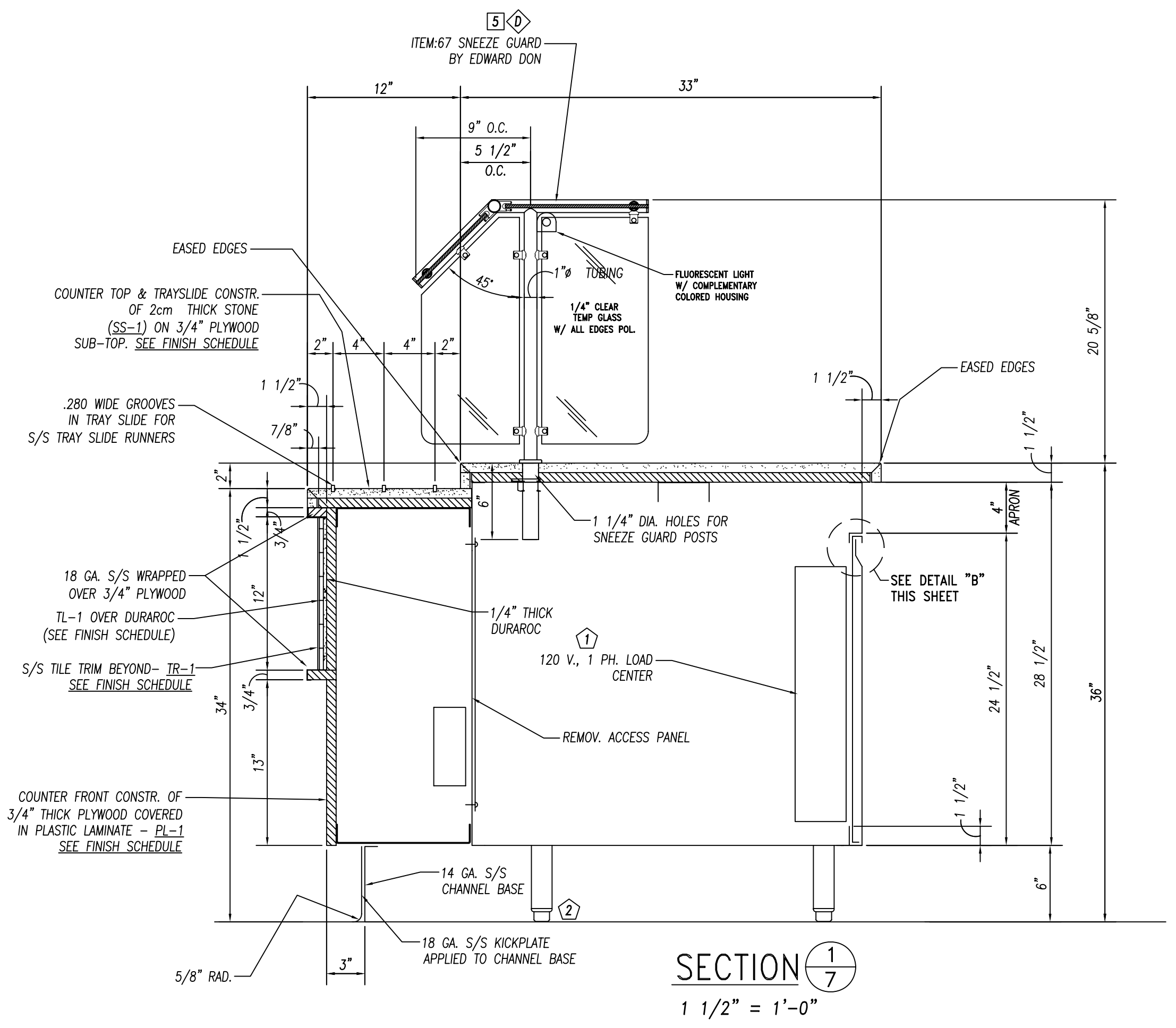
GENERAL NOTES

NO.	DESCRIPTION	MATERIAL
1	TOPS AND SINKS	14 GA. S/S
2	REINFORCEMENT-UNEXPOSED	1 1/2" X 4" X 1 1/2" X 14 GA. GALV. CHANNEL
3	REINFORCEMENT-EXPOSED	1 1/2" X 4" X 1 1/2" X 14 GA. S/S CHANNEL
4	LEGS & CROSSRAILS	1 5/8" DIA. X 16 GA. S/S TUBING
5	REMOV. UNDERSHELVES	16 GA. S/S
6	WALL & OVERSHELVES	16 GA. S/S WITH 14 GA. S/S BRACKETS
7	COUNTER BODY	18 GA. S/S
8	DOOR AND DRAWER FACES	18 GA. S/S DOUBLE PAN CONSTR. SOUND DEADEN WITH STYROFOAM
9	FIXED UNDERSHELVES	16 GA. S/S
10	SOUND DEADENING	FULLY AT UNDERSIDE OF TOPS
11	FASTNERS	CHROME ACORN NUTZ NO EXPOSED FASTNERS

FOODSERVICE EQUIPMENT FINISHES

SS-1	COUNTERTOP, TRAYSIDE - 2cm THICK STONE - ZODIAC, COLOR: CELESTIAL BLUE
PL-1	COUNTER FRONT - 3/4" PLYWOOD WITH WHITE MELAMINE FINISH ON UNEXPOSED SIDE, & ALL EXPOSED COVERED IN PLASTIC LAMINATE FORMICA, 6208-LX, GLAMOUR CHERRY
TL-1	2" X 2" MOSAIC GLAZED TILE - CERAMIC VOGUE or ROYAL MOSA, FINISH: TRANSPARENZIA. MOSAIC COLORS: Albicocca(orange), Giallo(yellow), Lavanda(lavender), Giada(light green), Grigio(medium grey), Ferro(dark grey) - PROVIDE EQUAL AMOUNTS OF 6 COLORS APPLIED IN RANDOM PATTERN
TR-1	TILE TRIM - STAINLESS STEEL EDGE STRIP SCHLUTER SYSTEMS, QUADREC, OR APPROVED EQUAL

RUN GRAIN VERTICALLY



ELECTRICAL REQUIREMENTS

ID.#	ITEM	ELEC. REQ'MTS.
1	ITEM:69 HEATED SHELF	120 V. 1PH. 4.2 AMPS
2	ITEM:68 FOOD WARMER	120 V. 1PH. 6.7 AMPS
3	ITEM:66 COLD PAN	120 V. 1PH. 7.8 AMPS
4	ITEM:67 SNEEZE GUARD	120 V. 1PH. 8.4 AMPS

PARTS LIST

ID.#	QTY.	DESCRIPTION	MFG. & MODEL NUMBER
1	1	LOAD CENTER	TBD
2	12	S/S BULLET FEET	COMPONENT HARDWARE #A10-0851

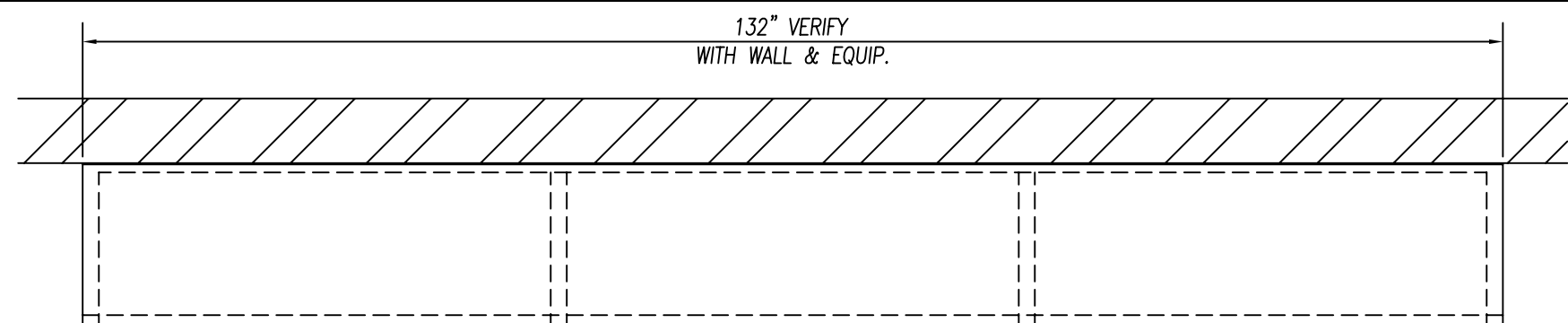
BUYOUT LIST

ID.#	QTY.	DESCRIPTION	MFG. & MODEL NUMBER
1	3	HANGING HEAT LAMPS	MERCO/SAVORY #500-S CONTEMPO
2	1	HEATED SHELF	MERCO/SAVORY #TS2-48B
3	3	FOOD WARMER	APW #SM-50-11D UL
4	2	COLD PAN	ATLAS METAL #RMX-4
5	1	SNEEZE GUARD	PREMIER #FMS2R

These Items ARE NOT PROVIDED BY NATIONWIDE
★ Items That Must Be Shipped To Nationwide For Installation

	DATE: 2-22-10 DRAWN BY: CUSHING CHECKED BY:	10923 LEROY DRIVE NORTHGLENN, CO. 80233 PHONE: (303) 853-0107 FAX: (303) 853-0114	
	PROJECT: JOLIET JR. COLLEGE Joliet, IL CUSTOMER: EDWARD DON North Riverside, IL		
AS-BUILT 07.18.11 REVISIONS:	SCALE: AS NOTED ITEMS THIS SHEET:	ITEM:65 CAFETERIA COUNTER SECTIONS	PAGE NUMBER: 7 OF 24 JOB NUMBER: 5789

CONSULTANT: Mackesey And Associates LLC
Crystal Lake, IL

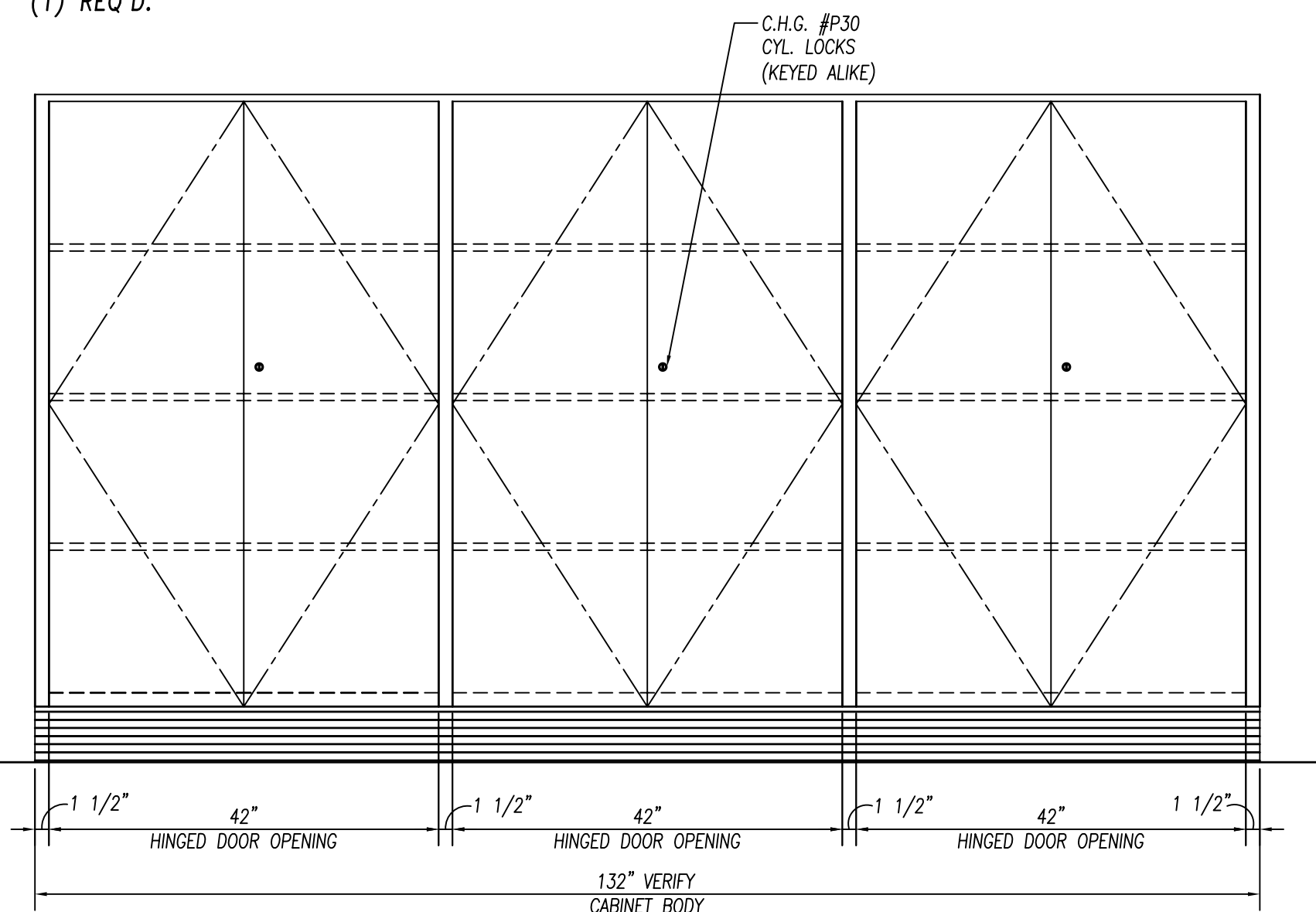


PLAN VIEW

3/4" = 1'-0"

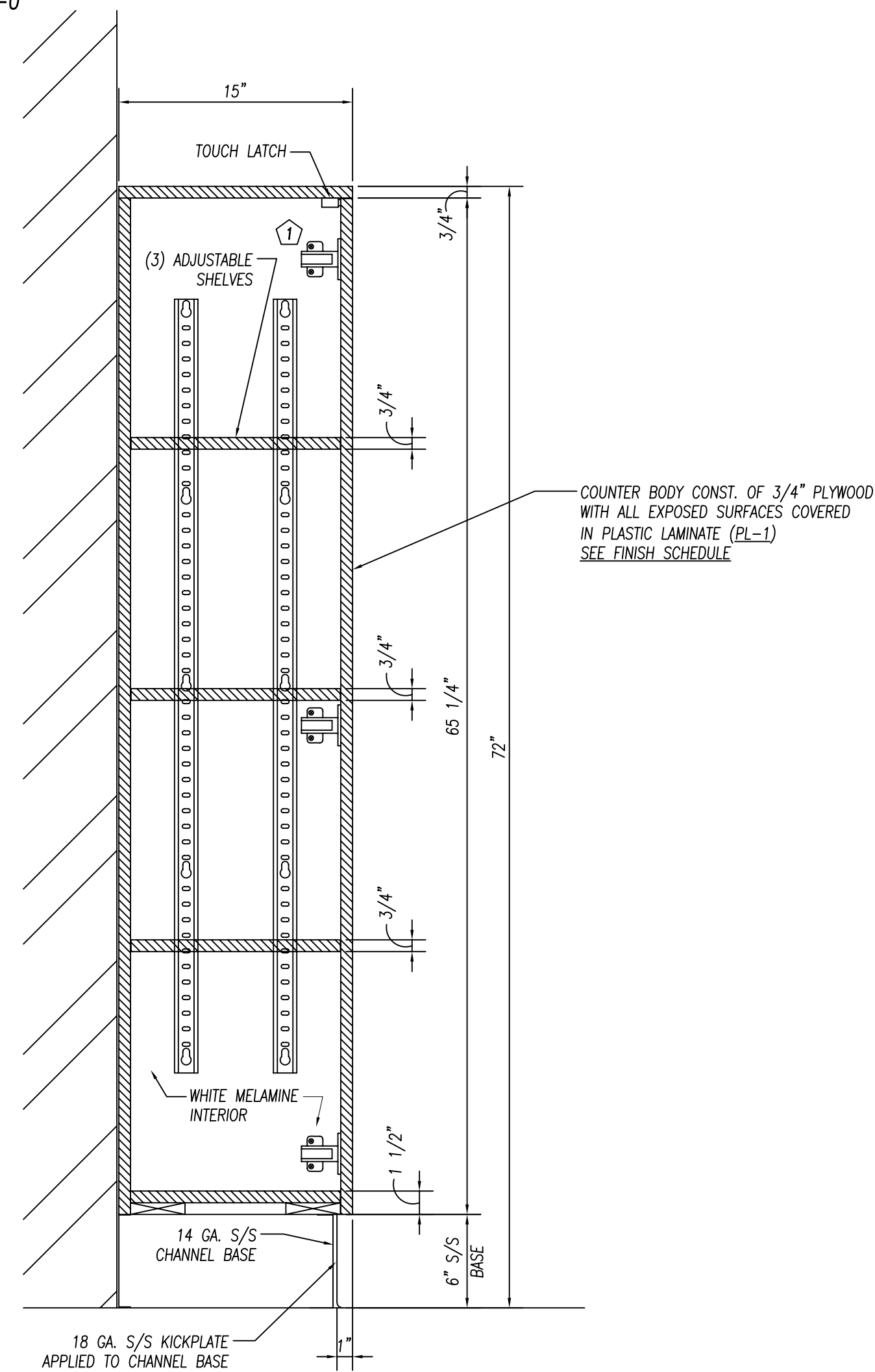
ITEM:145 STORAGE CABINET

(1) REQ'D.



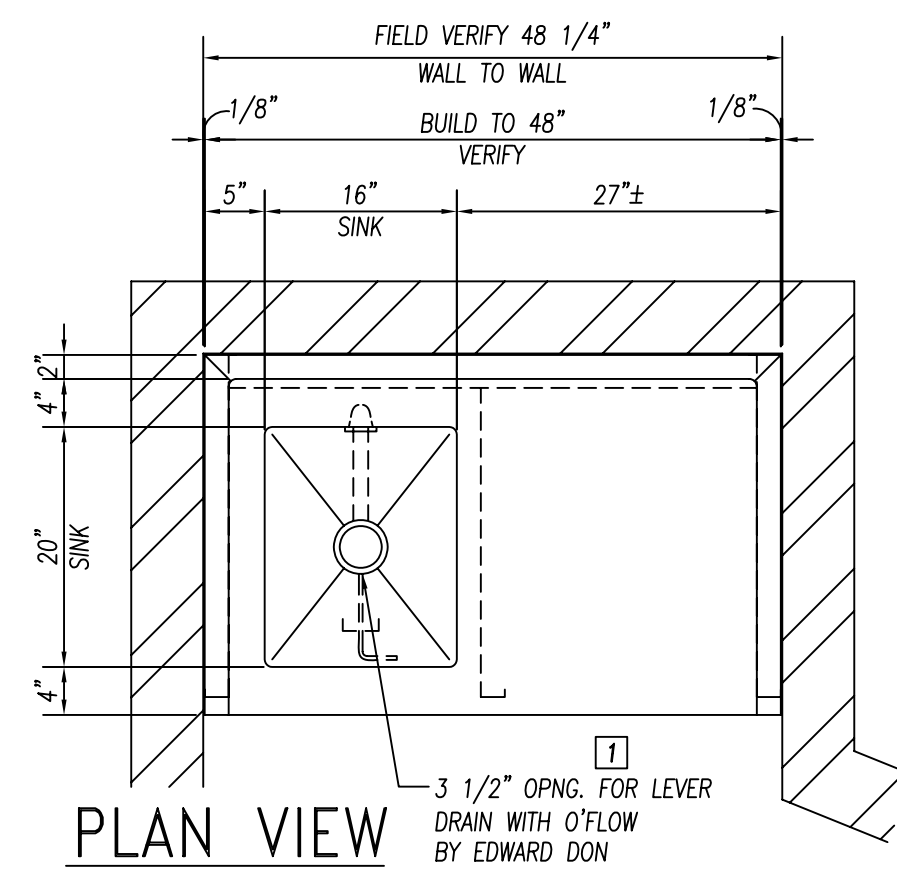
ELEVATION

3/4" = 1'-0"



SECTION

1 1/2" = 1'-0"



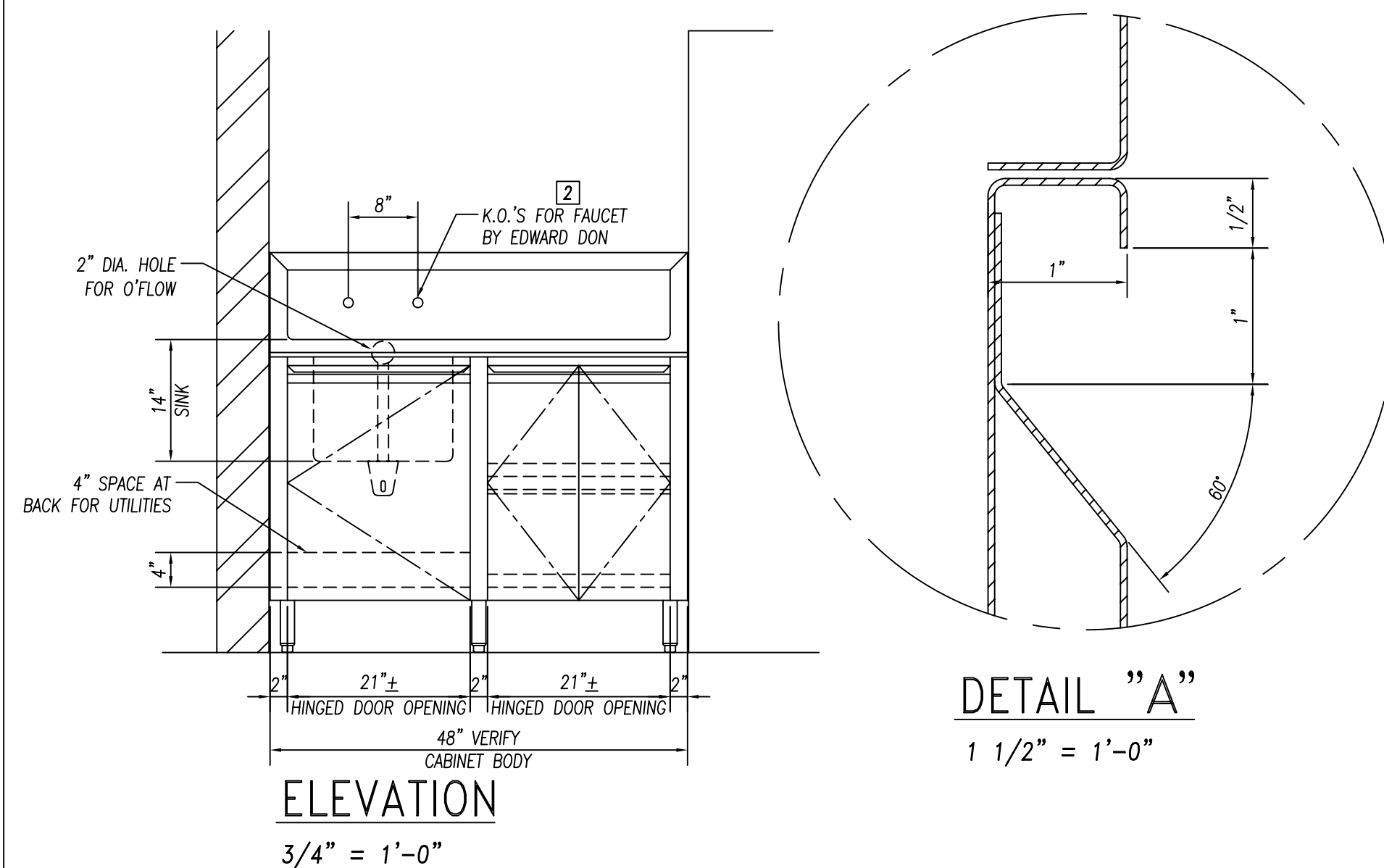
PLAN VIEW

3/4" = 1'-0"

ITEM:148 WORKCOUNTER WITH SINK

(1) REQ'D.

NOTE TO SHOP!
S/S HINGED DOOR HARDWARE CONSISTS OF S/S LIFT-OFF HINGES AND FRICTION CATCHES

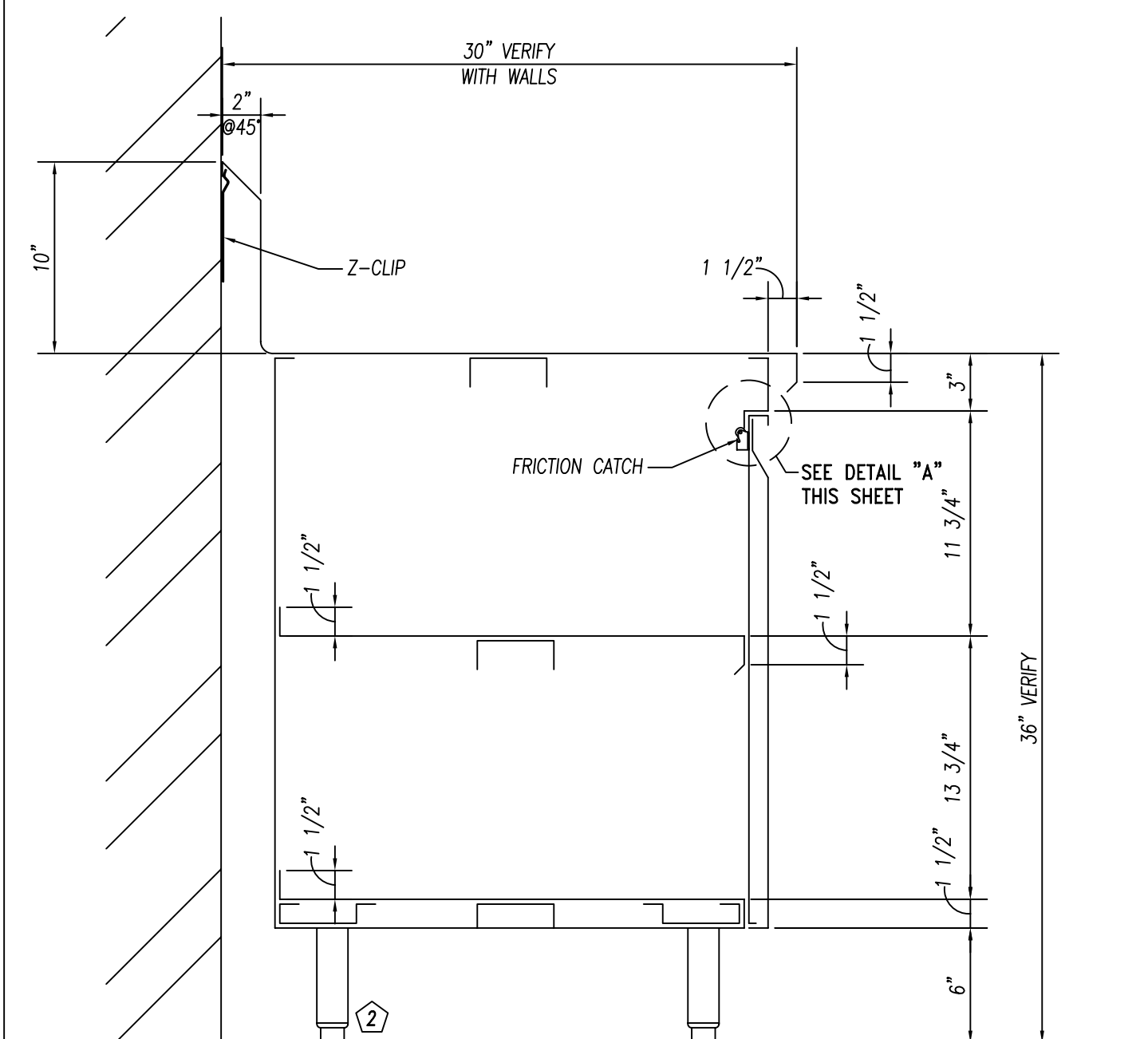


ELEVATION

3/4" = 1'-0"

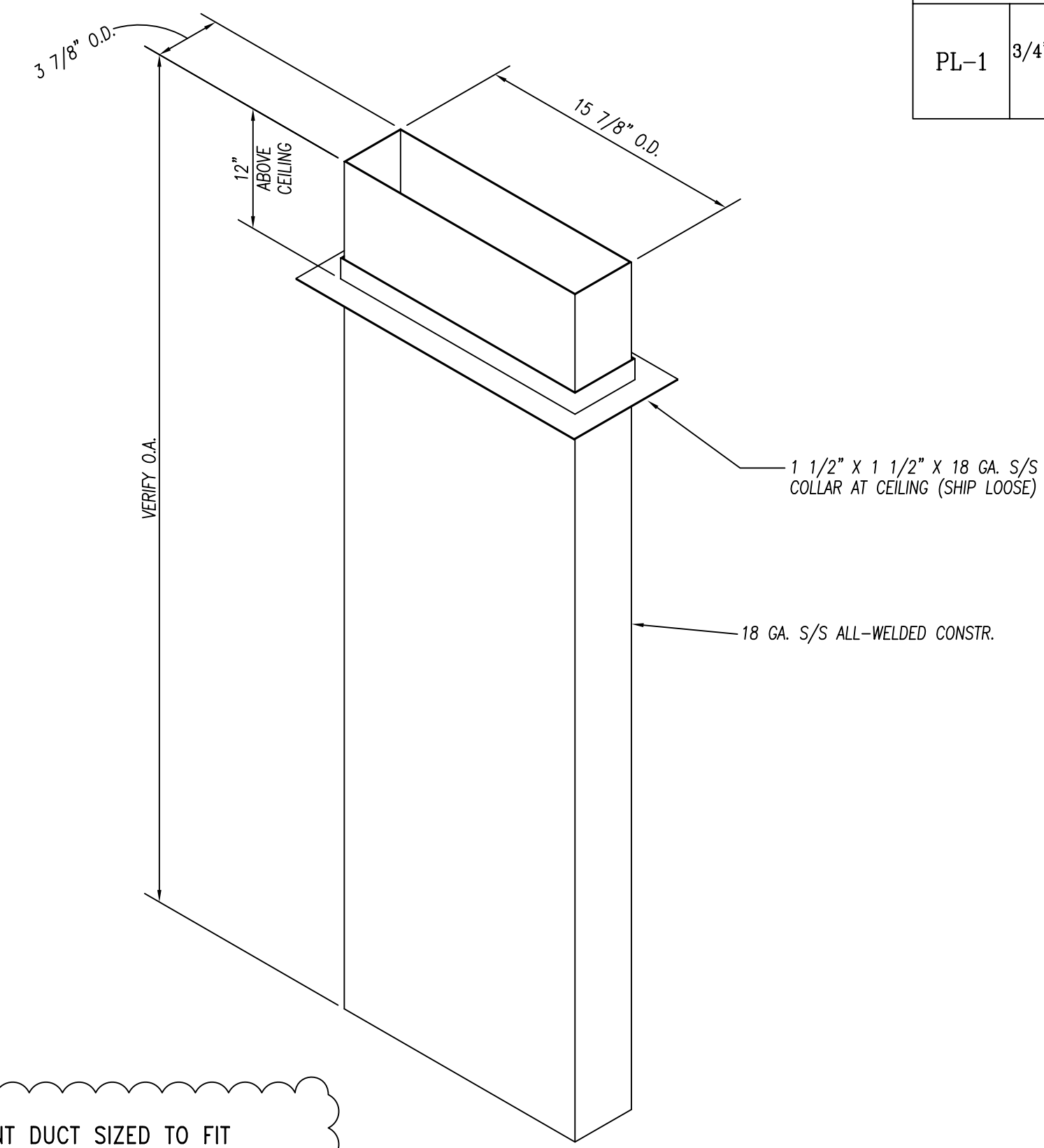
DETAIL "A"

1 1/2" = 1'-0"



SECTION

1 1/2" = 1'-0"



VENT DUCT SIZED TO FIT
ITEM:155 DISHWASHER
HOBART #CL44E-13

ISOMETRIC

1 1/2" = 1'-0"

ITEM:156/157 VENT DUCT

(2) REQ'D.

GENERAL NOTES

NO.	DESCRIPTION	MATERIAL
1	TOPS AND SINKS	14 GA. S/S
2	REINFORCEMENT-UNEXPOSED	1 1/2" X 4" X 1 1/2" X 14 GA. GALV. CHANNEL
3	REINFORCEMENT-EXPOSED	1 1/2" X 4" X 1 1/2" X 14 GA. S/S CHANNEL
4	LEGS & CROSSRAILS	1 5/8" DIA. X 16 GA. S/S TUBING
5	REMOV. UNDERSHELVES	16 GA. S/S
6	WALL & OVERSHELVES	16 GA. S/S WITH 14 GA. S/S BRACKETS
7	COUNTER BODY	18 GA. S/S
8	DOOR AND DRAWER FACES	18 GA. S/S DOUBLE PAN CONSTR. SOUND DEADEN WITH STYROFOAM
9	FIXED UNDERSHELVES	16 GA. S/S
10	SOUND DEADENING	FULLY AT UNDERSIDE OF TOPS
11	FASTNERS	CHROME ACORN NUTZ NO EXPOSED FASTNERS

FOODSERVICE EQUIPMENT FINISHES

PL-1	COUNTER FRONT - 3/4" PLYWOOD WITH WHITE MELAMINE FINISH ON UNEXPOSED SIDE, & ALL EXPOSED COVERED IN PLASTIC LAMINATE FORMICA, 6208-LX, GLAMOUR CHERRY
------	--

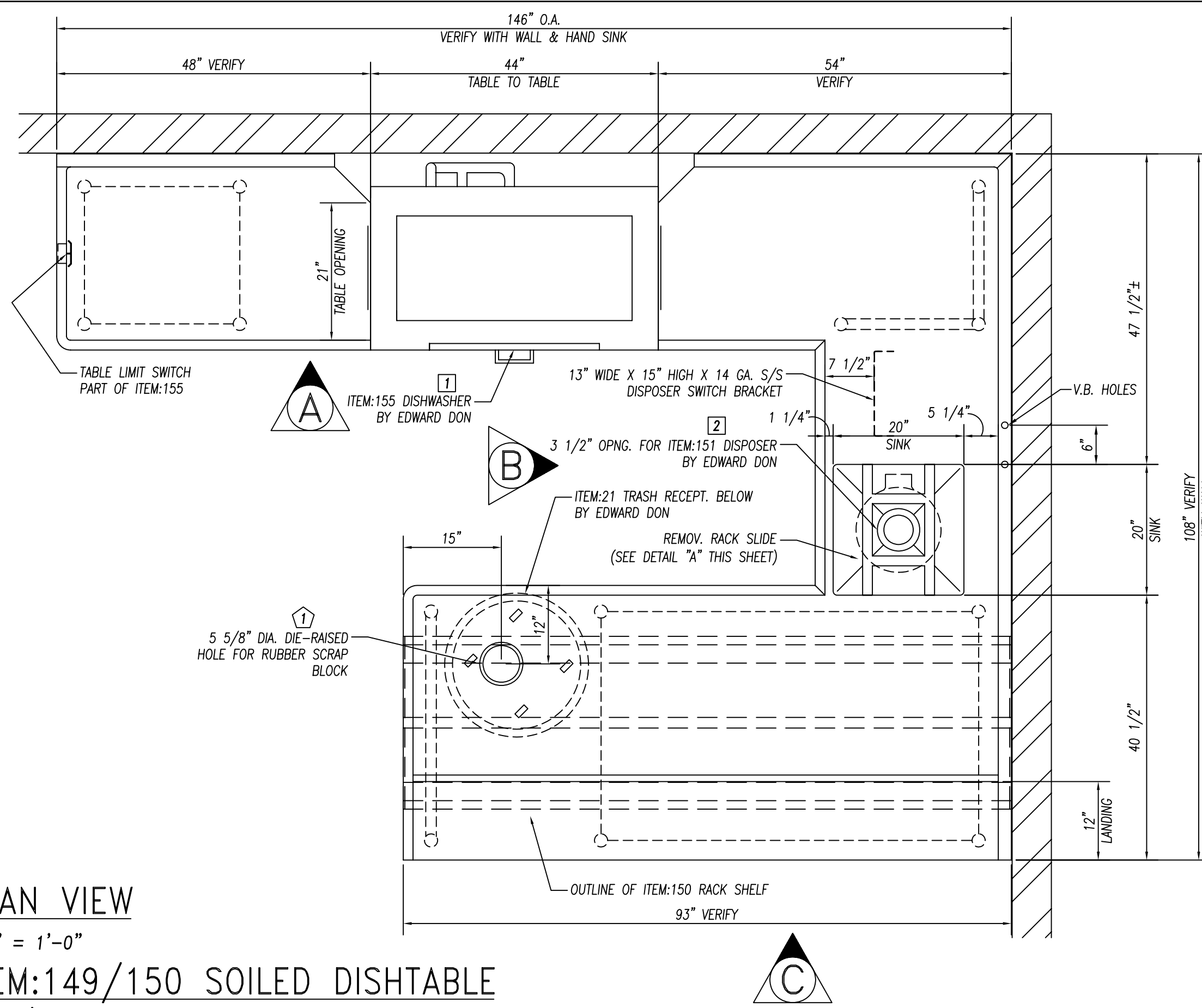
PARTS LIST

ID.#	QTY.	DESCRIPTION	MFG. & MODEL NUMBER
①	12	CONCEALED HINGES	BLUM OR EQUAL
②	6	S/S BULLET FEET	COMPONENT HARDWARE #A10-0851

ID.#	QTY.	DESCRIPTION	MFG. & MODEL NUMBER
①	1	LEVER DRAIN W/O'FLOW	T & S #B-3970-01
②	1	FAUCET	T & S #B-0231/B-0199-01 AERATOR

These Items ARE NOT PROVIDED BY NATIONWIDE
★ Items That Must Be Shipped To Nationwide For Installation

	10923 LEROY DRIVE NORTHGLENN, CO. 80233		PHONE: (303) 853-0107 FAX: (303) 853-0114		
	DATE: 2-22-10 DRAWN BY: WIDDIFIELD CHECKED BY:		PROJECT: JOLIET JR. COLLEGE Joliet, IL		CUSTOMER: EDWARD DON North Riverside, IL
AS-BUILT 07.18.11	REVISIONS:	SCALE: AS NOTED	ITEMS THIS SHEET:	CONSULTANT: Mackesey And Associates LLC Crystal Lake, IL	JOB NUMBER 5789



PLAN VIEW

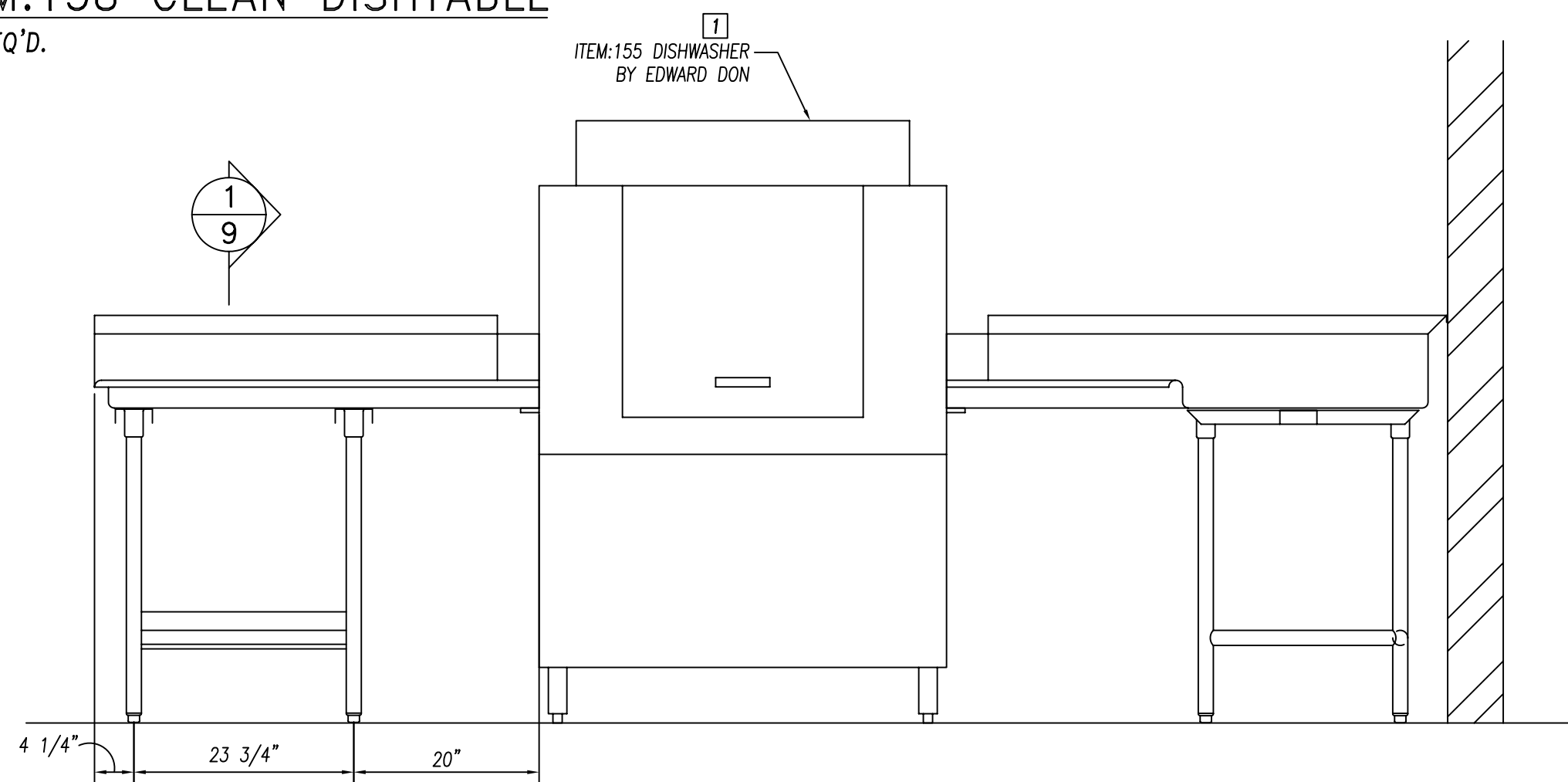
3/4" = 1'-0"

ITEM:149/150 SOILED DISHTABLE

(1) REQ'D.

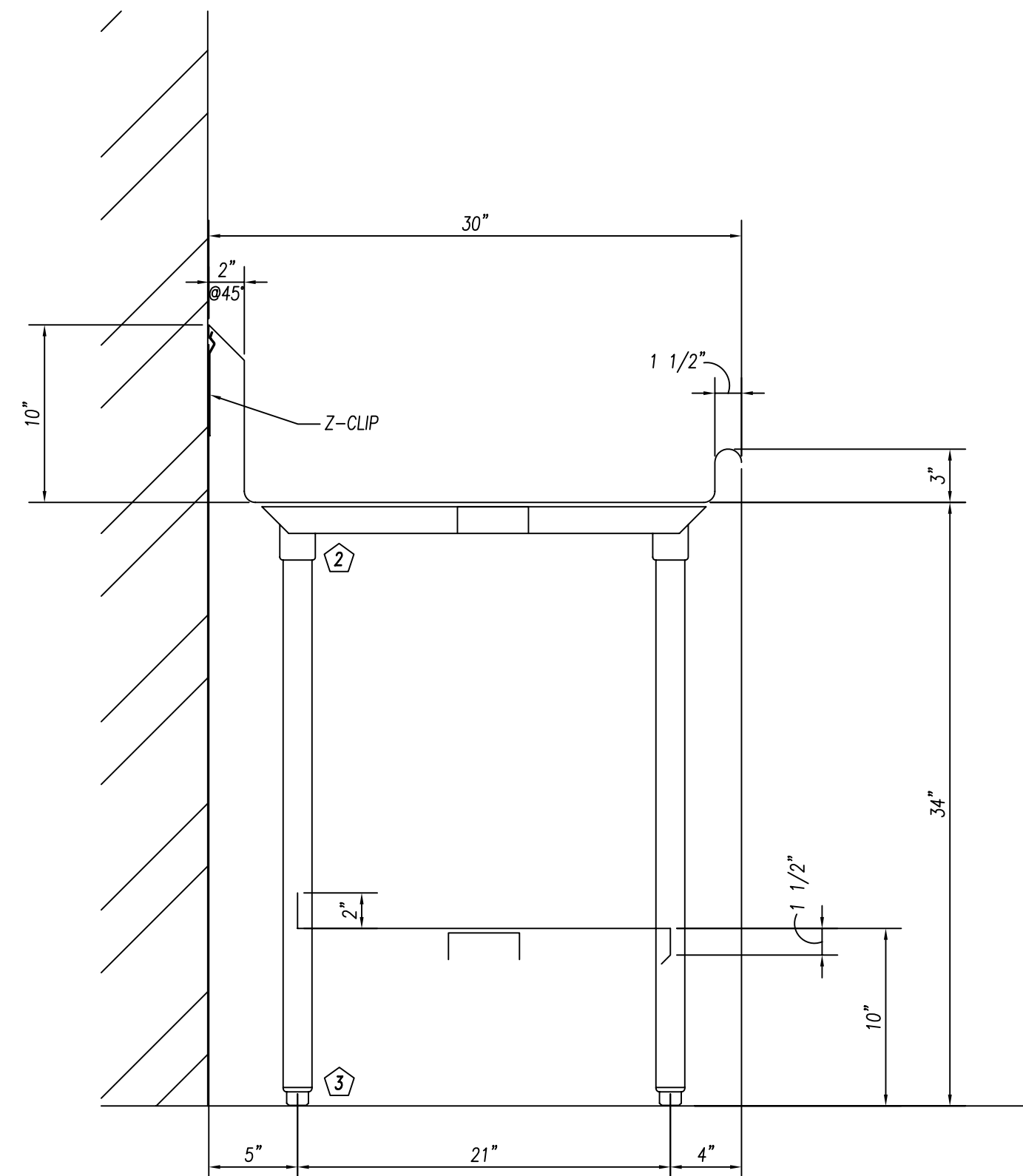
ITEM:158 CLEAN DISHTABLE

(1) REQ'D.



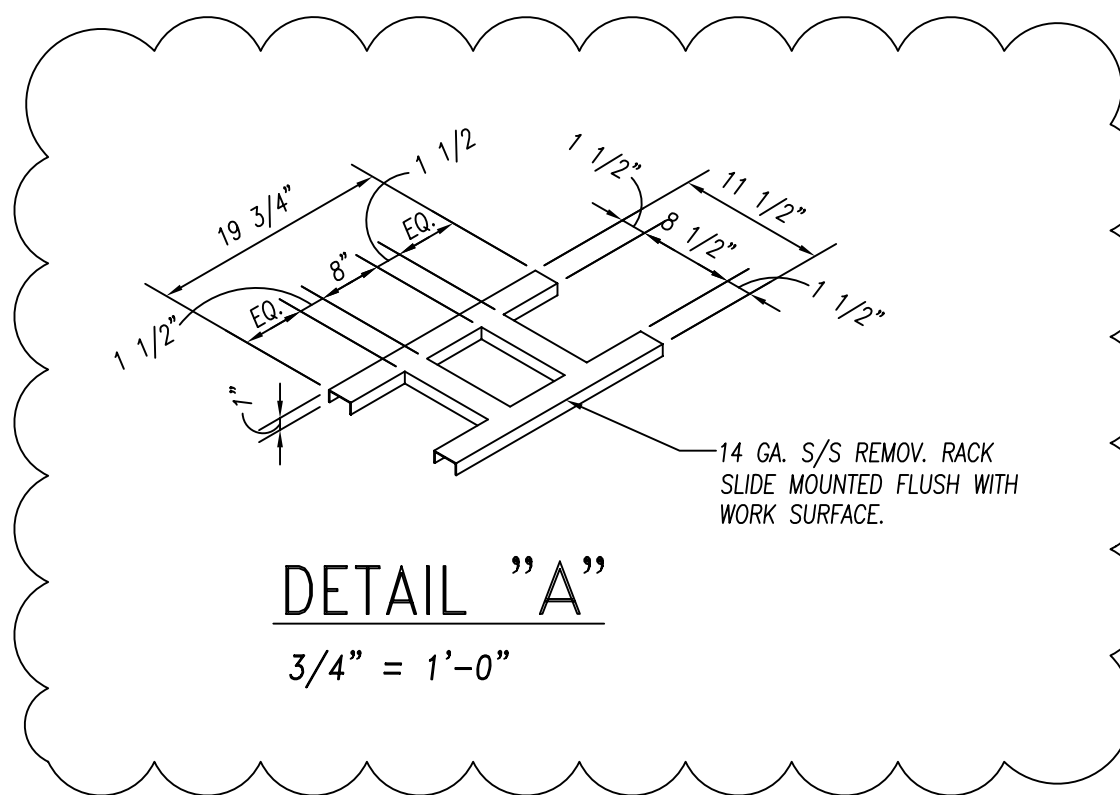
ELEVATION "A"

3/4" = 1'-0"



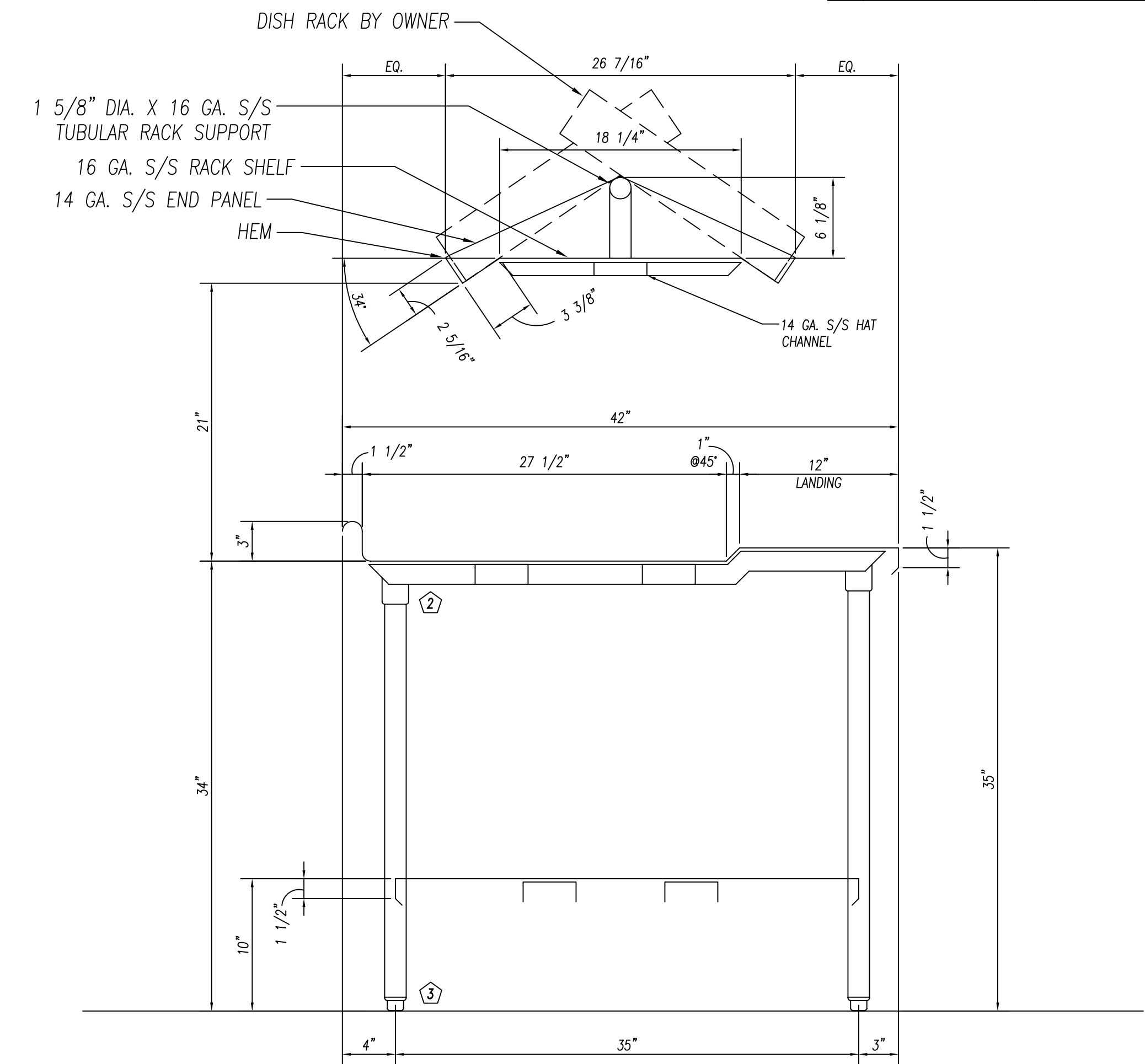
SECTION 1/9

1 1/2" = 1'-0"



DETAIL "A"

3/4" = 1'-0"

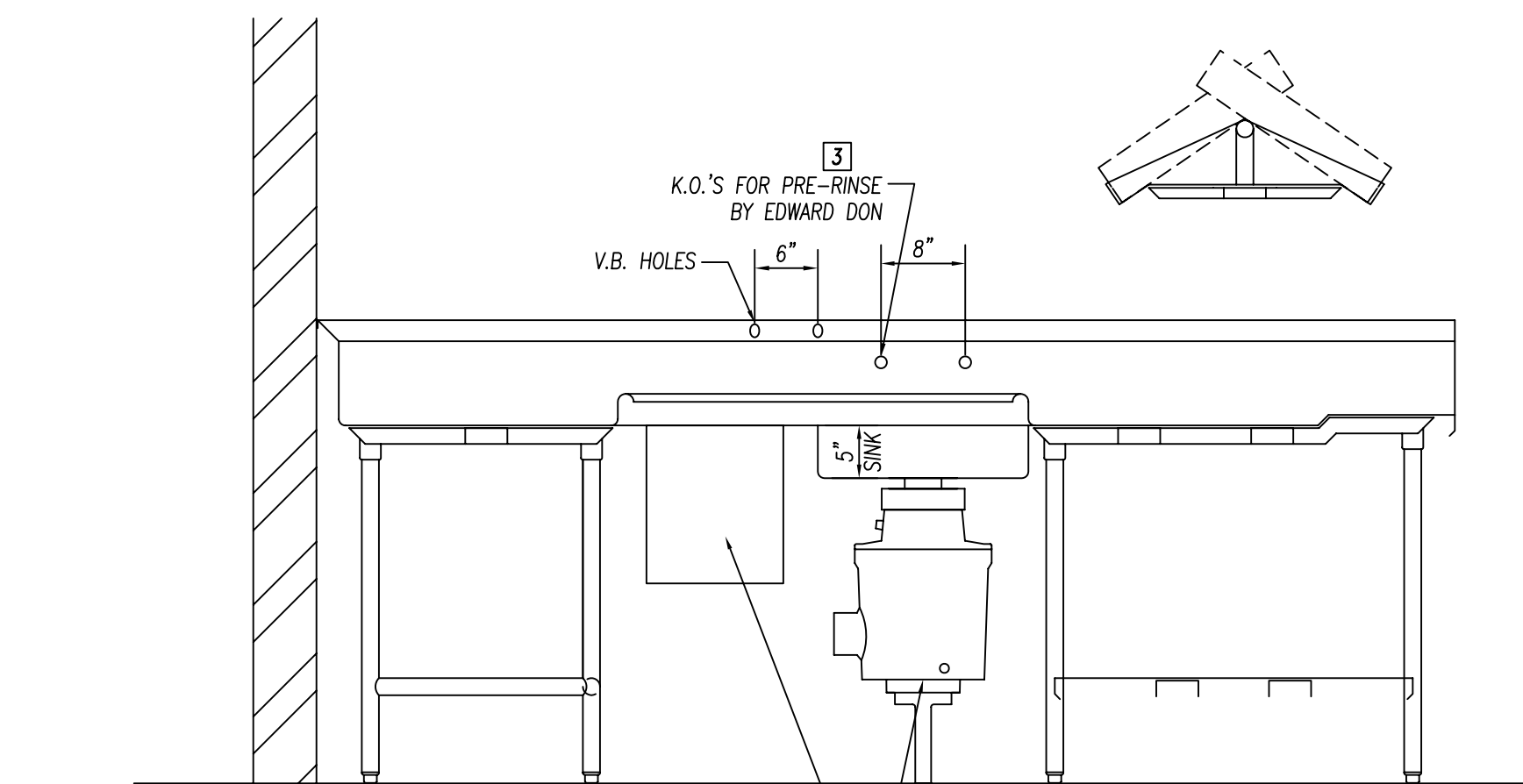


SECTION 2/9

1 1/2" = 1'-0"

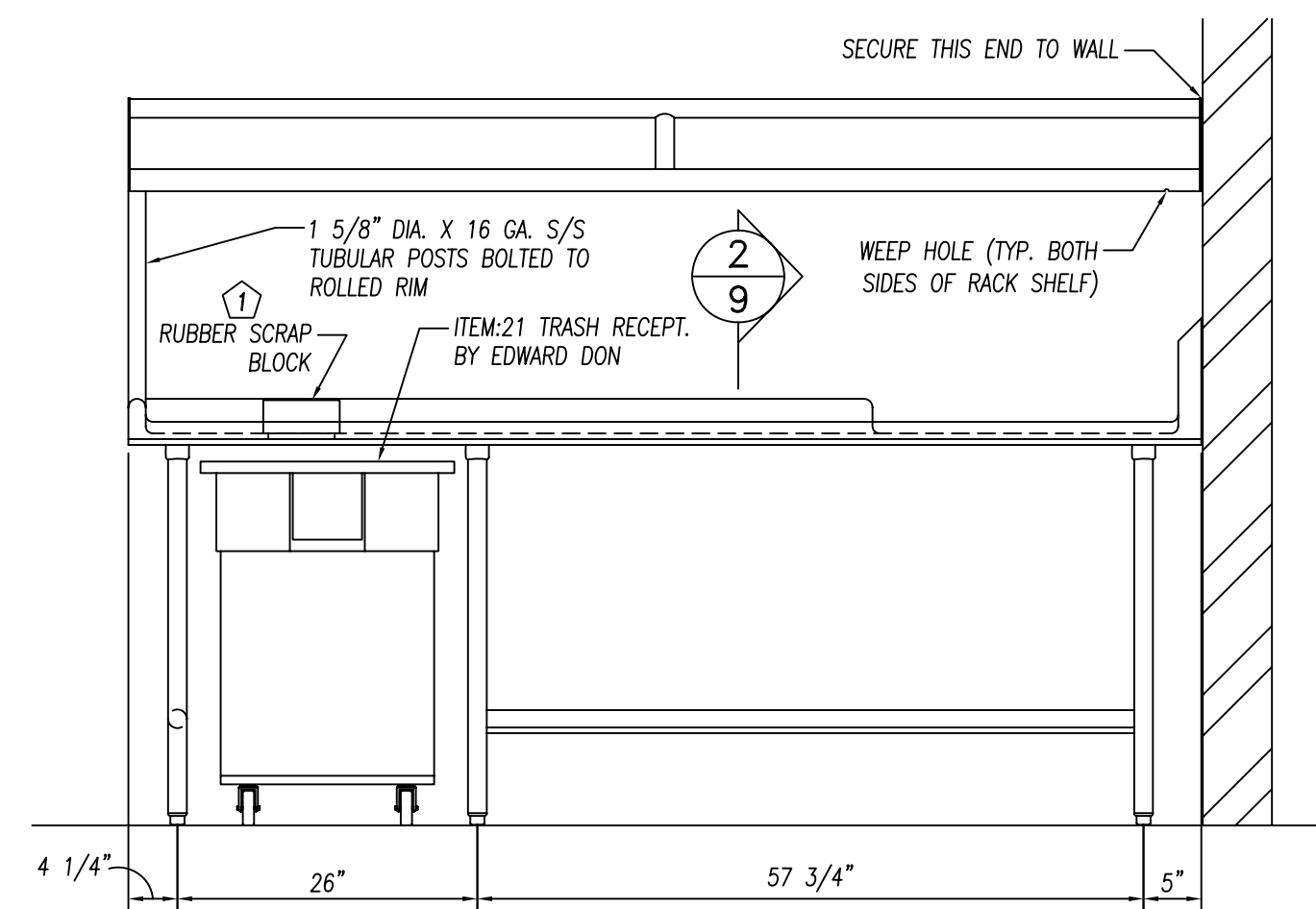
GENERAL NOTES		
NO.	DESCRIPTION	MATERIAL
1	TOPS AND SINKS	14 GA. S/S
2	REINFORCEMENT-UNEXPOSED	1 1/2" X 4" X 1 1/2" X 14 GA. GALV. CHANNEL
3	REINFORCEMENT-EXPOSED	1 1/2" X 4" X 1 1/2" X 14 GA. S/S CHANNEL
4	LEGS & CROSSRAILS	1 5/8" DIA. X 16 GA. S/S TUBING
5	REMOV. UNDERSHELVES	16 GA. S/S
6	WALL & OVERSHELVES	16 GA. S/S WITH 14 GA. S/S BRACKETS
7	COUNTER BODY	18 GA. S/S
8	DOOR AND DRAWER FACES	18 GA. S/S DOUBLE PAN CONSTR. SOUND DEADEN WITH STYROFOAM
9	FIXED UNDERSHELVES	16 GA. S/S
10	SOUND DEADENING	FULLY AT UNDERSIDE OF TOPS
11	FASTNERS	CHROME ACORN NUTZ NO EXPOSED FASTNERS

REINFORCEMENT TO BE NOT MORE THAN 30" O.C. WITH INTERSECTIONS OF CHANNELS FULLY WELDED. SOUND DEADENING MASTIC TO BE APPLIED BETWEEN TOP & CHANNEL REINFORCEMENT ONLY.



ELEVATION "B"

3/4" = 1'-0"



ELEVATION "C"

3/4" = 1'-0"

PARTS LIST		
ID.#	QTY.	DESCRIPTION MFG. & MODEL NUMBER
1	1	RUBBER SCRAP BLOCK COMPONENT HARDWARE #J92-9360
2	13	S/S GUSSETS COMPONENT HARDWARE #A18-0206
3	13	S/S BULLET FEET COMPONENT HARDWARE #A10-0851

BUYOUT LIST		
ID.#	QTY.	DESCRIPTION MFG. & MODEL NUMBER
1	1	DISHWASHER CHAMPION #44DR
2	1	DISPOSER SALVAJOR #300-SA-3-ARSS
3	1	PRE-RINSE T & S #B-0133-ADF12-B

These Items ARE NOT PROVIDED BY NATIONWIDE
 ★ Items That Must Be Shipped To Nationwide For Installation

AS-BUILT 07.18.11

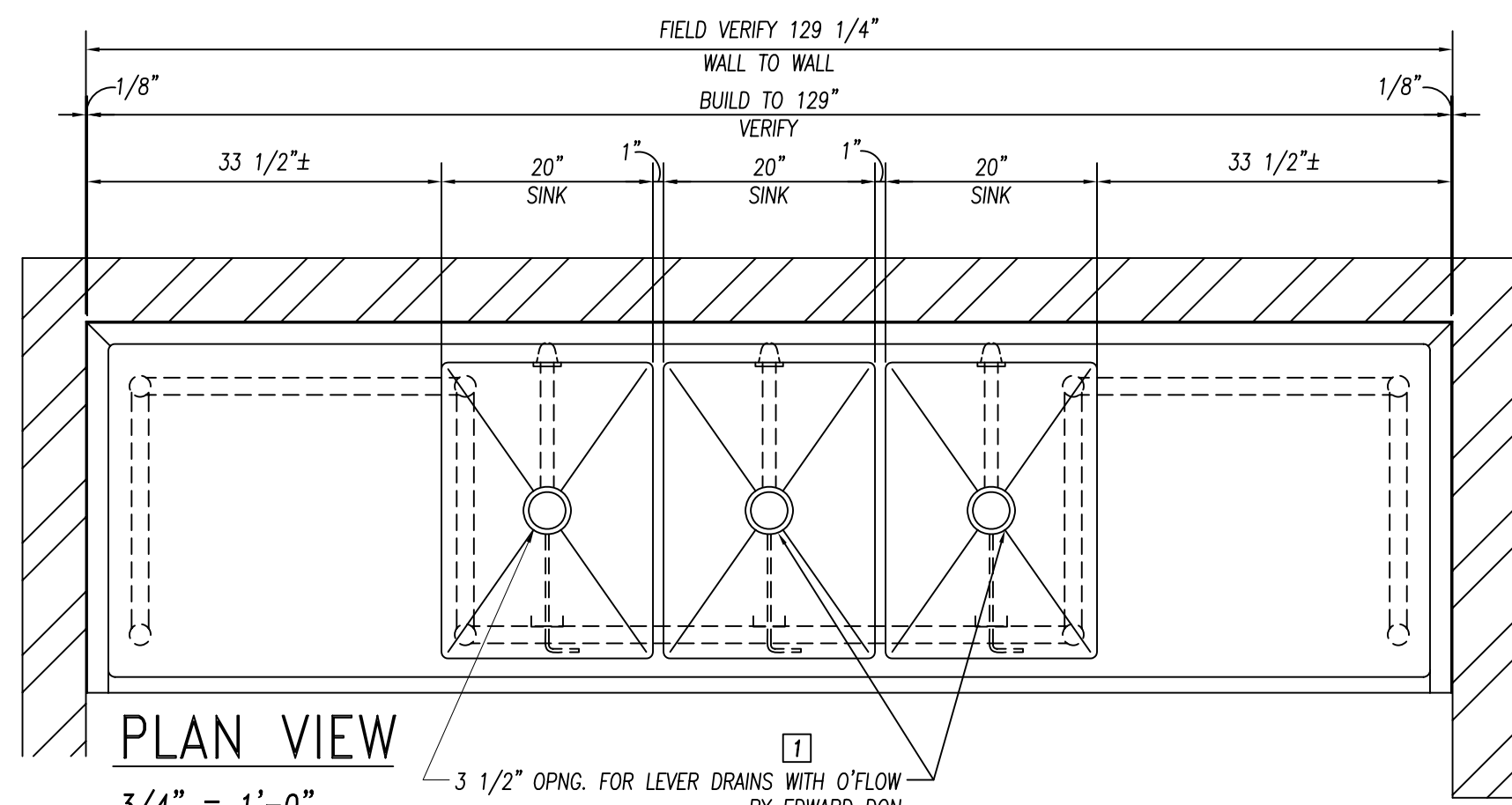


DATE: 2-22-10
 DRAWN BY: WIDDIFIELD
 CHECKED BY:
 SCALE: AS NOTED
 ITEMS THIS SHEET:

10923 LEROY DRIVE
 NORTHGLENN, CO. 80233
Nationwide Fabrication, Inc.
 PHONE: (303) 853-0107
 FAX: (303) 853-0114



REVISIONS:	PROJECT: JOLIET JR. COLLEGE Joliet, IL	PAGE NUMBER 9 OF 24
CONSULTANT: Mackesey And Associates LLC Crystal Lake, IL	CUSTOMER: EDWARD DON North Riverside, IL	JOB NUMBER 5789

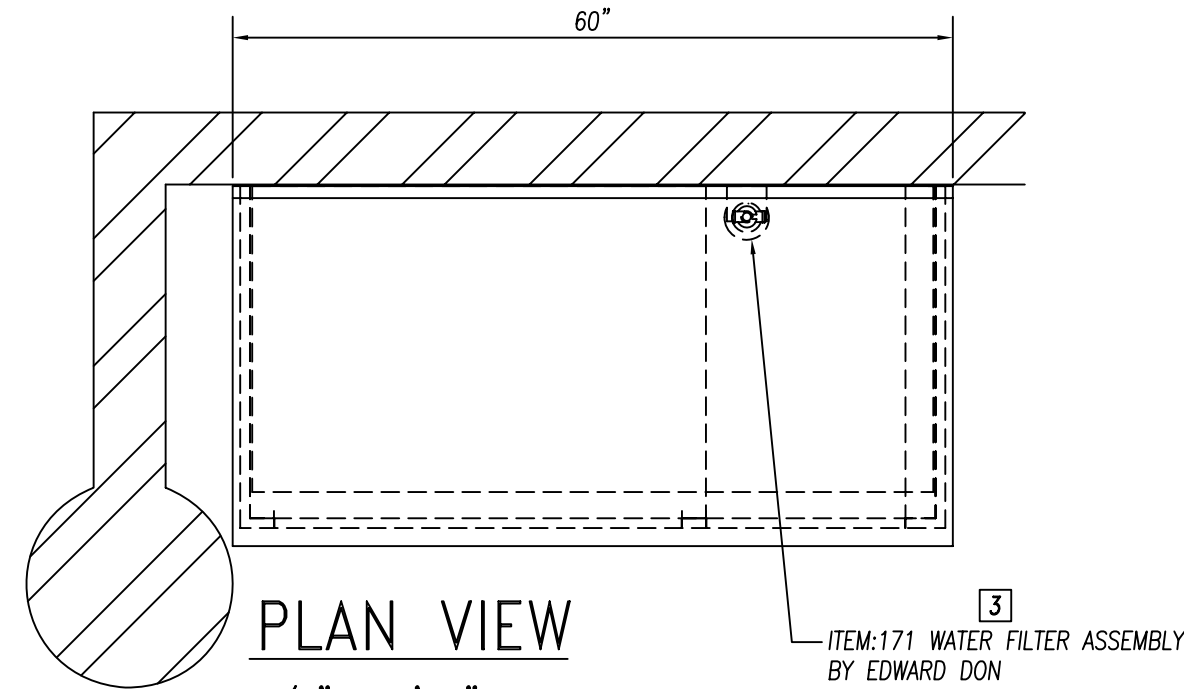


PLAN VIEW

3/4" = 1'-0"

ITEM:160 THREE COMP. SINK

(1) REQ'D.

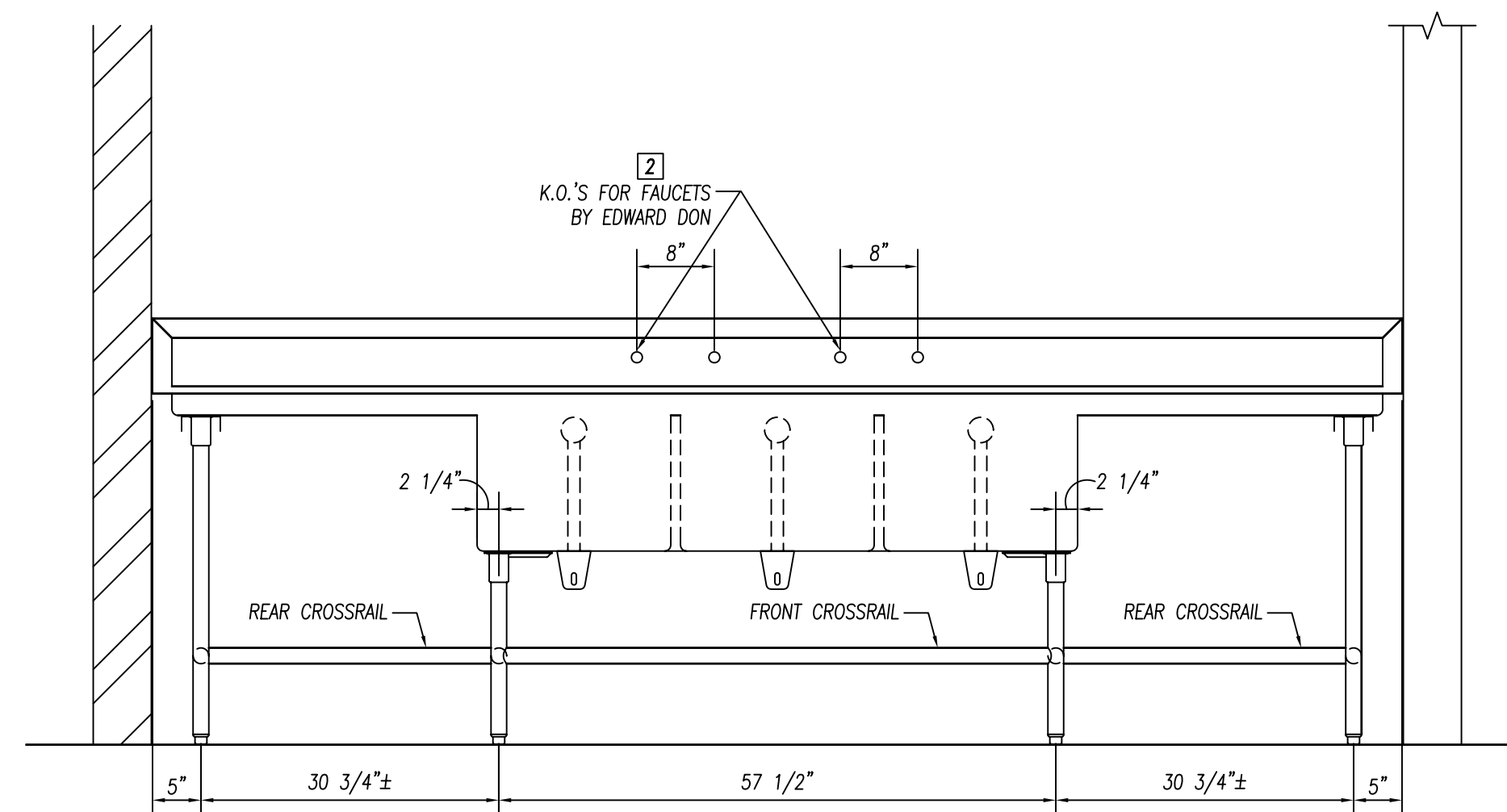


PLAN VIEW

3/4" = 1'-0"

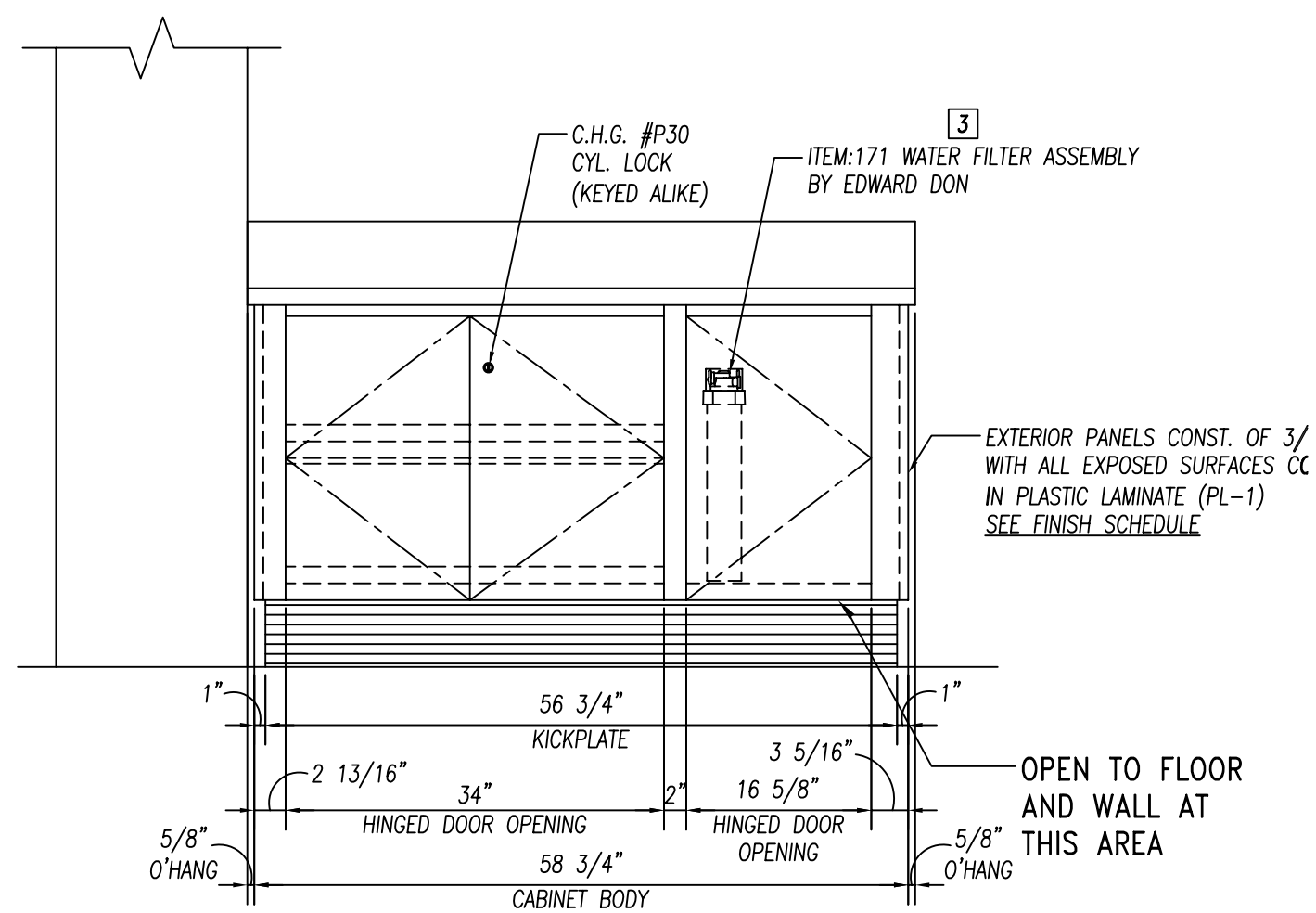
ITEM:168 CAFETERIA COUNTER

(1) REQ'D.



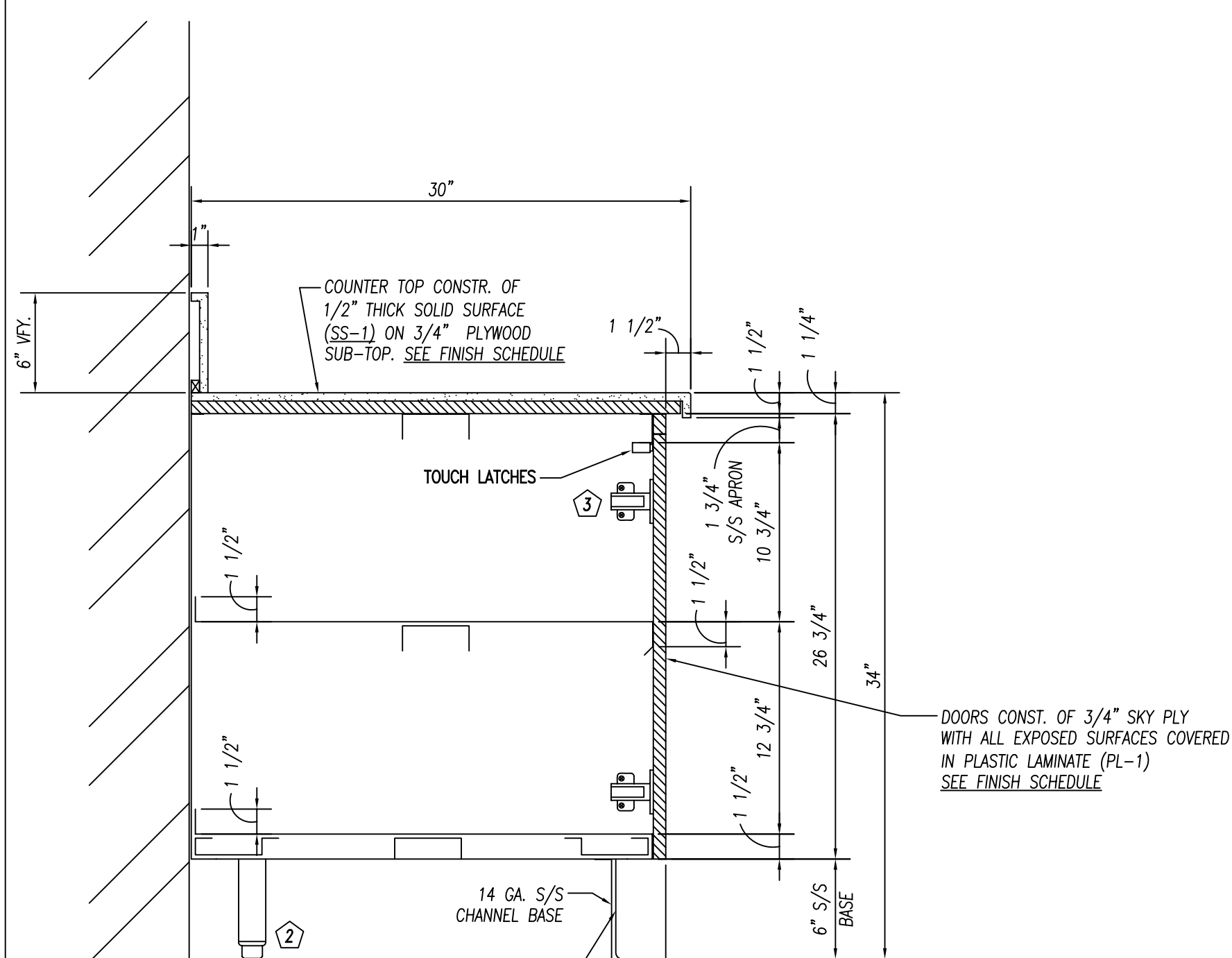
ELEVATION

3/4" = 1'-0"



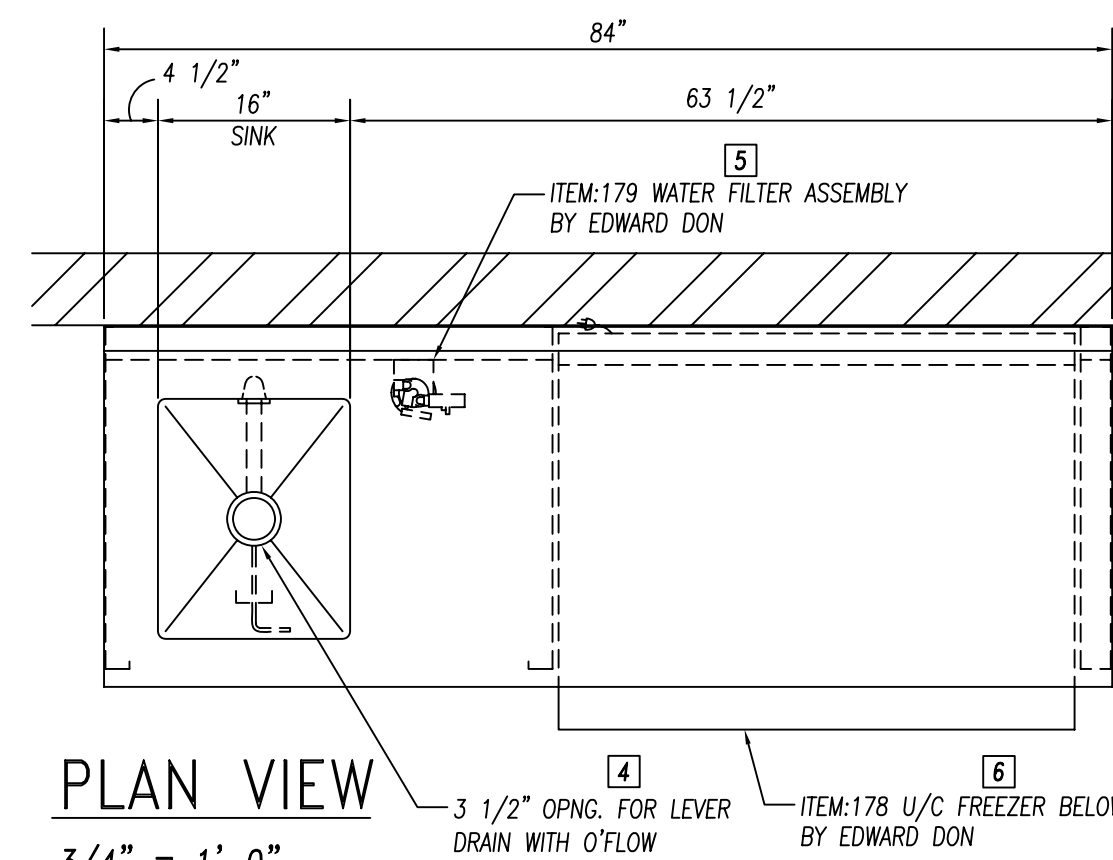
ELEVATION

3/4" = 1'-0"



SECTION

1 1/2" = 1'-0"



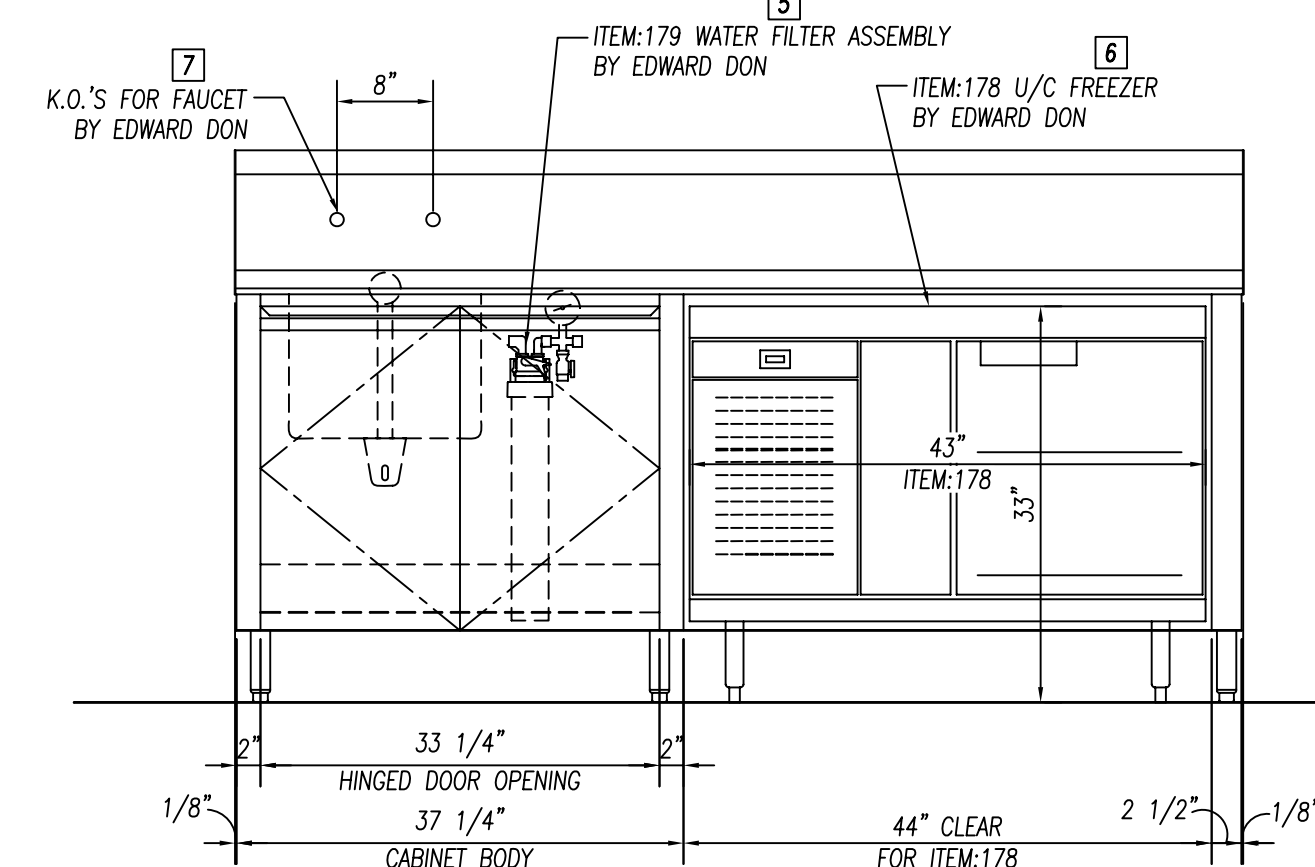
PLAN VIEW

3/4" = 1'-0"

ITEM:177 WORKCOUNTER

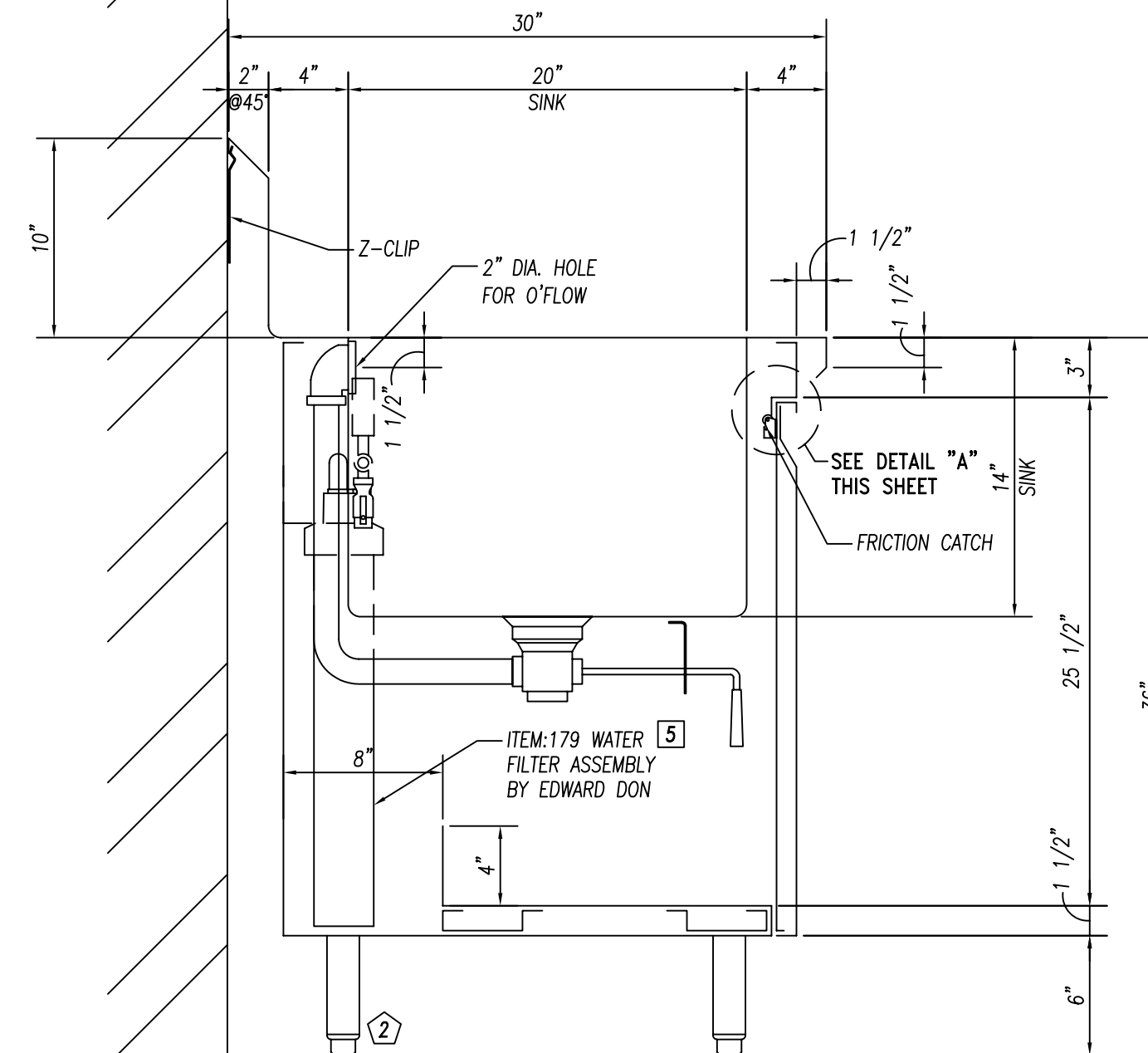
(1) REQ'D.

NOTE TO SHOP!
S/S HINGED DOOR HARDWARE
CONSISTS OF S/S LIFT-OFF
HINGES AND FRICTION CATCHES



ELEVATION

3/4" = 1'-0"



SECTION

1 1/2" = 1'-0"

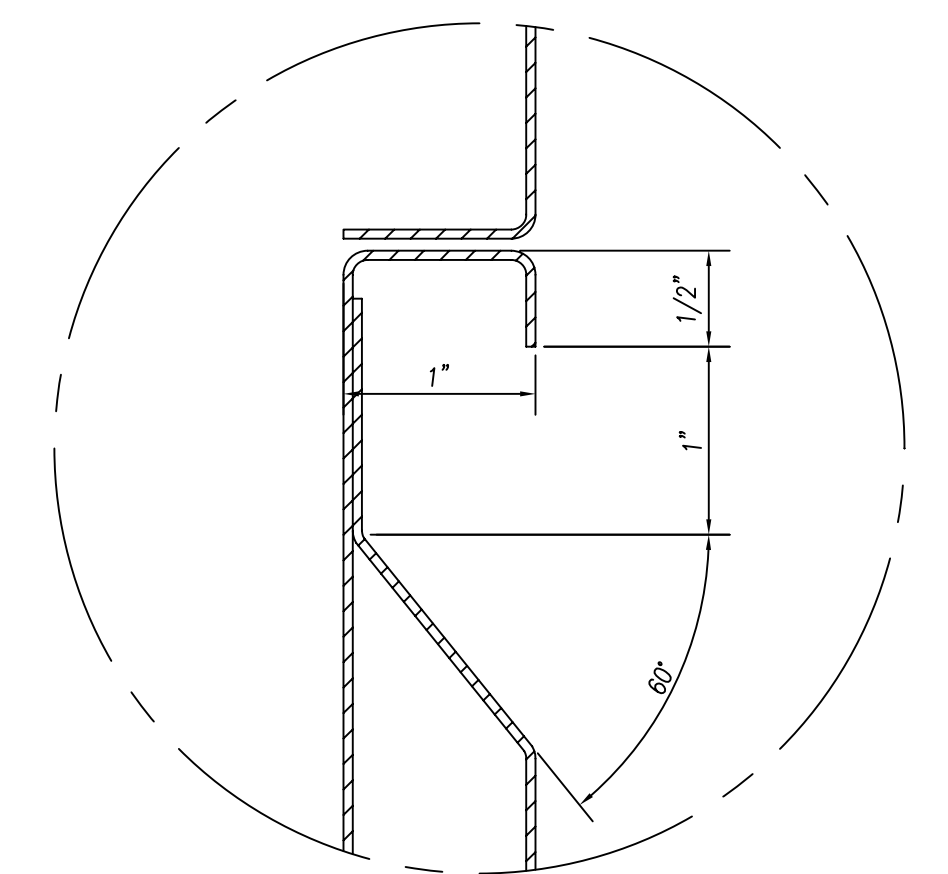
REINFORCEMENT TO BE NOT MORE THAN 30" O.C. WITH INTERSECTIONS OF CHANNELS FULLY WELDED. SOUND DEADENING MASTIC TO BE APPLIED BETWEEN TOP & CHANNEL REINFORCEMENT ONLY.

GENERAL NOTES

NO.	DESCRIPTION	MATERIAL
1	TOPS AND SINKS	14 GA. S/S
2	REINFORCEMENT-UNEXPOSED	1 1/2" X 4" X 1 1/2" X 14 GA. GALV. CHANNEL
3	REINFORCEMENT-EXPOSED	1 1/2" X 4" X 1 1/2" X 14 GA. S/S CHANNEL
4	LEGS & CROSSRAILS	1 5/8" DIA. X 16 GA. S/S TUBING
5	REMOV. UNDERSHELVES	16 GA. S/S
6	WALL & OVERSHELVES	16 GA. S/S WITH 14 GA. S/S BRACKETS
7	COUNTER BODY	18 GA. S/S
8	DOOR AND DRAWER FACES	18 GA. S/S DOUBLE PAN CONSTR. SOUND DEADEN WITH STYROFOAM
9	FIXED UNDERSHELVES	16 GA. S/S
10	SOUND DEADENING	FULLY AT UNDERSIDE OF TOPS
11	FASTNERS	CHROME ACORN NUTZ NO EXPOSED FASTNERS

FOODSERVICE EQUIPMENT FINISHES

SS-1	1/2" THICK SOLID SURFACE - FORMICA, COLOR: DENIM SPEX #936	COUNTERTOP, TRAYSLIDE -
PL-1	3/4" PLYWOOD WITH WHITE MELAMINE FINISH ON UNEXPOSED SIDE, & ALL EXPOSED COVERED IN PLASTIC LAMINATE FORMICA, 6208-LX, GLAMOUR CHERRY	COUNTER FRONT -



DETAIL "A"

1 1/2" = 1'-0"

PARTS LIST

ID.#	QTY.	DESCRIPTION	MFG. & MODEL NUMBER
①	8	S/S GUSSETS	COMPONENT HARDWARE #A18-0206
②	14	S/S BULLET FEET	COMPONENT HARDWARE #A10-0851
③	6	CONCEALED HINGES	BLUM OR EQUAL

BUYOUT LIST

ID.#	QTY.	DESCRIPTION	MFG. & MODEL NUMBER
①	1	FAUCET	T & S #B-0231
②	3	LEVER DRAIN W/O'FLOW	T & S #B-3970-01
③	1	WATER FILTER ASSY.	EVERPURE #EV9275-70
④	1	LEVER DRAIN W/O'FLOW	T & S #B-3970-01
⑤	1	WATER FILTER ASSY.	EVERPURE #EV9272-41
⑥	1	U/C FREEZER	RANDELL #65343
⑦	1	FAUCET	T & S #B-0231/B-0199-01 AERATOR

These Items ARE NOT PROVIDED BY NATIONWIDE
★ Items That Must Be Shipped To Nationwide For Installation



10923 LEROY DRIVE
NORTHGLENN, CO. 80233



PHONE: (303) 853-0107
FAX: (303) 853-0114



AS-BUILT 07.18.11

DATE: 2-22-10

PROJECT:

JOLIET JR. COLLEGE
Joliet, IL

REVISIONS:

DRAWN BY: WIDDIFIELD

CHECKED BY:

CUSTOMER:

EDWARD DON
North Riverside, IL

PAGE NUMBER
10 OF 24

SCALE: AS NOTED

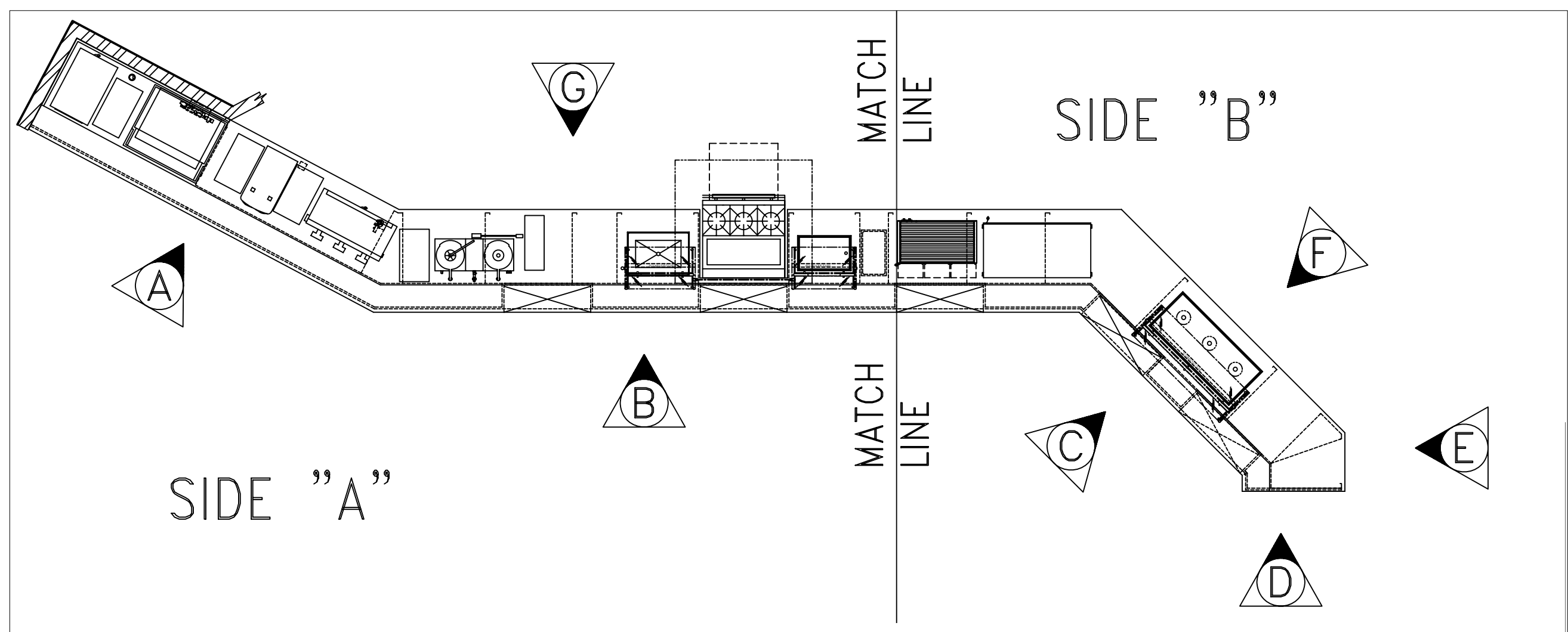
ITEMS THIS SHEET:

ITEM:160 THREE COMP. SINK, ITEM:168 CAFETERIA COUNTER
ITEM:177 WORKCOUNTER

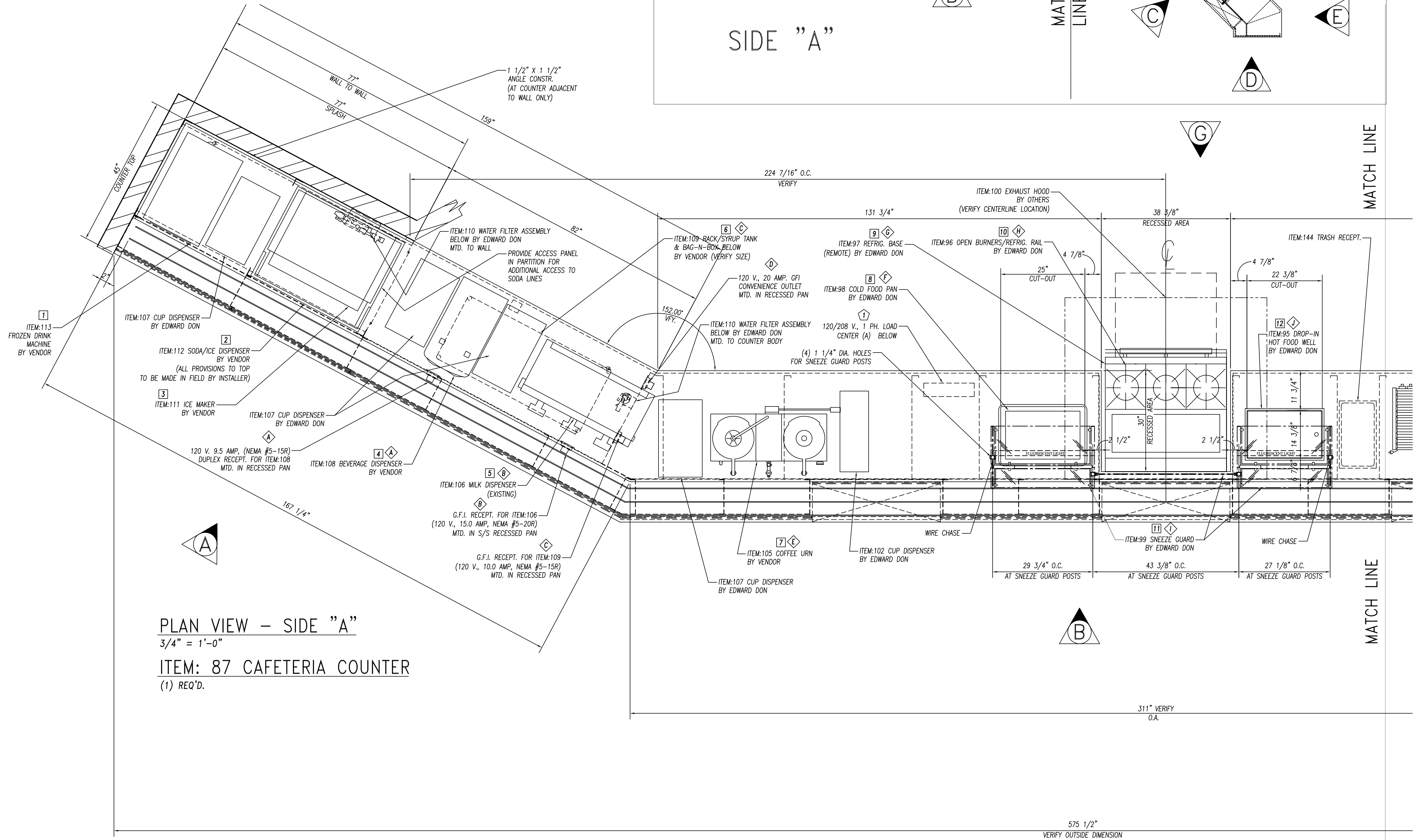
JOB NUMBER
5789

CONSULTANT:
Mackesey And Associates LLC
Crystal Lake, IL

-SEE PLAN VIEW OF SIDE "B" ON SHEET:12
 -SEE ELEVATION "A, B, C, & D" ON SHEET:13
 -SEE ELEVATION "E, F, & G" ON SHEET:14
 -SEE SECTIONS ON SHEETS:15 & 16



GENERAL NOTES		
NO.	DESCRIPTION	MATERIAL
1	TOPS AND SINKS	14 GA. S/S
2	REINFORCEMENT-UNEXPOSED	1 1/2" X 4" X 1 1/2" X 14 GA. GALV. CHANNEL
3	REINFORCEMENT-EXPOSED	1 1/2" X 4" X 1 1/2" X 14 GA. S/S CHANNEL
4	LEGS & CROSSRAILS	1 5/8" DIA. X 16 GA. S/S TUBING
5	REMOV. UNDERSHELVES	16 GA. S/S
6	WALL & OVERSHELVES	16 GA. S/S WITH 14 GA. S/S BRACKETS
7	COUNTER BODY	18 GA. S/S
8	DOOR AND DRAWER FACES	18 GA. S/S DOUBLE PAN CONSTR. SOUND DEADENING MASTIC TO BE APPLIED BETWEEN TOP & CHANNEL REINFORCEMENT ONLY.
9	FIXED UNDERSHELVES	16 GA. S/S
10	SOUND DEADENING	FULLY AT UNDERSIDE OF TOPS
11	FASTNERS	CHROME ACORN NUTZ NO EXPOSED FASTNERS



PLAN VIEW - SIDE "A"
 3/4" = 1'-0"
 ITEM: 87 CAFETERIA COUNTER
 (1) REQ'D.

ELECTRICAL REQUIREMENTS (PANEL-A)			
ID.#	ITEM	ELEC. REQ'MTS.	
1	ITEM:108 BEV. DISPENSER	120 V. 1PH. 9.5 AMPS #(5-15R)	
2	ITEM:106 MILK DISPENSER	120 V. 1PH. 15 AMPS #(5-15R)	
3	ITEM:109 BAG-N-BOX	120 V. 1PH. 10 AMPS #(5-15R)	
4	CONVENIENCE OUTLET	120 V. 20 AMPS #(5-20R)	
5	ITEM:105 COFFEE URN	120/208 V. 1PH. 28.6 AMPS J-BOX	
6	ITEM:98 COLD PAN	120 V. 1PH. 3 AMPS #(5-15R)	
ELECTRICAL REQUIREMENTS (PANEL-B)			
ID.#	ITEM	ELEC. REQ'MTS.	
1	ITEM:97 REFRIG. BASE	120 V. 1PH. 1.5 AMPS J-BOX	
2	ITEM:96 OPEN BURNERS	120 V. 1PH. 2.0 AMP J-BOX	
3	ITEM:99 SNEEZE GUARD	120 V. 1PH. 8.4 AMPS J-BOX	
4	ITEM:95 HOT FOOD WELL	208 V. 1PH. 12 AMPS J-BOX	
5	ITEM:94 HOT DOG GRILL	120 V. 1PH. 11 AMPS #(5-15R)	
6	ITEM:91 FOOD WARMER DISPLAY	120/208 V. 1PH. 14.3 AMP #(14-20R)	
7	ITEM:88 HEATED SHELF	120 V. 1PH. NEMA #(5-15R)	
8	ITEM:90 SNEEZE GUARD	120 V. 1PH. 8.4 AMPS J-BOX	
9	CONVENIENCE OUTLET	120 V. 20 AMPS #(5-20R)	
PARTS LIST			
ID.#	QTY.	DESCRIPTION	MFG. & MODEL NUMBER
1	1	LOAD CENTER (A)	TBD
2	1	LOAD CENTER (B)	TBD
3	12	S/S BULLET FEET	COMPONENT HARDWARE #A10-0851
BUYOUT LIST			
ID.#	QTY.	DESCRIPTION	MFG. & MODEL NUMBER
1	1	FROZEN BEV. DISP.	VERIFY MAKE & MODEL
2	1	SODA/ICE DISP.	VERIFY MAKE & MODEL
3	1	ICE MAKER	VERIFY MAKE & MODEL
4	1	BEVERAGE DISP.	VERIFY MAKE & MODEL
5	1	MILK DISP.	VERIFY MAKE & MODEL
6	1	BAG-N-BOX	VERIFY MAKE & MODEL
7	1	COFFEE URN	VERIFY MAKE & MODEL
8	1	COLD PAN	ATLAS METAL #RMX-1
9	1	REFRIG. BASE	JADE #JRLH-02R-T-36
10	1	OPEN BURNERS	JADE #JMSS-03-T-36
11	1	SNEEZE GUARD	PREMIER #FMS2R/FMS1Z
12	1	HOT FOOD WELL	APW #SHFWZ-10
13	1	HOT DOG GRILL	APW #HR-50
14	1	HOT DOG BUN BOX	APW #BC-50
15	1	FOOD WARMER DISPLAY	MERCO/SAVORY #PDC-4826
16	1	HEATED SHELF	MERCO/SAVORY #TS2-488
17	1	SNEEZE GUARD	PREMIER #FMS2R

FOODSERVICE EQUIPMENT FINISHES	
SS-1	COUNTERTOP, TRAYSIDE - 2cm THICK STONE - ZODIAC, COLOR: CELESTIAL BLUE
PL-1	COUNTER FRONT - 3/4" PLYWOOD WITH WHITE MELAMINE FINISH ON UNEXPOSED SIDR. & ALL EXPOSED COVERED IN PLASTIC LAMINATE FORMICA, 6208-1X, GLAMOUR CHERRY
TL-1	2" X 2" MOSAIC GLAZED TILE - CERAMIC YOGURT or ROYAL MOSAIC ENZIGEL TRANSPARENTA MOSAIC COLOBS: Albicocca(orange), Giallo(yellow), Lavanda(lavender), Giada(light green), Grigio(medium grey), Ferro(dark grey) -PROVIDE EQUAL AMOUNTS OF 8 COLORS APPLIED IN RANDOM PATTERN
TR-1	TILE TRIM-STAINLESS STEEL EDGE STRIP SCHLUTER SYSTEMS, QUADREC, OR APPROVED EQUAL

AS-BUILT 07.18.11
 DATE: 2-22-10
 DRAWN BY: CUSHING
 CHECKED BY:
 SCALE: AS NOTED
 ITEMS THIS SHEET:
 CONSULTANT: Mackesey And Associates LLC
 Crystal Lake, IL

UL LISTED

10923 LEROY DRIVE
 NORTHGLENN, CO. 80233

Nationwide Fabrication, Inc.
 PHONE: (303) 853-0107
 FAX: (303) 853-0114

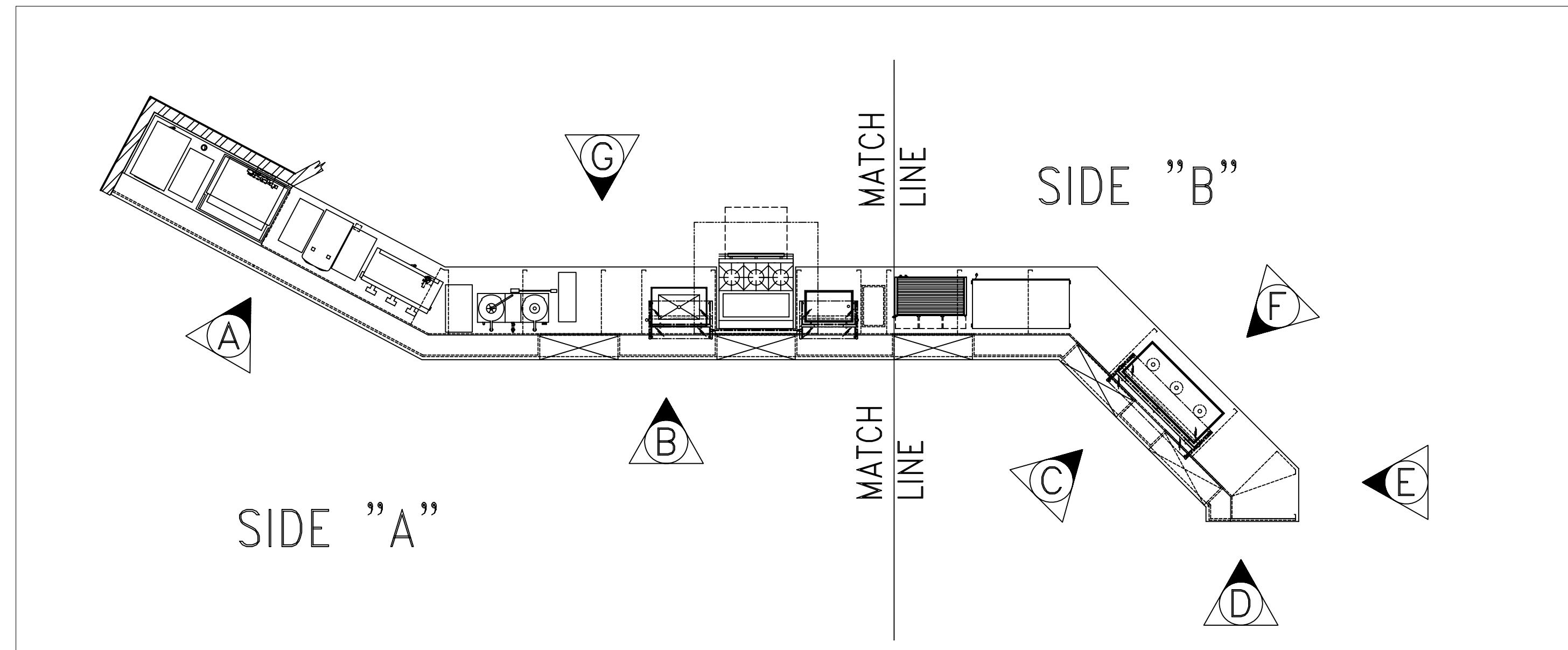
PROJECT: JOLIET JR. COLLEGE
 Joliet, IL

CUSTOMER: EDWARD DON
 North Riverside, IL

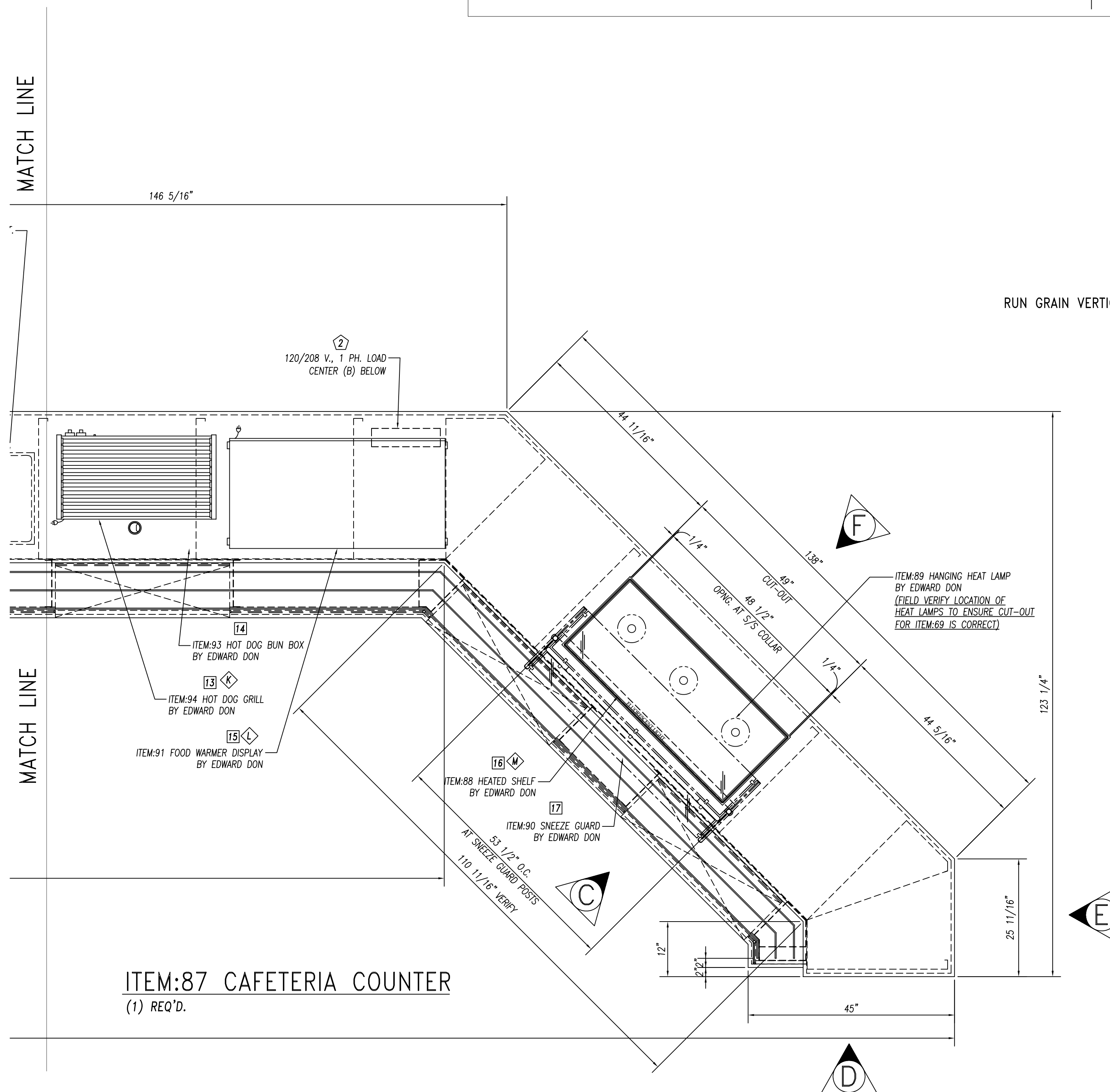
ITEM:87 CAFETERIA COUNTER
 PLAN VIEW (SIDE A)

PAGE NUMBER: 11 OF 24
 JOB NUMBER: 5789

-SEE PLAN VIEW OF SIDE "A" ON SHEET:11
 -SEE ELEVATION "A, B, C, & D" ON SHEET:13
 -SEE ELEVATION "E, F, & G" ON SHEET:14
 -SEE SECTIONS ON SHEETS:15 & 16



GENERAL NOTES		
NO.	DESCRIPTION	MATERIAL
1	TOPS AND SINKS	14 GA. S/S
2	REINFORCEMENT-UNEXPOSED	1 1/2" X 4" X 1 1/2" X 14 GA. GALV. CHANNEL
3	REINFORCEMENT-EXPOSED	1 1/2" X 4" X 1 1/2" X 14 GA. S/S CHANNEL
4	LEGS & CROSSRAILS	1 5/8" DIA. X 16 GA. S/S TUBING
5	REMOV. UNDERSHELVES	16 GA. S/S
6	WALL & OVERSHELVES	16 GA. S/S WITH 14 GA. S/S BRACKETS
7	COUNTER BODY	18 GA. S/S
8	DOOR AND DRAWER FACES	18 GA. S/S DOUBLE PAN CONSTR. SOUND DEADEN WITH STYROFOAM
9	FIXED UNDERSHELVES	16 GA. S/S
10	SOUND DEADENING	FULLY AT UNDERSIDE OF TOPS
11	FASTNERS	CHROME ACORN NUTZ NO EXPOSED FASTNERS



FOODSERVICE EQUIPMENT FINISHES	
SS-1	COUNTERTOP, TRAYSIDE - 2cm THICK STONE - ZODIAC, COLOR: CELESTIAL BLUE
PL-1	COUNTER FRONT - 3/4" PLYWOOD WITH WHITE MELAMINE FINISH ON UNEXPOSED SIDE, & ALL EXPOSED COVERED IN PLASTIC LAMINATE FORMICA, 6208-1X, GLAMOUR CHERRY
TL-1	2" X 2" MOSAIC GLAZED TILE - CERAMIC VOGUE or ROYAL MOSA. FINISH: TRANSPARENZA. MOSAIC COLORS: Albicocca(orange), Giallo(yellow), Lavanda(lavender), Giada(light green), Grigio(medium grey), Ferro(dark grey) - PROVIDE EQUAL AMOUNTS OF 6 COLORS APPLIED IN RANDOM PATTERN
TR-1	TILE TRIM - STAINLESS STEEL EDGE STRIP SCHLUTER SYSTEMS, QUADREC, OR APPROVED EQUAL

ELECTRICAL REQUIREMENTS		
ID.#	ITEM	ELEC. REQ'MTS.
ITEM:108	BEV. DISPENSER	120 V. 1PH. 9.5 AMPS #5-15R
ITEM:106	MILK DISPENSER	120 V. 1PH. 15 AMPS #5-15R
ITEM:109	BAG-N-BOX	120 V. 1PH. 10 AMPS #5-15R
(2) TOTAL	CONVENIENCE OUTLET	120 V. 20 AMPS #5-20R
ITEM:105	COFFEE URN	120/208 V. 1PH. 28.6 AMPS J-BOX
ITEM:98	COLD PAN	120 V. 1PH. 3 AMPS #5-15R

ELECTRICAL REQUIREMENTS (PANEL-B)		
ID.#	ITEM	ELEC. REQ'MTS.
ITEM:97	REFRIG. BASE	120 V. 1PH. 1.5 AMPS J-BOX
ITEM:96	OPEN BURNERS	120 V. 1PH. 2.0 AMP J-BOX
ITEM:99	SNEEZE GUARD	120 V. 1PH. 8.4 AMPS J-BOX
ITEM:95	HOT FOOD WELL	208 V. 1PH. 12 AMPS J-BOX
ITEM:94	HOT DOG GRILL	120 V. 1PH. 11 AMPS #5-15R
ITEM:91	FOOD WARMER DISPLAY	120/208 V. 1PH. 14.3 AMP #14-20R
ITEM:88	HEATED SHELF	120 V. 1PH. NEMA #5-15R
ITEM:90	SNEEZE GUARD	120 V. 1PH. 8.4 AMPS J-BOX
(2) TOTAL	CONVENIENCE OUTLET	120 V. 20 AMPS #5-20R

PARTS LIST			
ID.#	QTY.	DESCRIPTION	MFG. & MODEL NUMBER
1	1	LOAD CENTER (A)	TBD
2	1	LOAD CENTER (B)	TBD
3	12	S/S BULLET FEET	COMPONENT HARDWARE #A10-0851

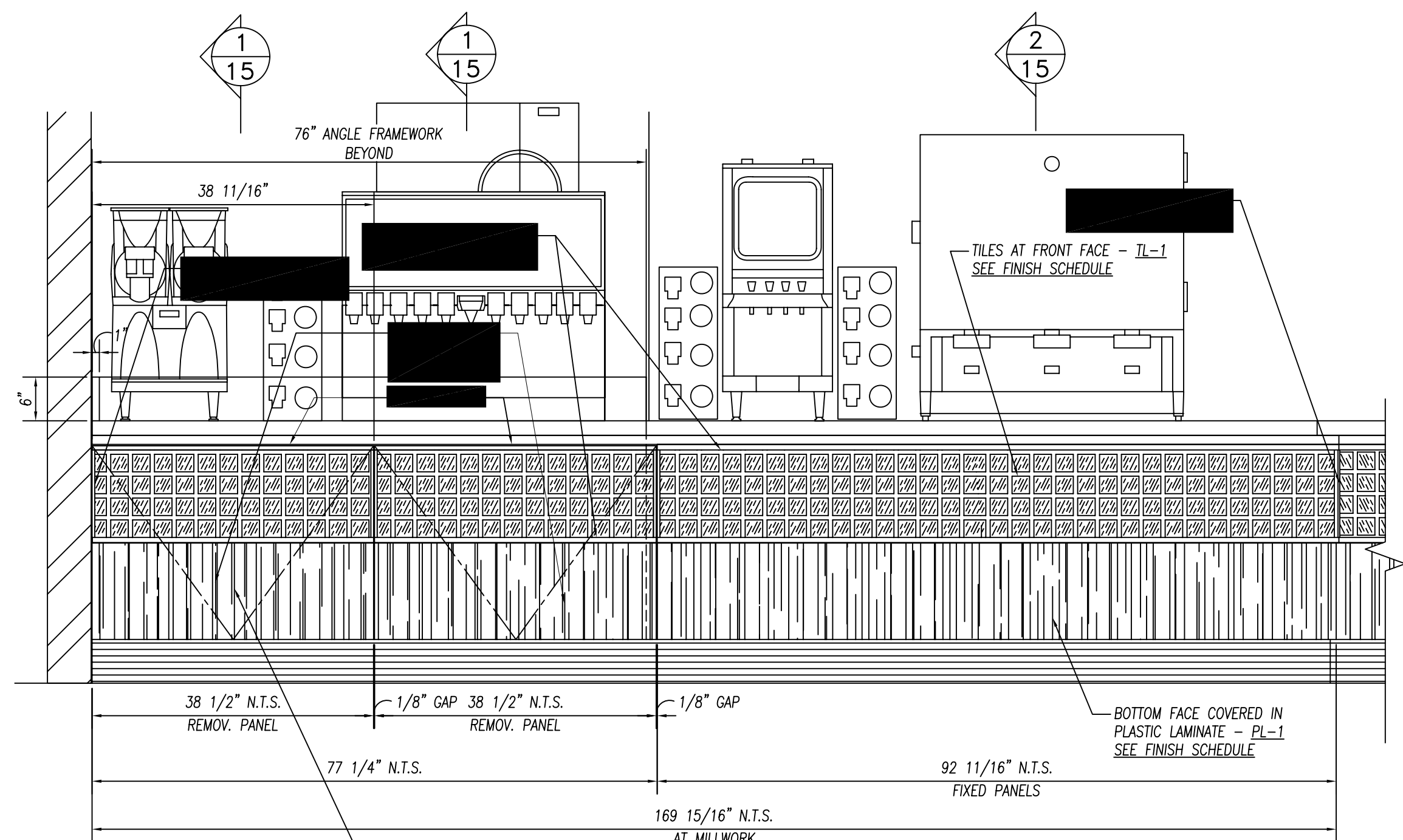
BUYOUT LIST			
ID.#	QTY.	DESCRIPTION	MFG. & MODEL NUMBER
1	1	FROZEN BEV. DISP.	VERIFY MAKE & MODEL
2	1	SODA/ICE DISP.	VERIFY MAKE & MODEL
3	1	ICE MAKER	VERIFY MAKE & MODEL
4	1	BEVERAGE DISP.	VERIFY MAKE & MODEL
5	1	MILK DISP.	VERIFY MAKE & MODEL
6	1	BAG-N-BOX	VERIFY MAKE & MODEL
7	1	COFFEE URN	VERIFY MAKE & MODEL
8	1	COLD PAN	ATLAS METAL #RMX-1
9	1	REFRIG. BASE	JADE #JRLH-02R-T-36
10	1	OPEN BURNERS	JADE #JMSS-03-T-36
11	1	SNEEZE GUARD	PREMIER #FMS2R/FMS1Z
12	1	HOT FOOD WELL	APW #SHFWEZ-10
13	1	HOT DOG GRILL	APW #HR-50
14	1	HOT DOG BUN BOX	APW #BC-50
15	1	FOOD WARMER DISPLAY	MERCO/SAVORY #PDC-4826
16	1	HEATED SHELF	MERCO/SAVORY #TS2-488
17	1	SNEEZE GUARD	PREMIER #FMS2R

These Items ARE NOT PROVIDED BY NATIONWIDE
 ★ Items That Must Be Shipped To Nationwide For Installation

ITEM:87 CAFETERIA COUNTER
 (1) REQ'D.

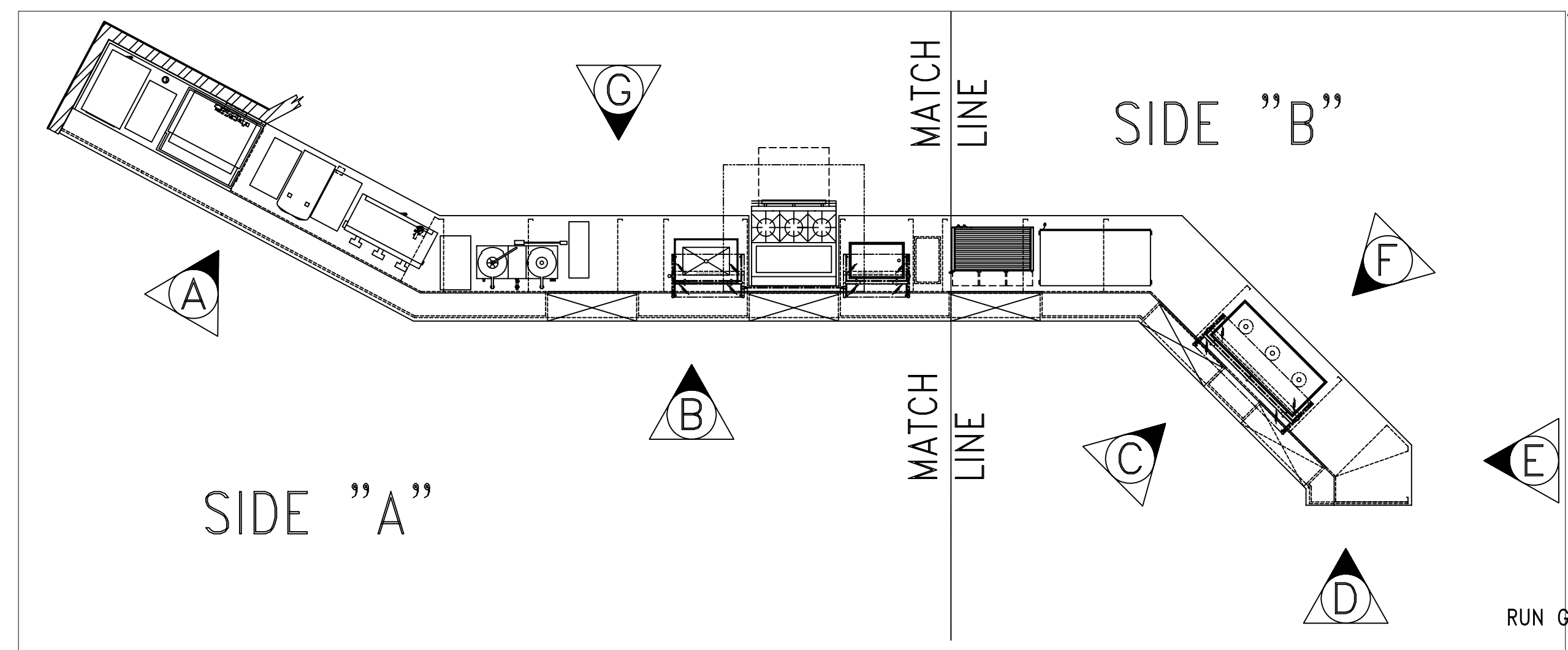
	10923 LEROY DRIVE NORTHGLENN, CO. 80233 PHONE: (303) 853-0107 FAX: (303) 853-0114		PROJECT: JOLIET JR. COLLEGE Joliet, IL
	DATE: 2-22-10 DRAWN BY: CUSHING CHECKED BY:		
REVISIONS:	SCALE: AS NOTED ITEMS THIS SHEET:	CONSULTANT: Mackesey And Associates LLC Crystal Lake, IL	PAGE NUMBER: 12 OF 24 JOB NUMBER: 5789

AS-BUILT 07.18.11



ELEVATION "A"
3/4" = 1'-0"

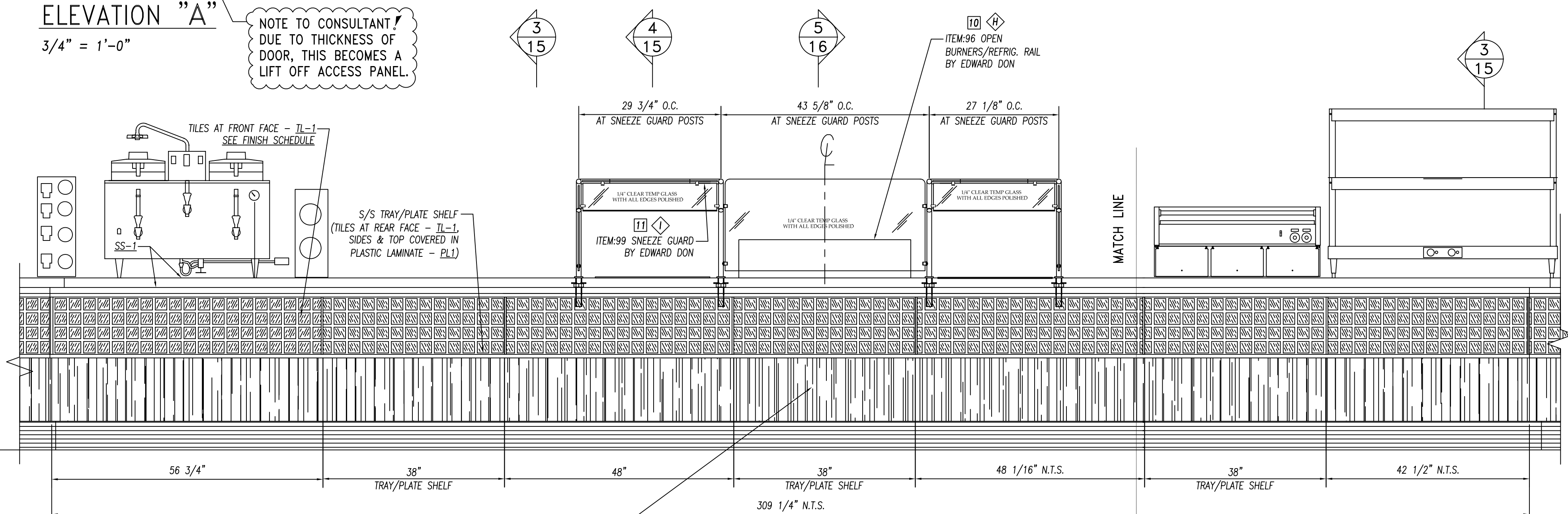
NOTE TO CONSULTANT!
DUE TO THICKNESS OF
DOOR, THIS BECOMES A
LIFT OFF ACCESS PANEL.



SIDE "A"

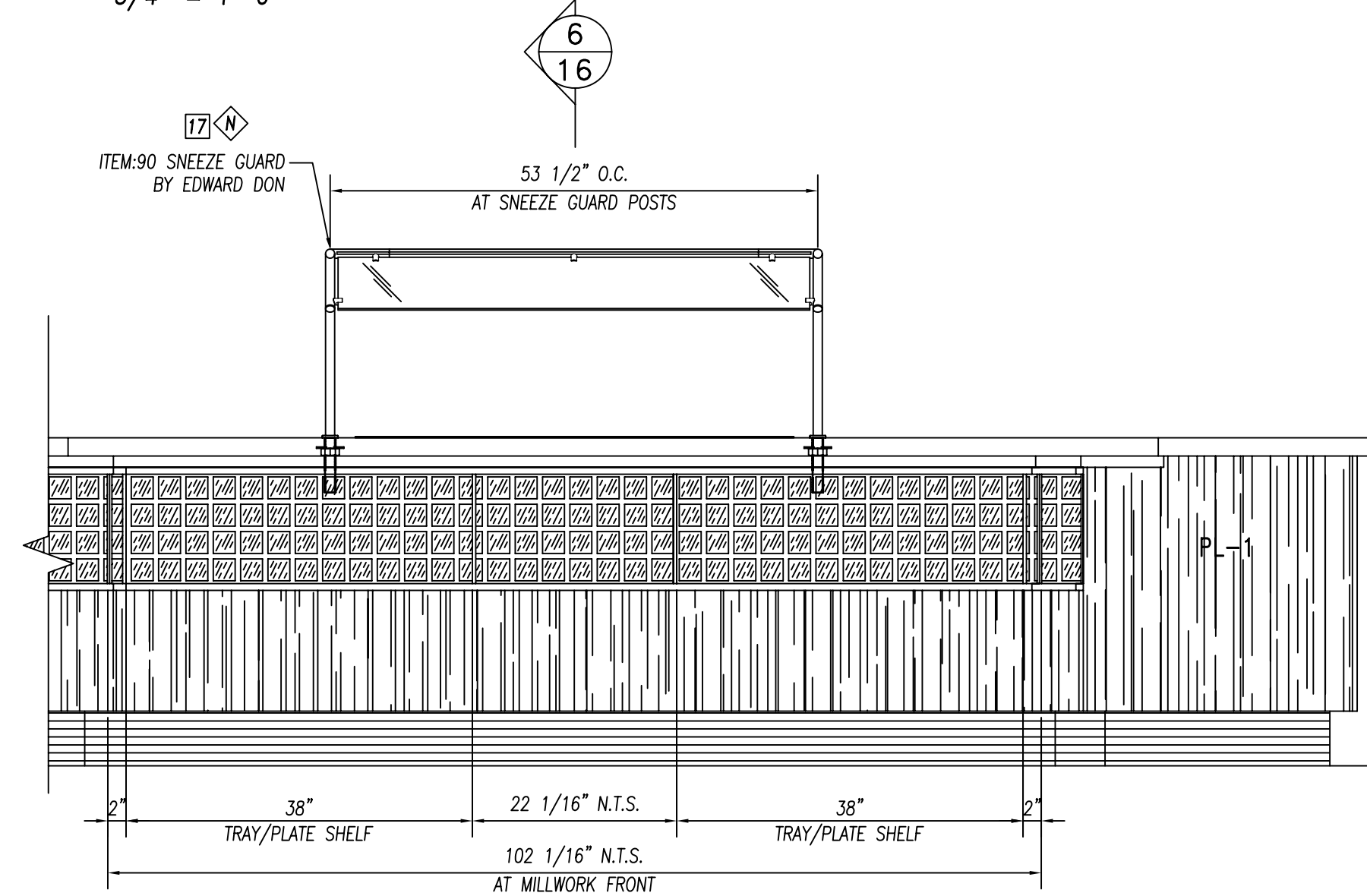
SIDE "B"

RUN GRAIN VERTICALLY

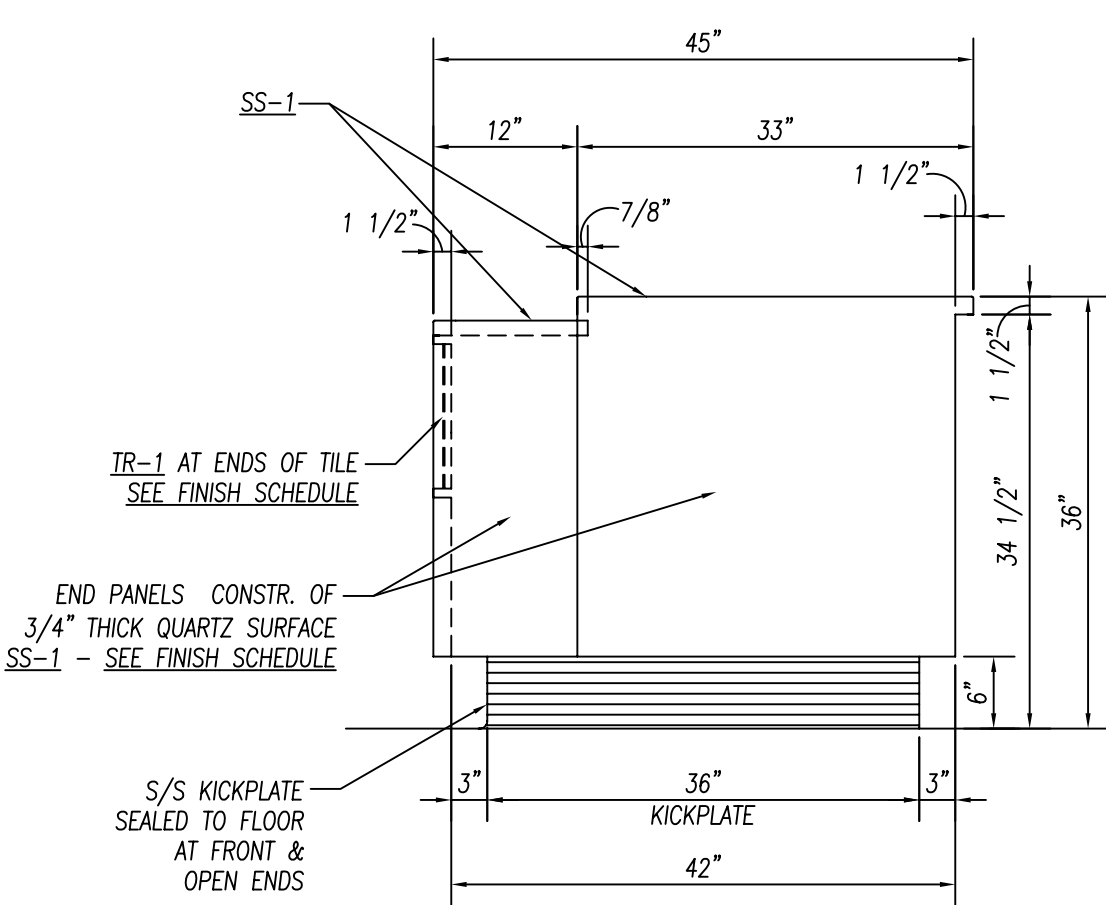


ELEVATION "B"
3/4" = 1'-0"

BOTTOM FACE COVERED IN
PLASTIC LAMINATE - PL-1
SEE FINISH SCHEDULE



ELEVATION "C"
3/4" = 1'-0"



ELEVATION "D"
3/4" = 1'-0"

-SEE PLAN VIEW OF SIDE "A" ON SHEET:11
-SEE PLAN VIEW OF SIDE "B" ON SHEET:12
-SEE ELEVATION "E, F, & G" ON SHEET:14
-SEE SECTIONS ON SHEET:15 & 16

GENERAL NOTES		
NO.	DESCRIPTION	MATERIAL
1	TOPS AND SINKS	14 GA. S/S
2	REINFORCEMENT-UNEXPOSED	1 1/2" X 4" X 1 1/2" X 14 GA. GALV. CHANNEL
3	REINFORCEMENT-EXPOSED	1 1/2" X 4" X 1 1/2" X 14 GA. S/S CHANNEL
4	LEGS & CROSSRAILS	1 5/8" DIA. X 16 GA. S/S TUBING
5	REMOV. UNDERSHELVES	16 GA. S/S
6	WALL & OVERSHELVES	16 GA. S/S WITH 14 GA. S/S BRACKETS
7	COUNTER BODY	18 GA. S/S
8	DOOR AND DRAWER FACES	18 GA. S/S DOUBLE PAN CONSTR. SOUND DEADEN WITH STYROFOAM
9	FIXED UNDERSHELVES	16 GA. S/S
10	SOUND DEADENING	FULLY AT UNDERSIDE OF TOPS
11	FASTNERS	CHROME ACORN NUTZ NO EXPOSED FASTNERS

FOODSERVICE EQUIPMENT FINISHES	
SS-1	COUNTERTOP, TRAYS/SLIDE - 2cm THICK STONE - ZODIAC, COLOR: CELESTIAL BLUE
PL-1	COUNTER FRONT - 3/4" PLYWOOD WITH WHITE MELAMINE FINISH ON UNEXPOSED SIDE, & ALL EXPOSED COVERED IN PLASTIC LAMINATE FORMICA, 6208-LX, GLAMOUR CHERRY
TL-1	2" X 2" MOSAIC GLAZED TILE - CERAMIC VOGUE or ROYAL MOSA. FINISH: TRANSPARENZIA. MOSAIC COLORS: Albicocco(orange), Giallo(yellow), Lavanda(lavender), Gladiolus(light green), Cristallo(medium grey), Ferro(dark grey) - PROVIDE EQUAL AMOUNTS OF 6 COLORS APPLIED IN RANDOM PATTERN
TR-1	TILE TRIM - STAINLESS STEEL EDGE STRIP SCHLUTER SYSTEMS, QUADREC. OR APPROVED EQUAL

ELECTRICAL REQUIREMENTS (PANEL-A)		
ID.#	ITEM	ELEC. REQ'MTS.
ITEM:108	BEV. DISPENSER	120 V. 1PH. 9.5 AMPS #5-15R
ITEM:106	MILK DISPENSER	120 V. 1PH. 15 AMPS #5-15R
ITEM:109	BAG-N-BOX	120 V. 1PH. 10 AMPS #5-15R
ITEM:105	CONVENIENCE OUTLET	120 V. 20 AMPS #5-20R
ITEM:105	COFFEE URN	120/208 V. 1PH. 28.6 AMPS J-BOX
ITEM:98	COLD PAN	120 V. 1PH. 3 AMPS #5-15R

ELECTRICAL REQUIREMENTS (PANEL-B)		
ID.#	ITEM	ELEC. REQ'MTS.
ITEM:97	REFRIG. BASE	120 V. 1PH. 1.5 AMPS J-BOX
ITEM:96	OPEN BURNERS	120 V. 1PH. 2.0 AMP J-BOX
ITEM:99	SNEEZE GUARD	120 V. 1PH. 8.4 AMPS J-BOX
ITEM:95	HOT FOOD WELL	208 V. 1PH. 12 AMPS J-BOX
ITEM:94	HOT DOG GRILL	120 V. 1PH. 11 AMPS #5-15R
ITEM:91	FOOD WARMER DISPLAY	120/208 V. 1PH. 14.3 AMP #14-20R
ITEM:88	HEATED SHELF	120 V. 1PH. NEMA #5-15R
ITEM:90	SNEEZE GUARD	120 V. 1PH. 8.4 AMPS J-BOX
CONVENIENCE OUTLET		120 V. 20 AMPS #5-20R

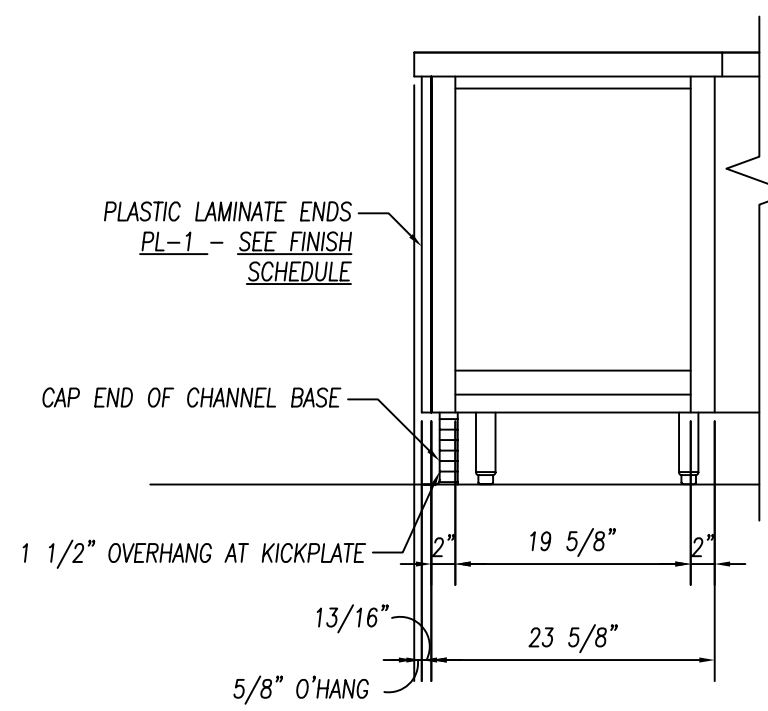
PARTS LIST			
ID.#	QTY.	DESCRIPTION	MFG. & MODEL NUMBER
1	1	LOAD CENTER (A)	TBD
2	1	LOAD CENTER (B)	TBD
3	12	S/S BULLET FEET	COMPONENT HARDWARE #A10-0851

BUYOUT LIST			
ID.#	QTY.	DESCRIPTION	MFG. & MODEL NUMBER
1	1	FROZEN BEV. DISP.	VERIFY MAKE & MODEL
2	1	SODA/ICE DISP.	VERIFY MAKE & MODEL
3	1	ICE MAKER	VERIFY MAKE & MODEL
4	1	BEVERAGE DISP.	VERIFY MAKE & MODEL
5	1	MILK DISP.	VERIFY MAKE & MODEL
6	1	BAG-N-BOX	VERIFY MAKE & MODEL
7	1	COFFEE URN	VERIFY MAKE & MODEL
8	1	COLD PAN	ATLAS METAL #RMX-1
9	1	REFRIG. BASE	JADE #JRLH-02R-T-36
10	1	OPEN BURNERS	JADE #JMSS-03-T-36
11	1	SNEEZE GUARD	PREMIER #FMS2R/FMS1Z
12	1	HOT FOOD WELL	APW #SHFWZ-1D
13	1	HOT DOG GRILL	APW #HR-50
14	1	HOT DOG BUN BOX	APW #BC-50
15	1	FOOD WARMER DISPLAY	MERCO/SAVORY #PDC-4826
16	1	HEATED SHELF	MERCO/SAVORY #TS2-48B
17	1	SNEEZE GUARD	PREMIER #FMS2R

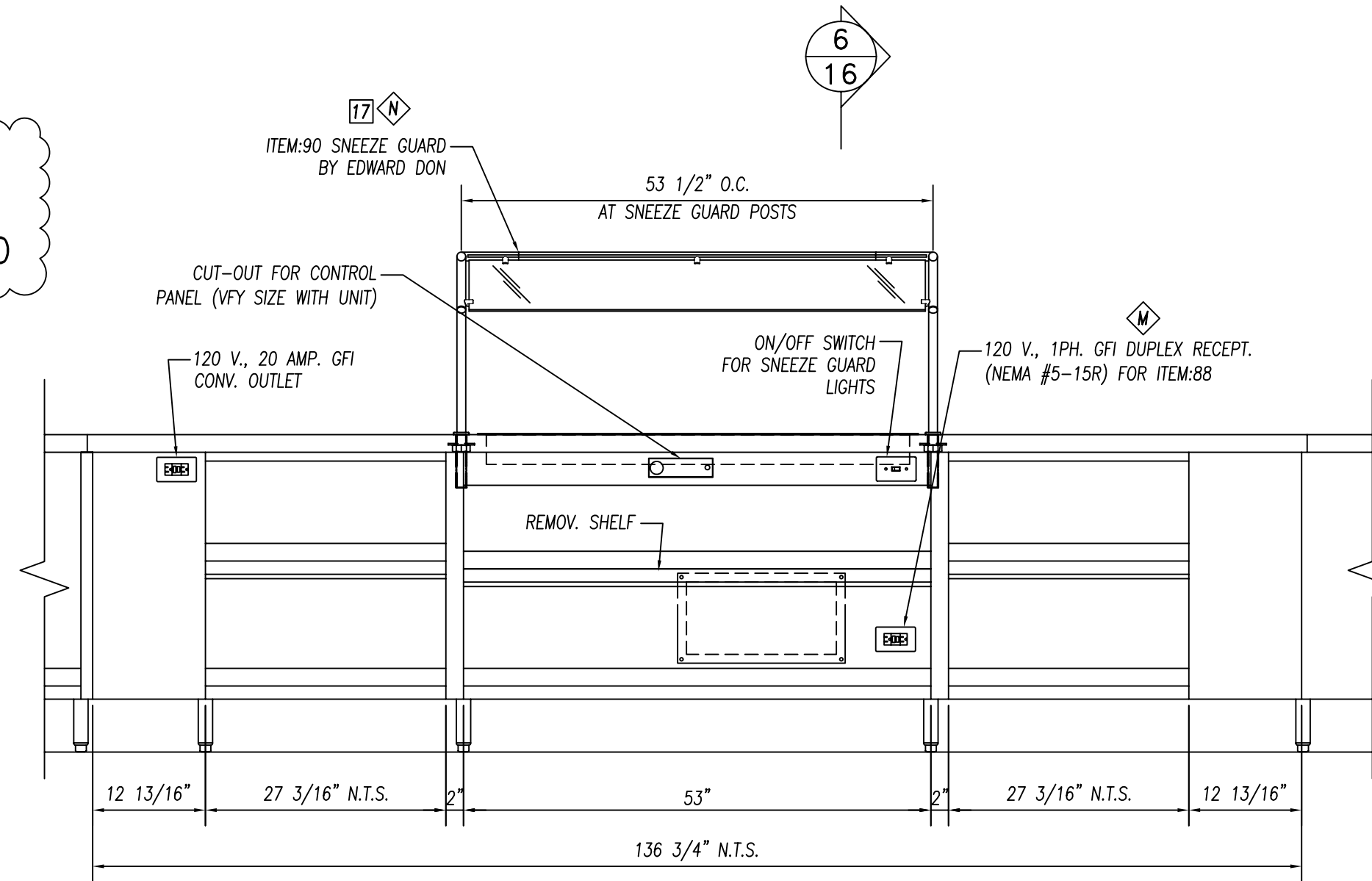
These Items ARE NOT PROVIDED BY NATIONWIDE
★ Items That Must Be Shipped To Nationwide For Installation

	10923 LEROY DRIVE NORTHGLENN, CO. 80233		PHONE: (303) 853-0107 FAX: (303) 853-0114	
	AS-BUILT 07.18.11		DATE: 2-22-10 PROJECT: JOLIET JR. COLLEGE Joliet, IL	
REVISIONS:	DRAWN BY: CUSHING CHECKED BY:	CUSTOMER: EDWARD DON North Riverside, IL	PAGE NUMBER: 13 OF 24	JOB NUMBER: 5789
CONSULTANT: Mackesey And Associates LLC Crystal Lake, IL	SCALE: AS NOTED ITEMS THIS SHEET:	ITEM:87 CAFETERIA COUNTER ELEVATIONS "A thru D"		

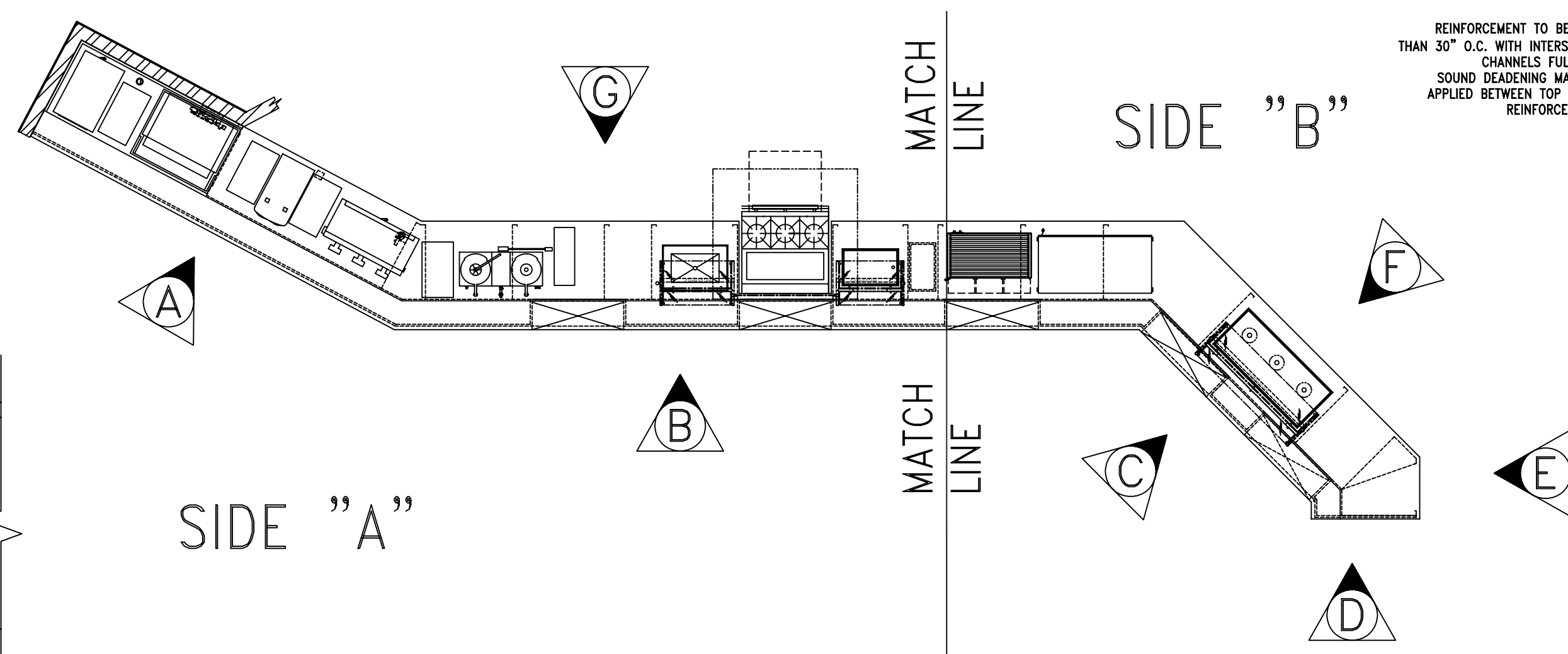
NOTE TO SHOP!
PROVIDE ACCESS
PANELS AS NEEDED



ELEVATION "E"
3/4" = 1'-0"



ELEVATION "F"
3/4" = 1'-0"



SIDE "A"

SIDE "B"

-SEE PLAN VIEW OF SIDE "A" ON SHEET:11
-SEE PLAN VIEW OF SIDE "B" ON SHEET:12
-SEE ELEVATION "A, B, C, & D" ON SHEET:13
-SEE SECTIONS ON SHEET:15 & 16

GENERAL NOTES		
NO.	DESCRIPTION	MATERIAL
1	TOPS AND SINKS	14 GA. S/S
2	REINFORCEMENT-UNEXPOSED	1 1/2" X 4" X 1 1/2" X 14 GA. GALV. CHANNEL
3	REINFORCEMENT-EXPOSED	1 1/2" X 4" X 1 1/2" X 14 GA. S/S CHANNEL
4	LEGS & CROSSRAILS	1 5/8" DIA. X 16 GA. S/S TUBING
5	REMOV. UNDERSHELVES	16 GA. S/S
6	WALL & OVERSHELVES	16 GA. S/S WITH 14 GA. S/S BRACKETS
7	COUNTER BODY	18 GA. S/S
8	DOOR AND DRAWER FACES	18 GA. S/S DOUBLE PAN CONSTR. SOUND DEADEN WITH STYROFOAM
9	FIXED UNDERSHELVES	16 GA. S/S
10	SOUND DEADENING	FULLY AT UNDERSIDE OF TOPS
11	FASTNERS	CHROME ACORN NUTZ NO EXPOSED FASTNERS

FOODSERVICE EQUIPMENT FINISHES	
SS-1	COUNTERTOP, TRAYSIDE - 2cm THICK STONE - ZODIAC, COLOR: CELESTIAL BLUE
PL-1	COUNTER FRONT - 3/4" PLYWOOD WITH WHITE MELAMINE FINISH ON UNEXPOSED SIDE, & ALL EXPOSED COVERED IN PLASTIC LAMINATE FORMICA, 6208-LX, GLAMOUR CHERRY
TL-1	2" X 2" MOSAIC GLAZED TILE - CERAMIC VOGUE or ROYAL MOSA, FINISH: TRANSPARENZIA. MOSAIC COLORS: Adibisco(orange), Gallo(yellow), Lavanda(lavender), Guad(light green), Grigio(medium grey), Ferro(dark grey) - PROVIDE EQUAL AMOUNTS OF 6 COLORS APPLIED IN RANDOM PATTERN
TR-1	TILE TRIM- STAINLESS STEEL EDGE STRIP SCHLUTTER SYSTEMS, QUADREC, OR APPROVED EQUAL

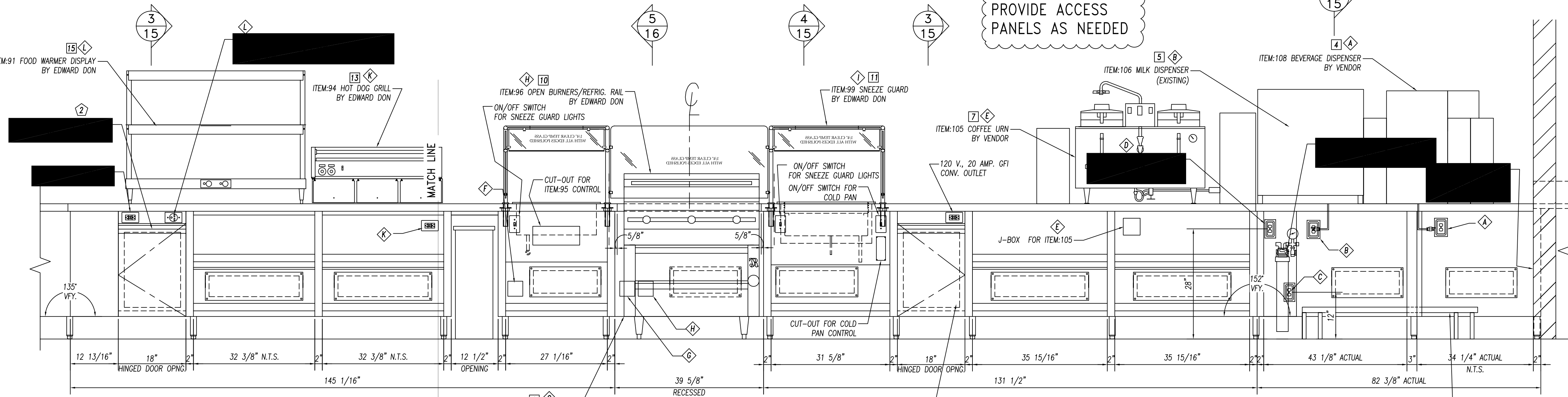
ELECTRICAL REQUIREMENTS		
ID.#	ITEM	ELEC. REQ'MTS.
108	BEV. DISPENSER	120 V. 1PH. 9.5 AMPS #(5-15R)
106	MILK DISPENSER	120 V. 1PH. 15 AMPS #(5-15R)
109	BAG-N-BOX	120 V. 1PH. 10 AMPS #(5-15R)
	CONVENIENCE OUTLET	120 V. 20 AMPS #(5-20R)
105	COFFEE URN	120/208 V. 1PH. 28.6 AMPS J-BOX
98	COLD PAN	120 V. 1PH. 3 AMPS #(5-15R)

ELECTRICAL REQUIREMENTS (PANEL-B)		
ID.#	ITEM	ELEC. REQ'MTS.
97	REFRIG. BASE	120 V. 1PH. 1.5 AMPS J-BOX
96	OPEN BURNERS	120 V. 1PH. 2.0 AMP J-BOX
99	SNEEZE GUARD	120 V. 1PH. 8.4 AMPS J-BOX
95	HOT FOOD WELL	208 V. 1PH. 12 AMPS J-BOX
94	HOT DOG GRILL	120 V. 1PH. 11 AMPS #(5-15R)
91	FOOD WARMER DISPLAY	120/208 V. 1PH. 14.3 AMP #(14-20R)
88	HEATED SHELF	120 V. 1PH. NEMA #(5-15R)
90	SNEEZE GUARD	120 V. 1PH. 8.4 AMPS J-BOX
	CONVENIENCE OUTLET	120 V. 20 AMPS #(5-20R)

PARTS LIST			
ID.#	QTY.	DESCRIPTION	MFG. & MODEL NUMBER
1	1	LOAD CENTER (A)	TBD
2	1	LOAD CENTER (B)	TBD
3	12	S/S BULLET FEET	COMPONENT HARDWARE #A10-0851

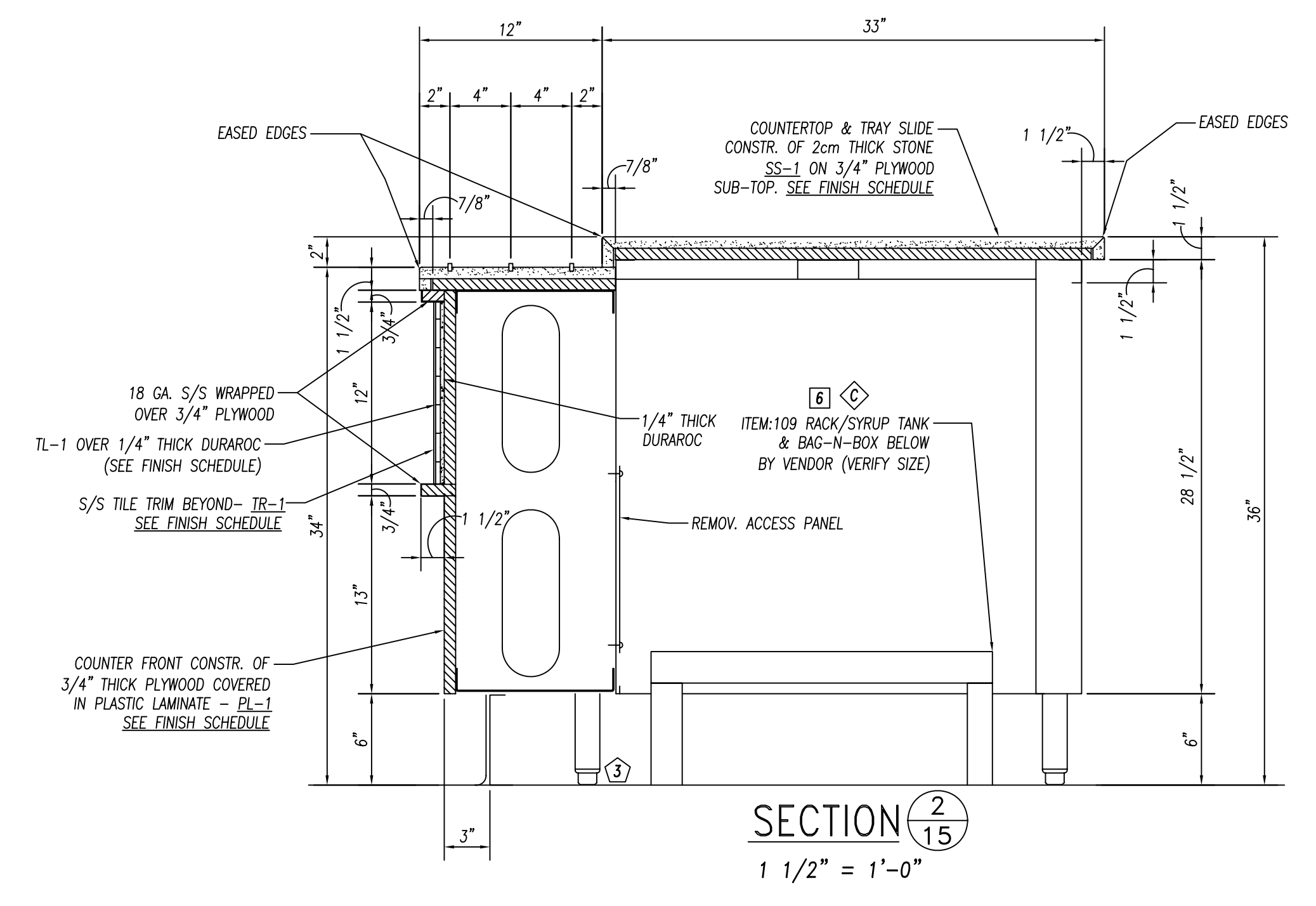
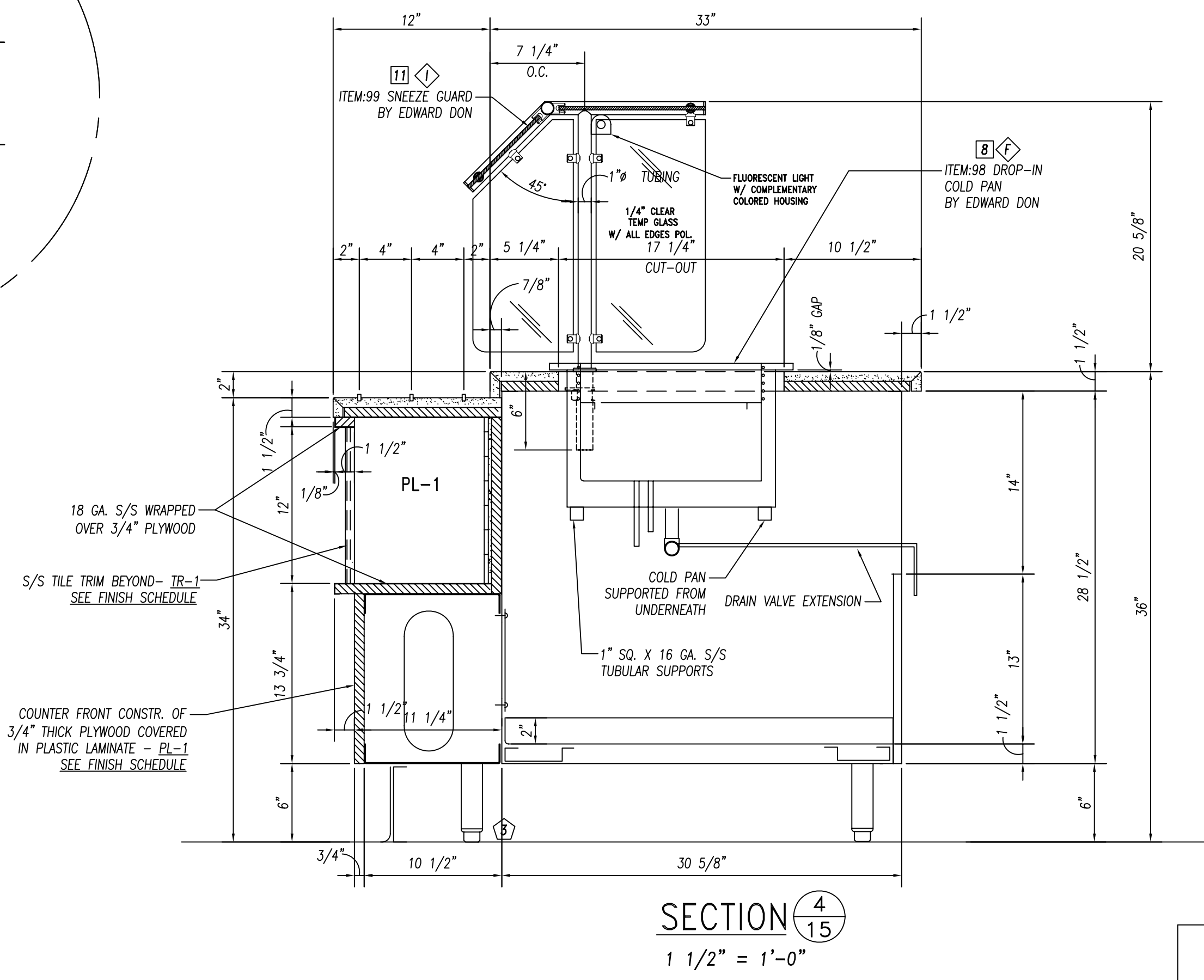
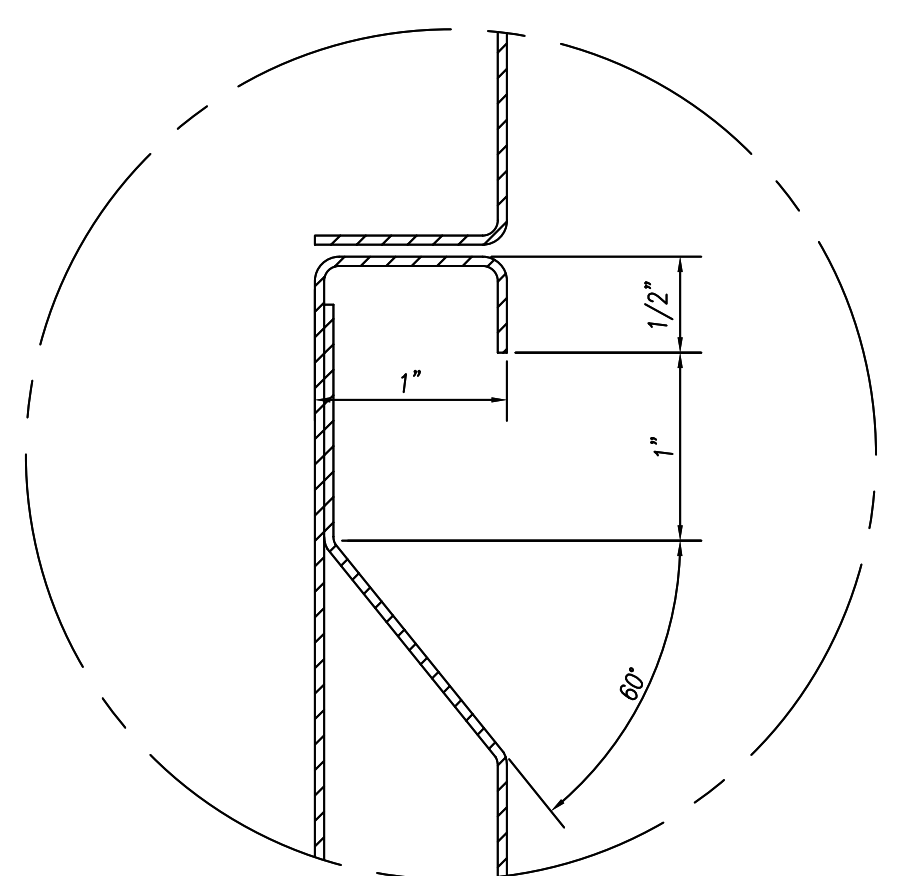
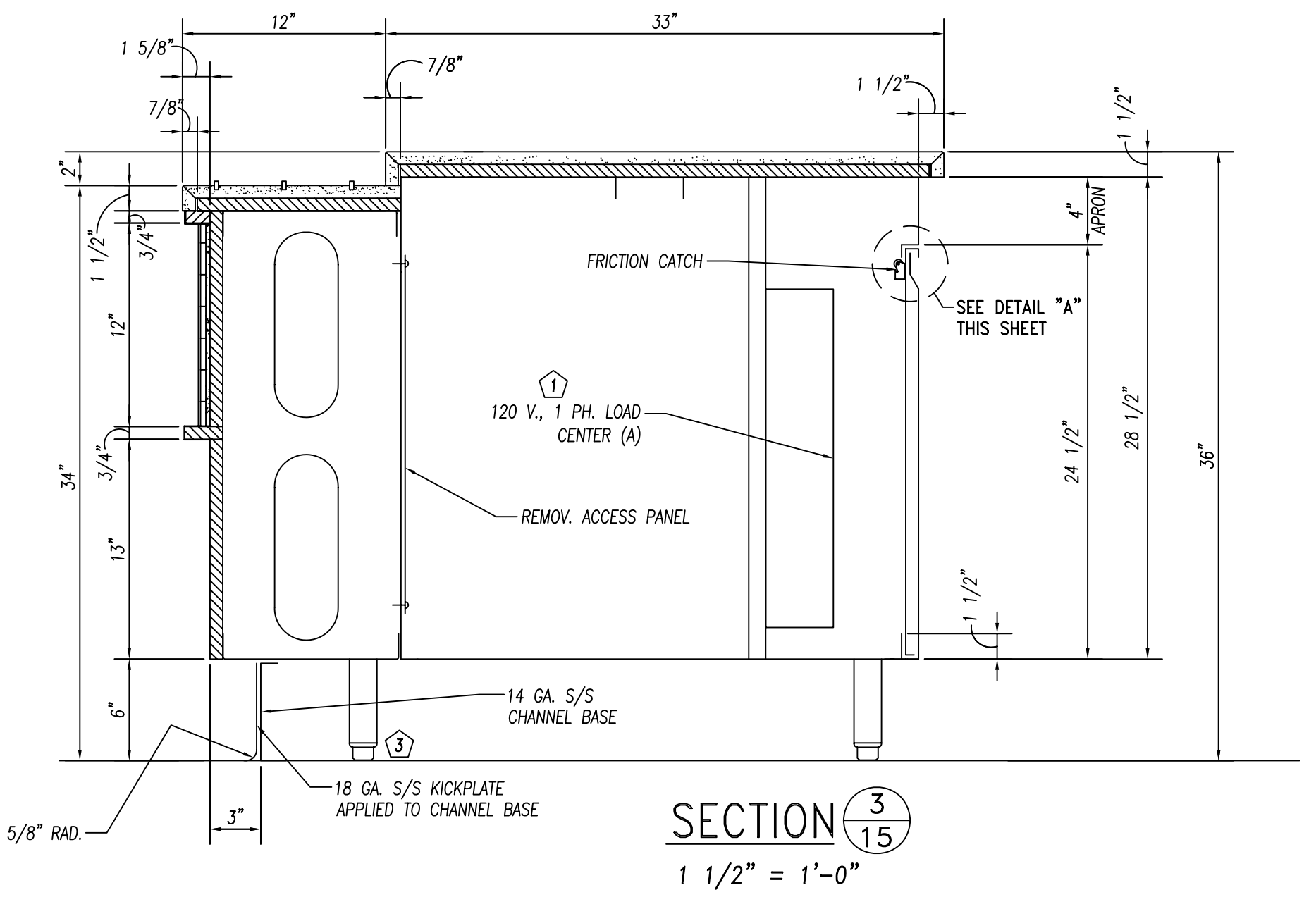
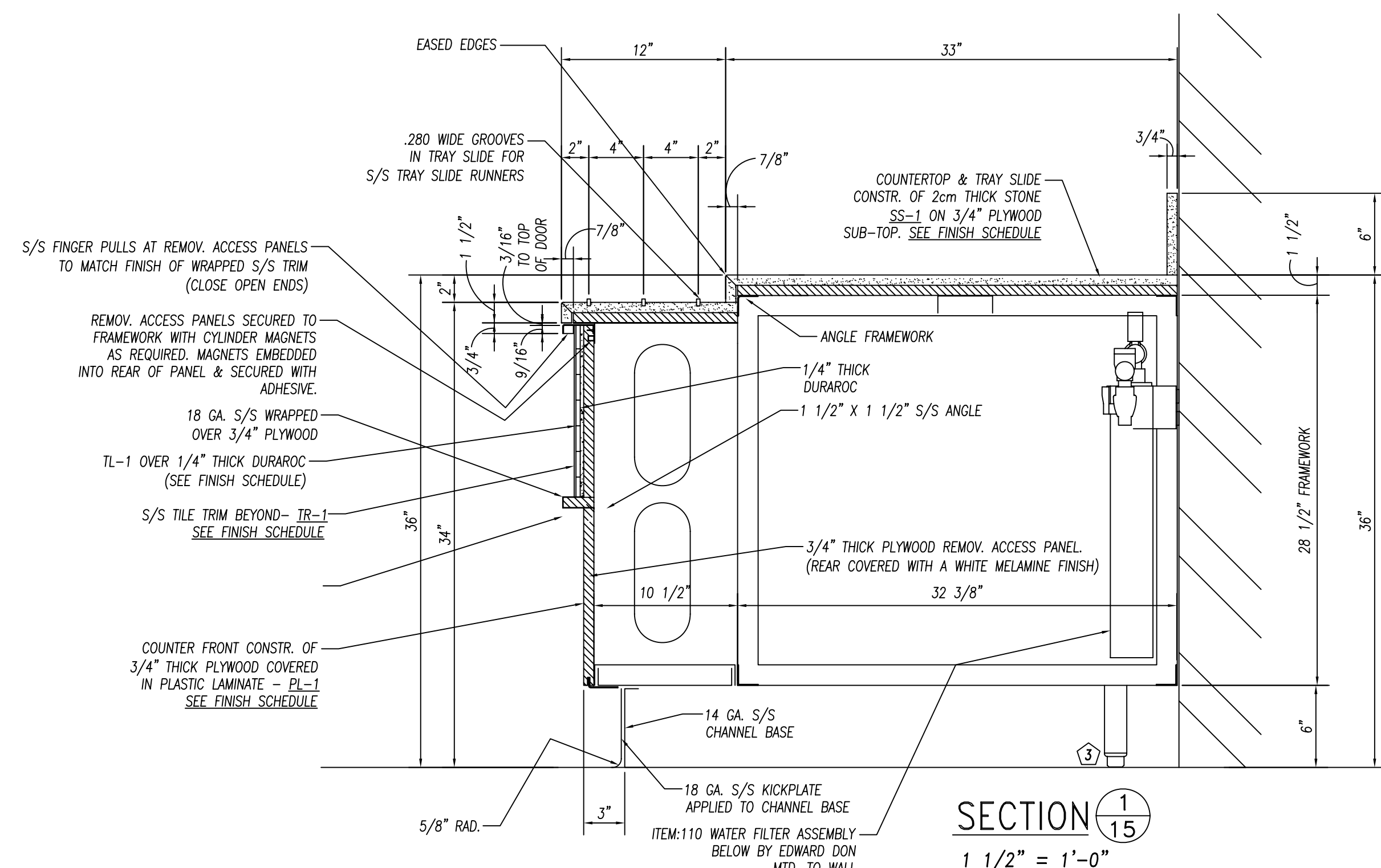
BUYOUT LIST			
ID.#	QTY.	DESCRIPTION	MFG. & MODEL NUMBER
1	1	FROZEN BEV. DISP.	VERIFY MAKE & MODEL
2	1	SODA/ICE DISP.	VERIFY MAKE & MODEL
3	1	ICE MAKER	VERIFY MAKE & MODEL
4	1	BEVERAGE DISP.	VERIFY MAKE & MODEL
5	1	MILK DISP.	VERIFY MAKE & MODEL
6	1	BAG-N-BOX	VERIFY MAKE & MODEL
7	1	COFFEE URN	VERIFY MAKE & MODEL
8	1	COLD PAN	ATLAS METAL #RMX-1
9	1	REFRIG. BASE	JADE #JRLH-02R-T-36
10	1	OPEN BURNERS	JADE #JMS-03-T-36
11	1	SNEEZE GUARD	PREMIER #FMS2R/FMS1Z
12	1	HOT FOOD WELL	APW #SHFWZ-10
13	1	HOT DOG GRILL	APW #HR-50
14	1	HOT DOG BUN BOX	APW #BC-50
15	1	FOOD WARMER DISPLAY	MERCO/SAVORY #PDC-4826
16	1	HEATED SHELF	MERCO/SAVORY #TS2-488
17	1	SNEEZE GUARD	PREMIER #FMS2R

These Items ARE NOT PROVIDED BY NATIONWIDE
★ Items That Must Be Shipped To Nationwide For Installation



ELEVATION "G"
3/4" = 1'-0"

	10923 LEROY DRIVE NORTHGLENN, CO. 80233		PHONE: (303) 853-0107 FAX: (303) 853-0114
	DATE: 2-22-10 DRAWN BY: CUSHING CHECKED BY: SCALE: AS NOTED ITEMS THIS SHEET:		PROJECT: JOLIET JR. COLLEGE Joliet, IL CUSTOMER: EDWARD DON North Riverside, IL
AS-BUILT 07.18.11		REVISIONS:	
CONSULTANT: Mackesey And Associates LLC Crystal Lake, IL		ITEM:87 CAFETERIA COUNTER ELEVATIONS "E thru G"	
		PAGE NUMBER 14 OF 24	JOB NUMBER 5789



GENERAL NOTES		
NO.	DESCRIPTION	MATERIAL
1	TOPS AND SINKS	14 GA. S/S
2	REINFORCEMENT-UNEXPOSED	1 1/2" X 4" X 1 1/2" X 14 GA. GALV. CHANNEL
3	REINFORCEMENT-EXPOSED	1 1/2" X 4" X 1 1/2" X 14 GA. S/S CHANNEL
4	LEGS & CROSSRAILS	1 5/8" DIA. X 16 GA. S/S TUBING
5	REMOV. UNDERSHELVES	16 GA. S/S
6	WALL & OVERSHELVES	16 GA. S/S WITH 14 GA. S/S BRACKETS
7	COUNTER BODY	18 GA. S/S
8	DOOR AND DRAWER FACES	18 GA. S/S DOUBLE PAN CONSTR. SOUND DEADEN WITH STYROFOAM
9	FIXED UNDERSHELVES	16 GA. S/S
10	SOUND DEADENING	FULLY AT UNDERSIDE OF TOPS
11	FASTNERS	CHROME ACORN NUTZ NO EXPOSED FASTNERS

FOODSERVICE EQUIPMENT FINISHES		
SS-1	COUNTERTOP, TRAYSIDE -	2cm THICK STONE - ZODIAC, COLOR: CELESTIAL BLUE
PL-1	COUNTER FRONT -	3/4" PLYWOOD WITH WHITE MELAMINE FINISH ON UNEXPOSED SIDE, & ALL EXPOSED COVERED IN PLASTIC LAMINATE FORMICA, 6208-LX, GLAMOUR CHERRY
TL-1	CERAMIC VOGUE or ROYAL MOSA, FINISH: TRANSPARENZIA. MOSAIC COLORS: Albicocca(orange), Giallo(yellow), Lavanda(lavender), Glada(light green), Grigio(medium grey), Ferro(dark grey) -PROVIDE EQUAL AMOUNTS OF 6 COLORS APPLIED IN RANDOM PATTERN	
TR-1	TILE TRIM-STAINLESS STEEL EDGE STRIP	SCHLUTER SYSTEMS, QUADREC, OR APPROVED EQUAL

RUN GRAIN VERTICALLY

ELECTRICAL REQUIREMENTS (PANEL-A)		
ID.#	ITEM	ELEC. REQ'MTS.
1	ITEM:108 BEV. DISPENSER	120 V. 1PH. 9.5 AMPS #(5-15R)
2	ITEM:106 MILK DISPENSER	120 V. 1PH. 15 AMPS #(5-15R)
3	ITEM:109 BAG-N-BOX	120 V. 1PH. 10 AMPS #(5-15R)
4	CONVENIENCE OUTLET	120 V. 20 AMPS #(5-20R)
5	ITEM:105 COFFEE URN	120/208 V. 1PH. 28.6 AMPS J-BOX
6	ITEM:98 COLD PAN	120 V. 1PH. 3 AMPS #(5-15R)

ELECTRICAL REQUIREMENTS (PANEL-B)		
ID.#	ITEM	ELEC. REQ'MTS.
1	ITEM:97 REFRIG. BASE	120 V. 1PH. 1.5 AMPS J-BOX
2	ITEM:96 OPEN BURNERS	120 V. 1PH. 2.0 AMP J-BOX
3	ITEM:99 SNEEZE GUARD	120 V. 1PH. 8.4 AMPS J-BOX
4	ITEM:95 HOT FOOD WELL	208 V. 1PH. 12 AMPS J-BOX
5	ITEM:94 HOT DOG GRILL	120 V. 1PH. 11 AMPS #(5-15R)
6	ITEM:91 FOOD WARMER DISPLAY	120/208 V. 1PH. 14.3 AMP #(14-20R)
7	ITEM:88 HEATED SHELF	120 V. 1PH. NEMA #(5-15R)
8	ITEM:88 HEATED SHELF	120 V. 1PH. NEMA #(5-15R)
9	ITEM:88 HEATED SHELF	120 V. 1PH. NEMA #(5-15R)
10	CONVENIENCE OUTLET	120 V. 20 AMPS #(5-20R)

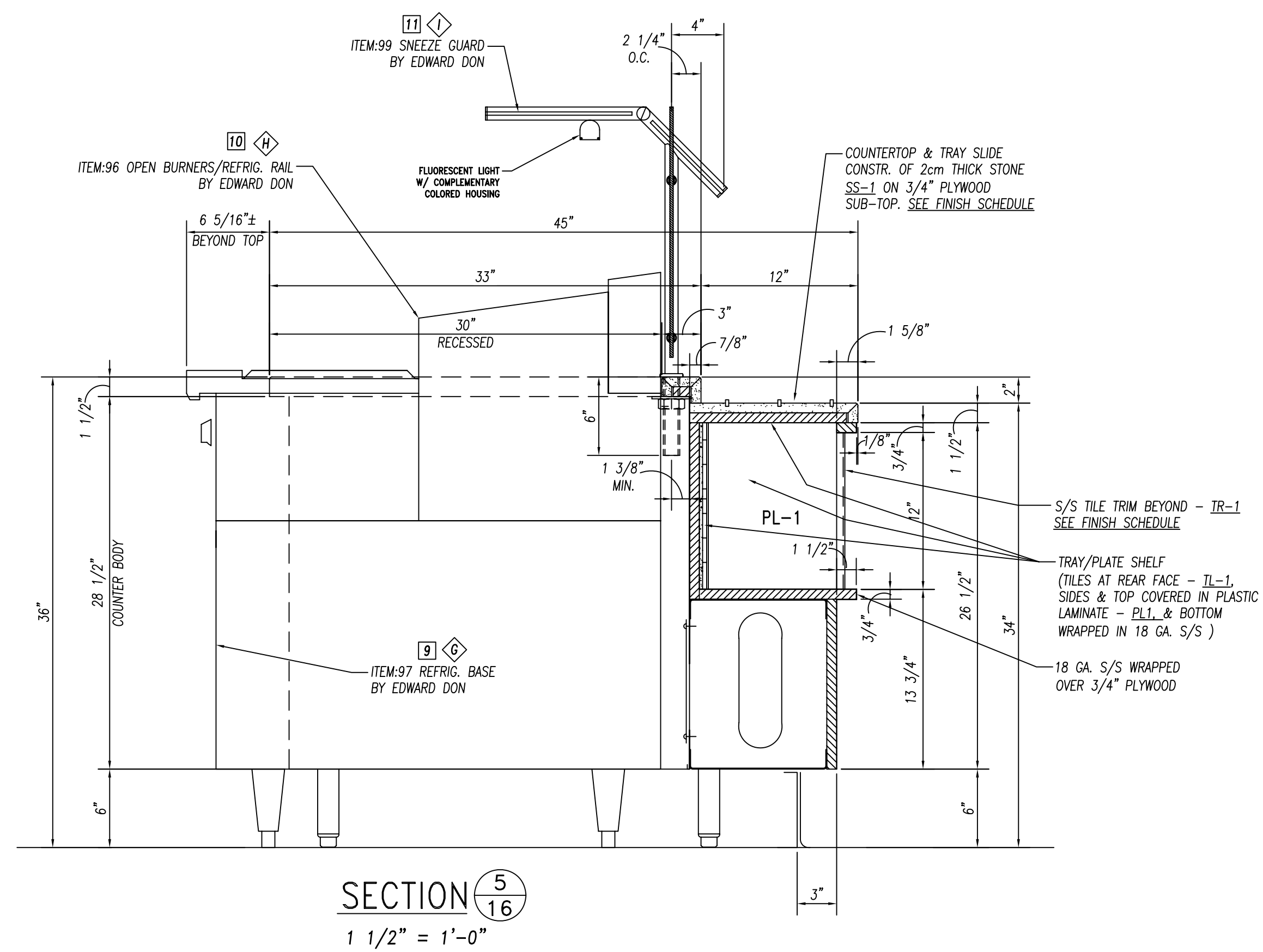
PARTS LIST			
ID.#	QTY.	DESCRIPTION	MFG. & MODEL NUMBER
1	1	LOAD CENTER (A)	TBD
2	1	LOAD CENTER (B)	TBD
3	12	S/S BULLET FEET	COMPONENT HARDWARE #A10-0851

BUYOUT LIST			
ID.#	QTY.	DESCRIPTION	MFG. & MODEL NUMBER
1	1	FROZEN BEV. DISP.	VERIFY MAKE & MODEL
2	1	SODA/ICE DISP.	VERIFY MAKE & MODEL
3	1	ICE MAKER	VERIFY MAKE & MODEL
4	1	BEVERAGE DISP.	VERIFY MAKE & MODEL
5	1	MILK DISP.	VERIFY MAKE & MODEL
6	1	BAG-N-BOX	VERIFY MAKE & MODEL
7	1	COFFEE URN	VERIFY MAKE & MODEL
8	1	COLD PAN	ATLAS METAL #RMX-1
9	1	REFRIG. BASE	JADE #JRLH-02R-1-36
10	1	OPEN BURNERS	JADE #JMSS-03-1-36
11	1	SNEEZE GUARD	PREMIER #FMS2R/FMS1Z
12	1	HOT FOOD WELL	APW #SHFWZ-10
13	1	HOT DOG GRILL	APW #HR-50
14	1	HOT DOG BUN BOX	APW #BC-50
15	1	FOOD WARMER DISPLAY	MERCO/SAVORY #PDC-4826
16	1	HEATED SHELF	MERCO/SAVORY #TS2-48B
17	1	SNEEZE GUARD	PREMIER #FMS2R

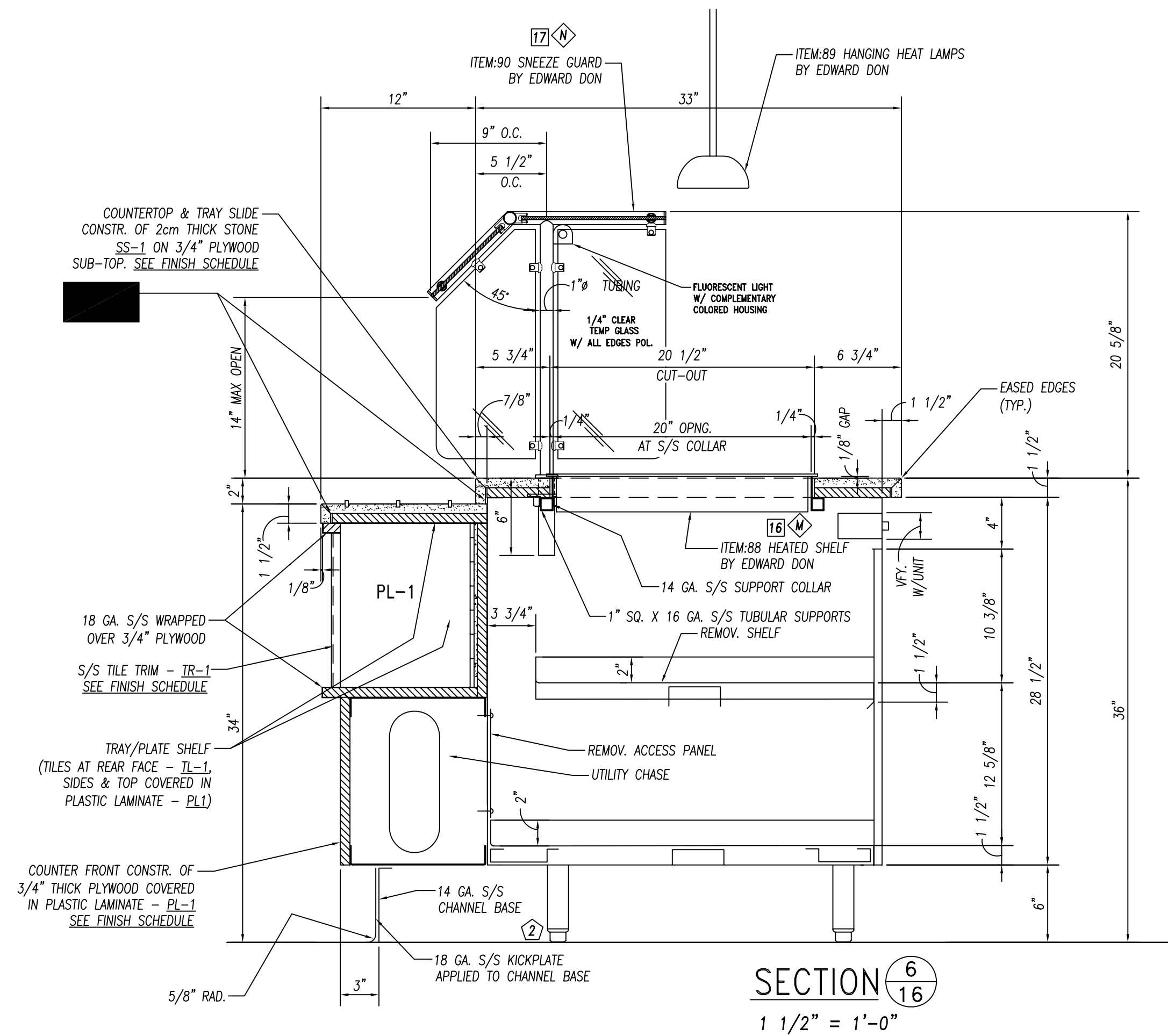
These Items ARE NOT PROVIDED BY NATIONWIDE
 ★ Items That Must Be Shipped To Nationwide For Installation

		10923 LEROY DRIVE NORTHGLENN, CO. 80233 PHONE: (303) 853-0107 FAX: (303) 853-0114	
	DATE: 2-22-10 DRAWN BY: CUSHING CHECKED BY: SCALE: AS NOTED ITEMS THIS SHEET:		

AS-BUILT 07.18.11
REVISIONS:
CHECKED BY:
CONSULTANT: Mackesey And Associates LLC Crystal Lake, IL



SECTION $\frac{5}{16}$
1 1/2" = 1'-0"



SECTION $\frac{6}{16}$
1 1/2" = 1'-0"

GENERAL NOTES

NO.	DESCRIPTION	MATERIAL
1	TOPS AND SINKS	14 GA. S/S
2	REINFORCEMENT-UNEXPOSED	1 1/2" X 4" X 1 1/2" X 14 GA. GALV. CHANNEL
3	REINFORCEMENT-EXPOSED	1 1/2" X 4" X 1 1/2" X 14 GA. S/S CHANNEL
4	LEGS & CROSSRAILS	1 5/8" DIA. X 16 GA. S/S TUBING
5	REMOV. UNDERSHELVES	16 GA. S/S
6	WALL & OVERSHELVES	16 GA. S/S WITH 14 GA. S/S BRACKETS
7	COUNTER BODY	18 GA. S/S
8	DOOR AND DRAWER FACES	18 GA. S/S DOUBLE PAN CONSTR. SOUND DEADEN WITH STYROFOAM
9	FIXED UNDERSHELVES	16 GA. S/S
10	SOUND DEADENING	FULLY AT UNDERSIDE OF TOPS
11	FASTNERS	CHROME ACORN NUTS NO EXPOSED FASTNERS

REINFORCEMENT TO BE NOT MORE THAN 30" O.C. WITH INTERSECTIONS OF CHANNELS FULLY WELDED. SOUND DEADENING MASTIC TO BE APPLIED BETWEEN TOP & CHANNEL REINFORCEMENT ONLY.

FOODSERVICE EQUIPMENT FINISHES

SS-1	COUNTERTOP, TRAYSIDE - 2cm THICK STONE - ZODIAC, COLOR: CELESTIAL BLUE
PL-1	COUNTER FRONT - 3/4" PLYWOOD WITH WHITE MELAMINE FINISH ON UNEXPOSED SIDE, & ALL EXPOSED COVERED IN PLASTIC LAMINATE FORMICA, 6208-LX, GLAMOUR CHERRY
TL-1	2" X 2" MOSAIC GLAZED TILE - CERAMIC VOGUE or ROYAL MOSA, FINISH: TRANSPARENZIA. MOSAIC COLORS: Albicocca(orange), Giallo(yellow), Lavanda(lavender), Glada(light green), Grigio(medium grey), Ferro(dark grey) - PROVIDE EQUAL AMOUNTS OF 6 COLORS APPLIED IN BANDING PATTERN
TR-1	TILE TRIM-STAINLESS STEEL EDGE STRIP SCHLUTER SYSTEMS, QUADBC, OR APPROVED EQUAL

RUN GRAIN VERTICALLY

ELECTRICAL REQUIREMENTS (PANEL-A)

ID.#	ITEM	ELEC. REQ'MTS.
108	BEV. DISPENSER	120 V. 1PH. 9.5 AMPS #5-15R
106	MILK DISPENSER	120 V. 1PH. 15 AMPS #5-15R
109	BAG-N-BOX	120 V. 1PH. 10 AMPS #5-15R
(2) TOTAL	CONVENIENCE OUTLET	120 V. 20 AMPS #5-20R
105	COFFEE URN	120/208 V. 1PH. 28.6 AMPS J-BOX
98	COLD PAN	120 V. 1PH. 3 AMPS #5-15R

EXISTING EQUIP. VERIFY REQ'MTS.

ELECTRICAL REQUIREMENTS (PANEL-B)

ID.#	ITEM	ELEC. REQ'MTS.
97	REFRIG. BASE	120 V. 1PH. 1.5 AMPS J-BOX
96	OPEN BURNERS	120 V. 1PH. 2.0 AMP J-BOX
99	SNEEZE GUARD	120 V. 1PH. 8.4 AMPS J-BOX
95	HOT FOOD WELL	208 V. 1PH. 12 AMPS J-BOX
94	HOT DOG GRILL	120 V. 1PH. 11 AMPS #5-15R
91	FOOD WARMER DISPLAY	120/208 V. 1PH. 14.3 AMP #14-20R
88	HEATED SHELF	120 V. 1PH. NEMA #5-15R
90	SNEEZE GUARD	120 V. 1PH. 8.4 AMPS J-BOX
(2) TOTAL	CONVENIENCE OUTLET	120 V. 20 AMPS #5-20R

1200 WATTS EA.

(2) TOTAL

PARTS LIST

ID.#	QTY.	DESCRIPTION	MFG. & MODEL NUMBER
1	1	LOAD CENTER (A)	TBD
2	1	LOAD CENTER (B)	TBD
3	12	S/S BULLET FEET	COMPONENT HARDWARE #A10-08S1

BUYOUT LIST

ID.#	QTY.	DESCRIPTION	MFG. & MODEL NUMBER
1	1	FROZEN BEV. DISP.	VERIFY MAKE & MODEL
2	1	SODA/ICE DISP.	VERIFY MAKE & MODEL
3	1	ICE MAKER	VERIFY MAKE & MODEL
4	1	BEVERAGE DISP.	VERIFY MAKE & MODEL
5	1	MILK DISP.	VERIFY MAKE & MODEL
6	1	BAG-N-BOX	VERIFY MAKE & MODEL
7	1	COFFEE URN	VERIFY MAKE & MODEL
8	1	COLD PAN	ATLAS METAL #RMX-1
9	1	REFRIG. BASE	JADE #JRLH-02R-T-36
10	1	OPEN BURNERS	JADE #JMSS-03-T-36
11	1	SNEEZE GUARD	PREMIER #FMS2R/FMS1Z
12	1	HOT FOOD WELL	APW #SHFWZ-10
13	1	HOT DOG GRILL	APW #HR-50
14	1	HOT DOG BUN BOX	APW #BC-50
15	1	FOOD WARMER DISPLAY	MERCO/SAVORY #PDC-4826
16	1	HEATED SHELF	MERCO/SAVORY #TS2-48B
17	1	SNEEZE GUARD	PREMIER #FMS2R

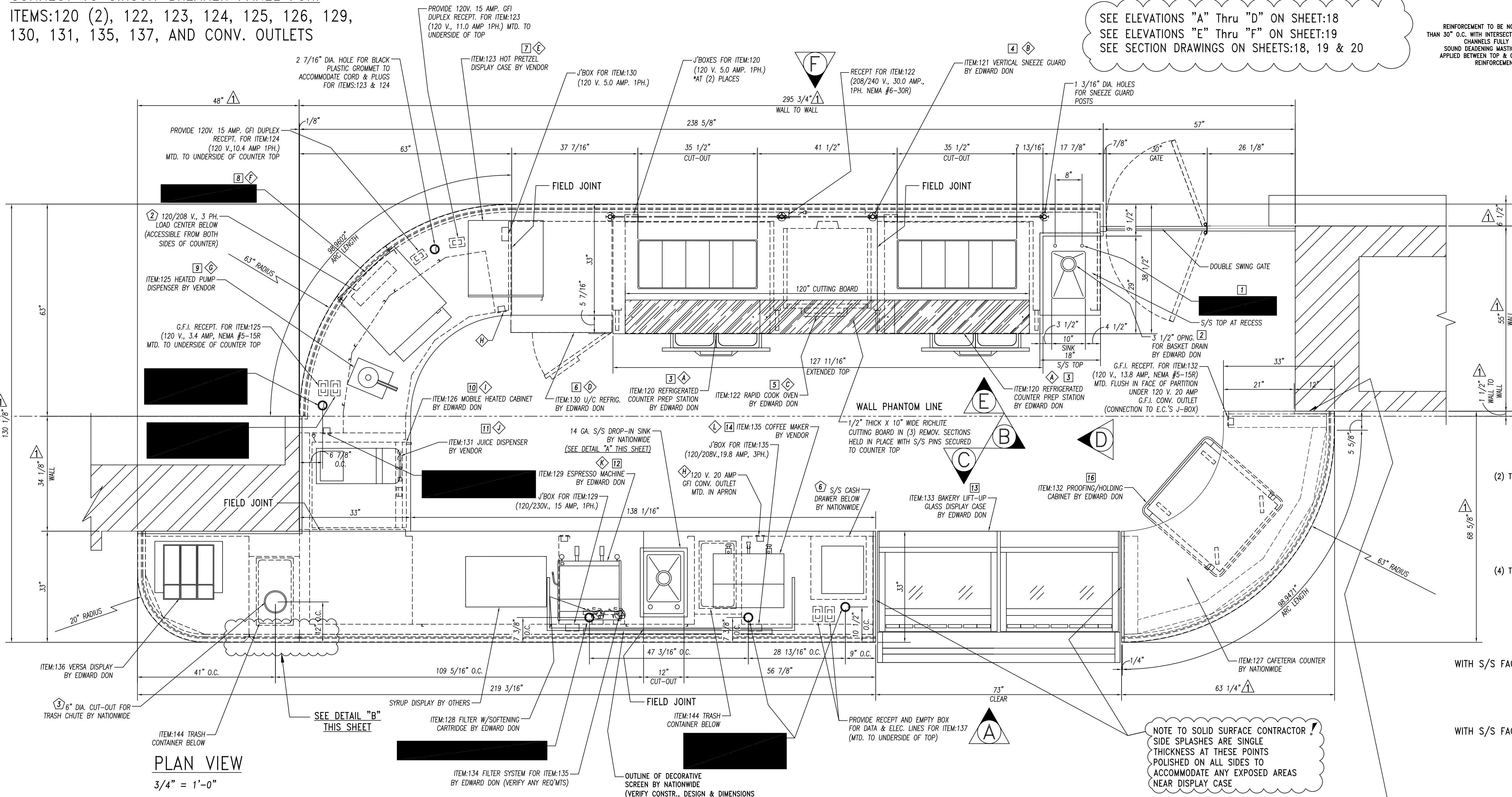
EXISTING EQUIP.

These Items ARE NOT PROVIDED BY NATIONWIDE
★ Items That Must Be Shipped To Nationwide For Installation

	10923 LEROY DRIVE NORTHGLENN, CO. 80233		PHONE: (303) 853-0107 FAX: (303) 853-0114
	DATE: 2-22-10 DRAWN BY: CUSHING CHECKED BY:		PROJECT: JOLIET JR. COLLEGE Joliet, IL
REVISIONS:	CUSTOMER: EDWARD DON North Riverside, IL	SCALE: AS NOTED ITEMS THIS SHEET:	PAGE NUMBER: 16 OF 24 JOB NUMBER: 5789
CONSULTANT: Mackesey And Associates LLC Crystal Lake, IL	ITEM:87 CAFETERIA COUNTER SECTIONS "5 & 6"		

AS-BUILT 07.18.11

CONNECT TO CIRCUIT BREAKER PANEL FOR:
ITEMS:120 (2), 122, 123, 124, 125, 126, 129,
130, 131, 135, 137, AND CONV. OUTLETS



SEE ELEVATIONS "A" Thru "D" ON SHEET:18
SEE ELEVATIONS "E" Thru "F" ON SHEET:19
SEE SECTION DRAWINGS ON SHEETS:18, 19 & 20

REINFORCEMENT TO BE NOT MORE THAN 30" O.C. WITH INTERSECTIONS OF CHANNELS FULLY WELDED. SOUND DEADENING MASTIC TO BE APPLIED BETWEEN TOP & CHANNEL REINFORCEMENT ONLY.

GENERAL NOTES		
NO.	DESCRIPTION	MATERIAL
1	TOPS AND SINKS	14 GA. S/S
2	REINFORCEMENT-UNEXPOSED	1 1/2" X 4" X 1 1/2" X 14 GA. GALV. CHANNEL
3	REINFORCEMENT-EXPOSED	1 1/2" X 4" X 1 1/2" X 14 GA. S/S CHANNEL
4	LEGS & CROSSRAILS	1 5/8" DIA. X 16 GA. S/S TUBING
5	REMOV. UNDERSHELVES	16 GA. S/S
6	WALL & OVERSHELVES	16 GA. S/S WITH 14 GA. S/S BRACKETS
7	COUNTER BODY	18 GA. S/S
8	DOOR AND DRAWER FACES	18 GA. S/S DOUBLE PAN CONSTR. SOUND DEADEN WITH STYROFOAM
9	FIXED UNDERSHELVES	16 GA. S/S
10	SOUND DEADENING	FULLY AT UNDERSIDE OF TOPS
11	FASTNERS	CHROME ACORN NUTZ NO EXPOSED FASTNERS

FOODSERVICE EQUIPMENT FINISHES		
SS-1	COUNTERTOP, TRAYS/SLIDE	3/4" (2cm) THICK QUARTZ - ZODIAC-CELESTIAL BLUE
PL-1	COUNTER FRONT	3/4" PLYWOOD WITH WHITE MELAMINE FINISH ON UNEXPOSED SIDE. & ALL EXPOSED COVERED IN PLASTIC LAMINATE FORMICA, 6208-LX, GLAMOUR CHERRY
TL-1	2" X 2" MOSAIC GLAZED TILE	CERAMIC VOGUE or ROYAL MOSA. FINISH: TRANSPARENZIA. MOSAIC COLORS: Albicocco(orange), Gallo(yellow), Lavanda(lavender), Gladiolus(light green), Grigio(medium grey), Petro(dark grey) -PROVIDE EQUAL AMOUNTS OF 8 COLORS APPLIED IN RANDOM PATTERN
TR-1	TILE TRIM-STAINLESS STEEL EDGE STRIP	SCHLUTER SYSTEMS, QUADCEC, OR APPROVED EQUAL

ELECTRICAL REQUIREMENTS (PANEL-C)		
ID.#	ITEM	ELEC. REQ'MTS.
1	ITEM:120 REFRIG. PREP STATION	120 V. 1PH. 5.0 AMPS #5-15R
2	ITEM:121 SNEEZE GUARD	NONE
3	ITEM:122 RAPID COOK OVEN	208/240 V. 1PH. 30 AMPS #6-30R
4	ITEM:130 U/C REFRIG.	120 V. 1PH. 5.0 AMPS #5-15R
5	ITEM:123 HOT PRETZEL DISPLAY	120V. 1PH. 11.0 AMPS #5-15R
6	ITEM:124 NACHO CHIP WARMER	120 V. 1PH. 10.4 AMPS #5-15R
7	ITEM:125 HEATED PUMP DISP.	120 V. 1PH. 3.4 AMPS #5-15R
8	CONV. OUTLET	120 V. 20 AMP.
9	ITEM:126 U/C HEATED CABINET	120 V. 1PH., 14.1 AMP #5-15R
10	ITEM:131 JUICE DISP.	120 V. 1PH. 4.5 AMPS #5-15R
11	ITEM:129 ESPRESSO MACHINE	120/230V. 1PH., 15.0 AMP #DIRECT
12	ITEM:135 COFFEE MAKER	120/208 V. 3PH. 19.5 AMP #DIRECT
13	ITEM:137 POS SYSTEM	120 V. 1PH.20AMP, NEMA #5-15R

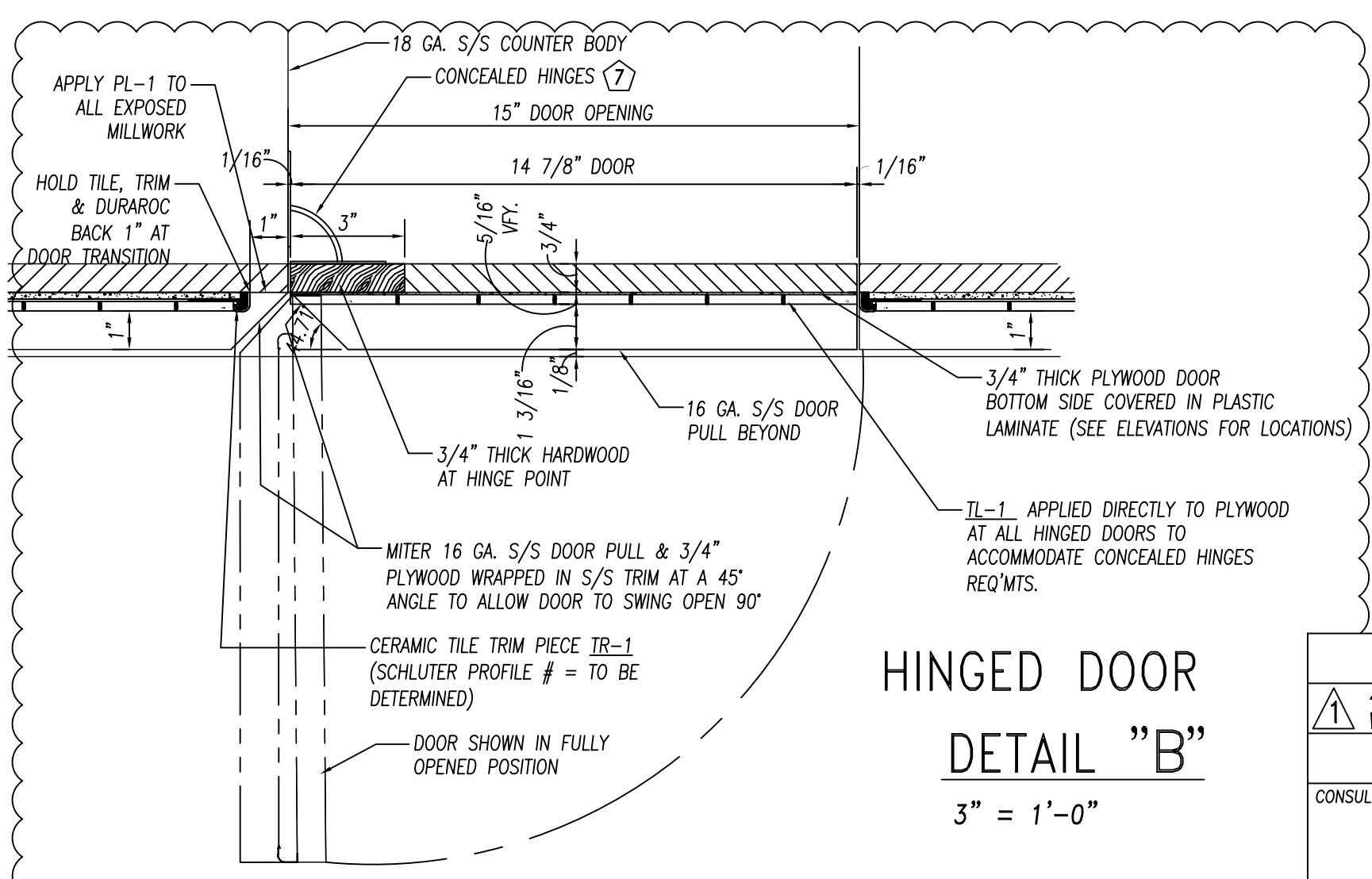
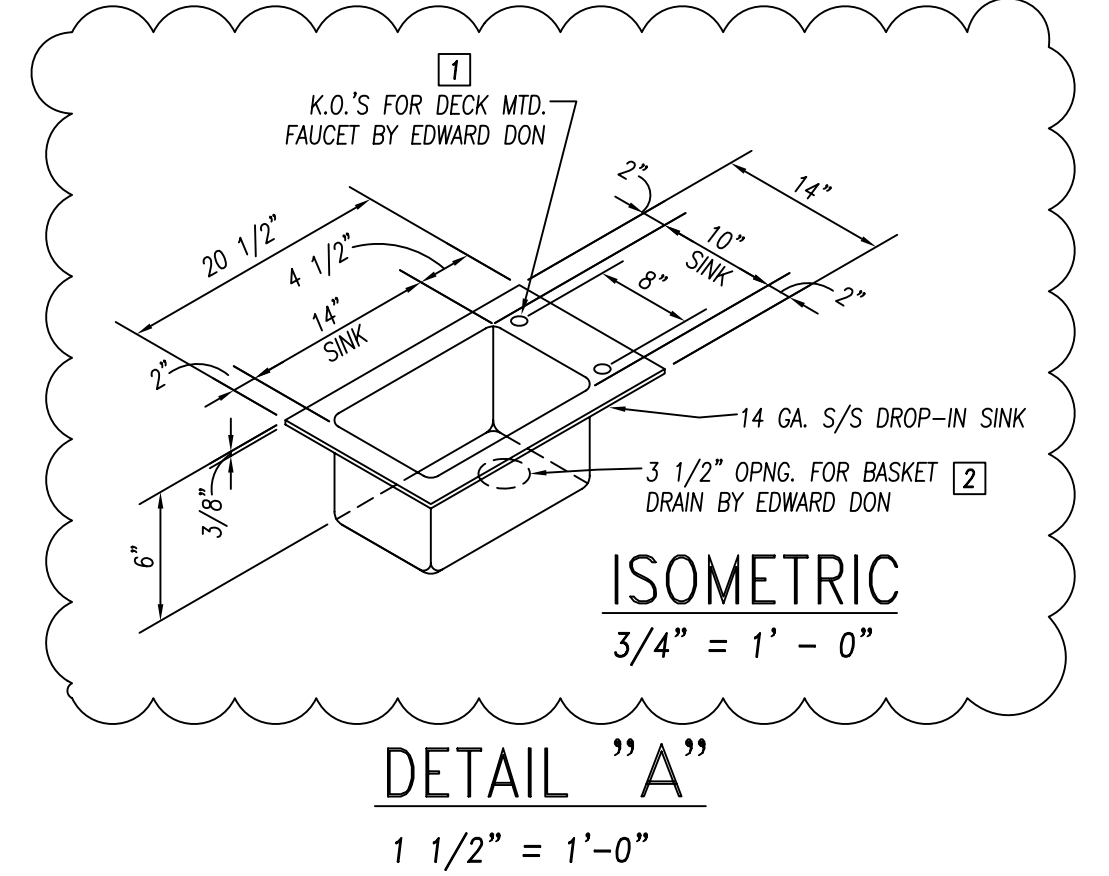
PARTS LIST			
ID.#	QTY.	DESCRIPTION	MFG. & MODEL NUMBER
1	1	CASH DRAWER	RISCO #MS-100
2	1	LOAD CENTER	TO BE DETERMINED
3	1	S/S TRASH CHUTE	COMPONENT HARDWARE #J92-1000
4	24	S/S BULLET FEET	COMPONENT HARDWARE #A10-0851
5	1 PR.	HEAVY DUTY HINGES	TO BE DETERMINED
6	1	CASH DRAWER	RISCO #MS-100
7	8 PR	CONCEALED HINGES	BLUM OR EQUAL (TBD)

BUYOUT LIST			
ID.#	QTY.	DESCRIPTION	MFG. & MODEL NUMBER
1	2	DECK MTD. FAUCET	VERIFY MAKE & MODEL
2	2	BASKET DRAIN	VERIFY MAKE & MODEL
3	2	REFRIG. PREP STATION	RANDELL #53343LPP0
4	1	SNEEZE GUARD	PREMIER BRASS #FMS1V
5	1	RAPID COOK OVEN	TURBOCHEF #TORNADO 2
6	1	U/C REFRIG	RANDELL #53330M
7	1	HOT PRETZEL DISPLAY	VERIFY MAKE & MODEL
8	1	NACHO CHIP WARMER	VERIFY MAKE & MODEL
9	1	HEATED PUMP DISP.	VERIFY MAKE & MODEL
10	1	HEATED CABINET	HATCO #F5HC-6W1
11	1	JUICE DISP.	VERIFY MAKE & MODEL
12	1	ESPRESSO MACHINE	GRINDMASTER #2450Q
13	1	BAKERY DISPLAY CASE	RPI #SCB72R-OU
14	1	COFFEE MAKER	VERIFY MAKE & MODEL
15	1	POS SYSTEM	VERIFY MAKE & MODEL
16	1	PROOFING CABINET	FWE #PH-BCC-HS

These Items ARE NOT PROVIDED BY NATIONWIDE
★ Items That Must Be Shipped To Nationwide For Installation

- PLAN VIEW
3/4" = 1'-0"
- ITEM:119 CAFETERIA COUNTER
(1) REQ'D - TO INCLUDE: HAND SINK & DROP-IN HAND SINK BUILD IN (5) PIECES
 - ITEM:127 CAFETERIA COUNTER
(1) REQ'D BUILD IN (1) PIECE

RELEASED FOR FAB.
4-19-11



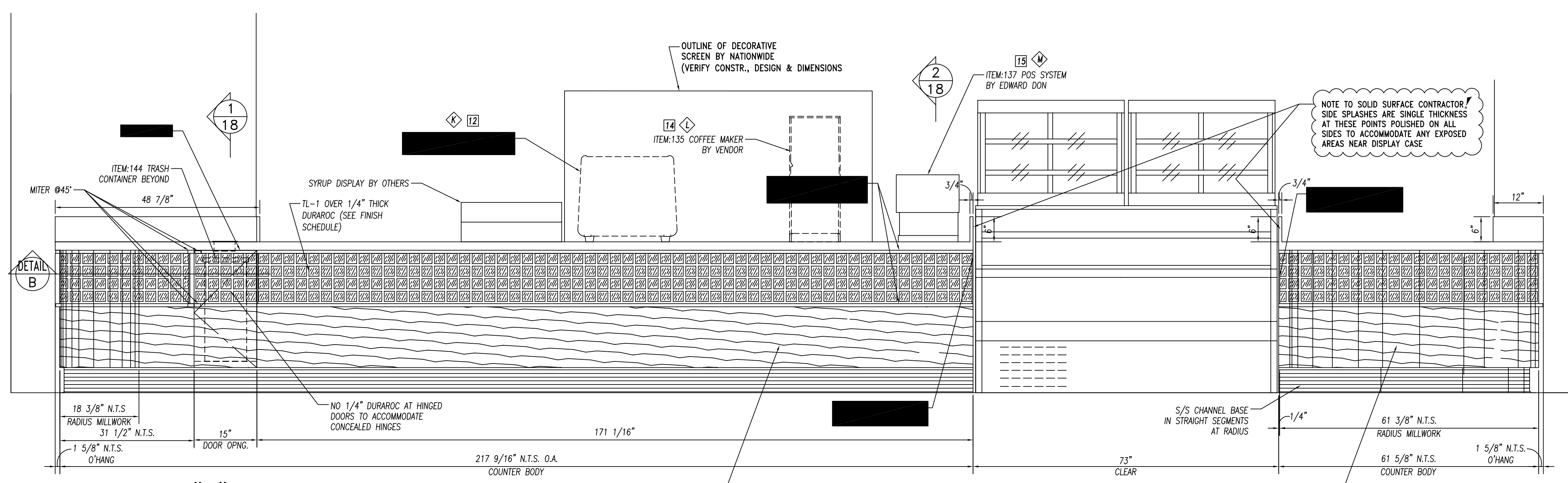
NOTE TO SOLID SURFACE CONTRACTOR!
SIDE SPLASHES ARE SINGLE THICKNESS AT THESE POINTS POLISHED ON ALL SIDES TO ACCOMMODATE ANY EXPOSED AREAS NEAR DISPLAY CASE

NOTE TO SHOP!
FIELD SCRIBE MAY BE REQ'D. IN FIELD PLEASE PROVIDE EXTRA TILE AND LAMINATE FOR FIELD CONDITIONS

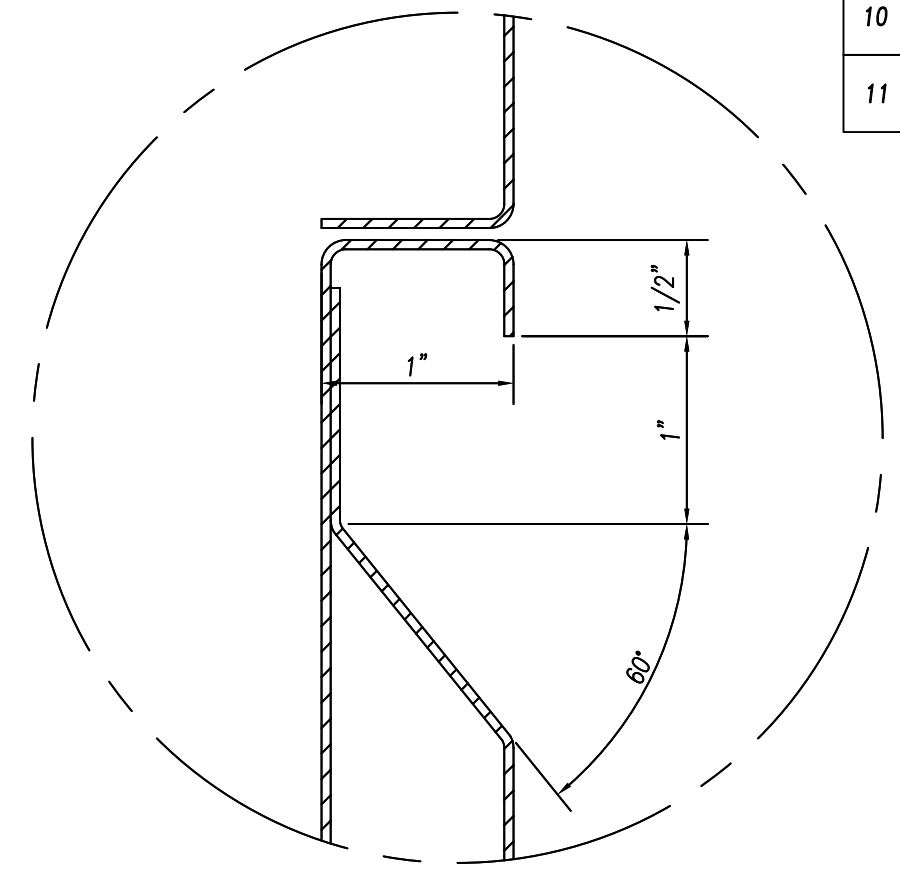
AS-BUILT 07.18.11

REVISIONS:	DATE: 2-22-10	PROJECT: JOLIET JR. COLLEGE Joliet, IL
4-19-11 WIDDIFIELD	DRAWN BY: CUSHING	CUSTOMER: EDWARD DON North Riverside, IL
CONSULTANT: Mackesey And Associates LLC Crystal Lake, IL	CHECKED BY:	PAGE NUMBER: 17 OF 24
	SCALE: AS NOTED	JOB NUMBER: 5789
	ITEMS THIS SHEET: ITEM:119 CAFETERIA COUNTER, ITEM:127 CAFETERIA COUNTER	

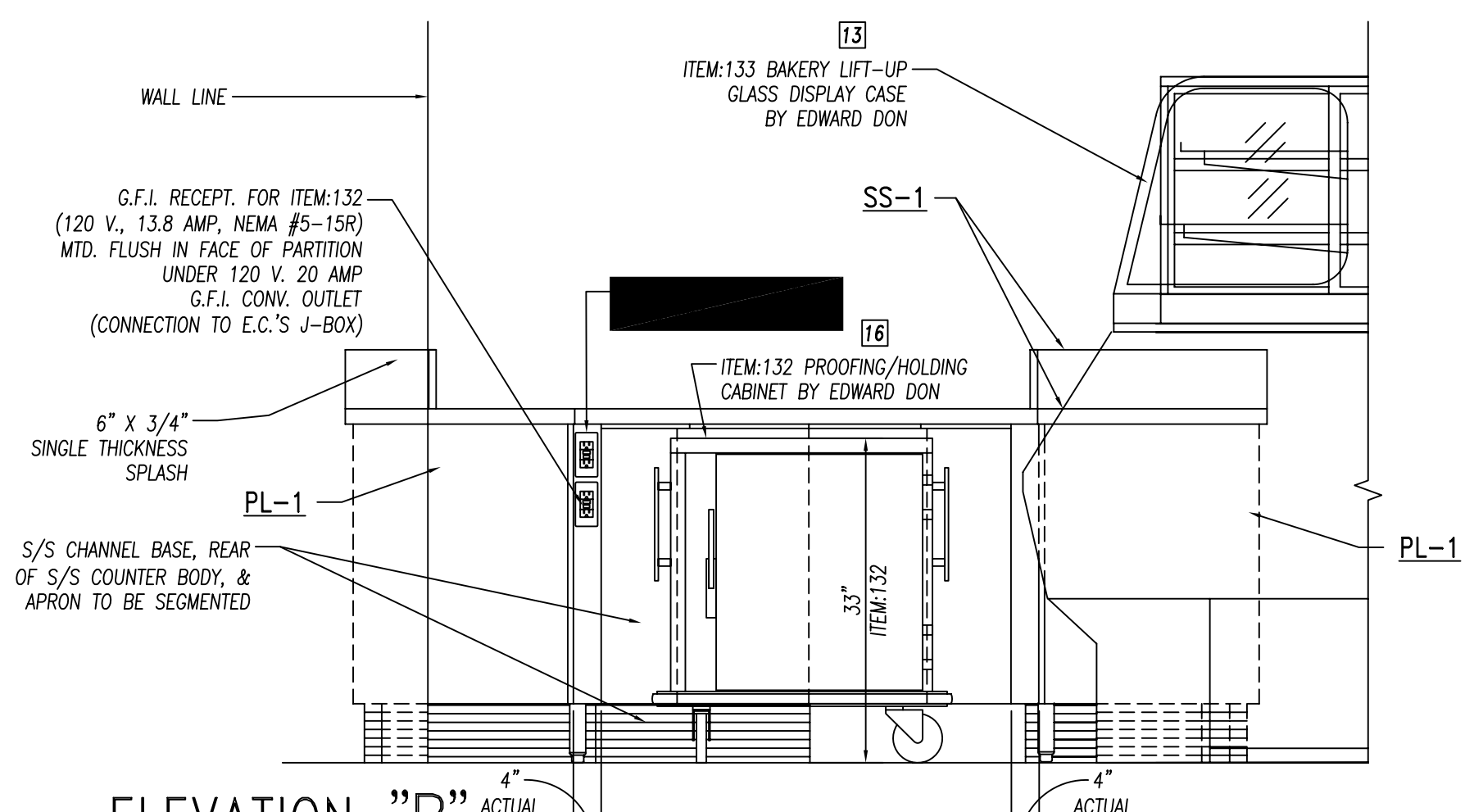
GENERAL NOTES		
NO.	DESCRIPTION	MATERIAL
1	TOPS AND SINKS	14 GA. S/S
2	REINFORCEMENT-UNEXPOSED	1 1/2" X 4" X 1 1/2" X 14 GA. GALV. CHANNEL
3	REINFORCEMENT-EXPOSED	1 1/2" X 4" X 1 1/2" X 14 GA. S/S CHANNEL
4	LEGS & CROSSRAILS	1 5/8" DIA. X 16 GA. S/S TUBING
5	REMOV. UNDERSHELVES	16 GA. S/S
6	WALL & OVERSHELVES	16 GA. S/S WITH 14 GA. S/S BRACKETS
7	COUNTER BODY	18 GA. S/S
8	DOOR AND DRAWER FACES	18 GA. S/S DOUBLE PAN CONSTR. SOUND DEADEN WITH STYROFOAM
9	FIXED UNDERSHELVES	16 GA. S/S
10	SOUND DEADENING	FULLY AT UNDERSIDE OF TOPS
11	FASTNERS	CHROME ACORN NUTZ NO EXPOSED FASTNERS



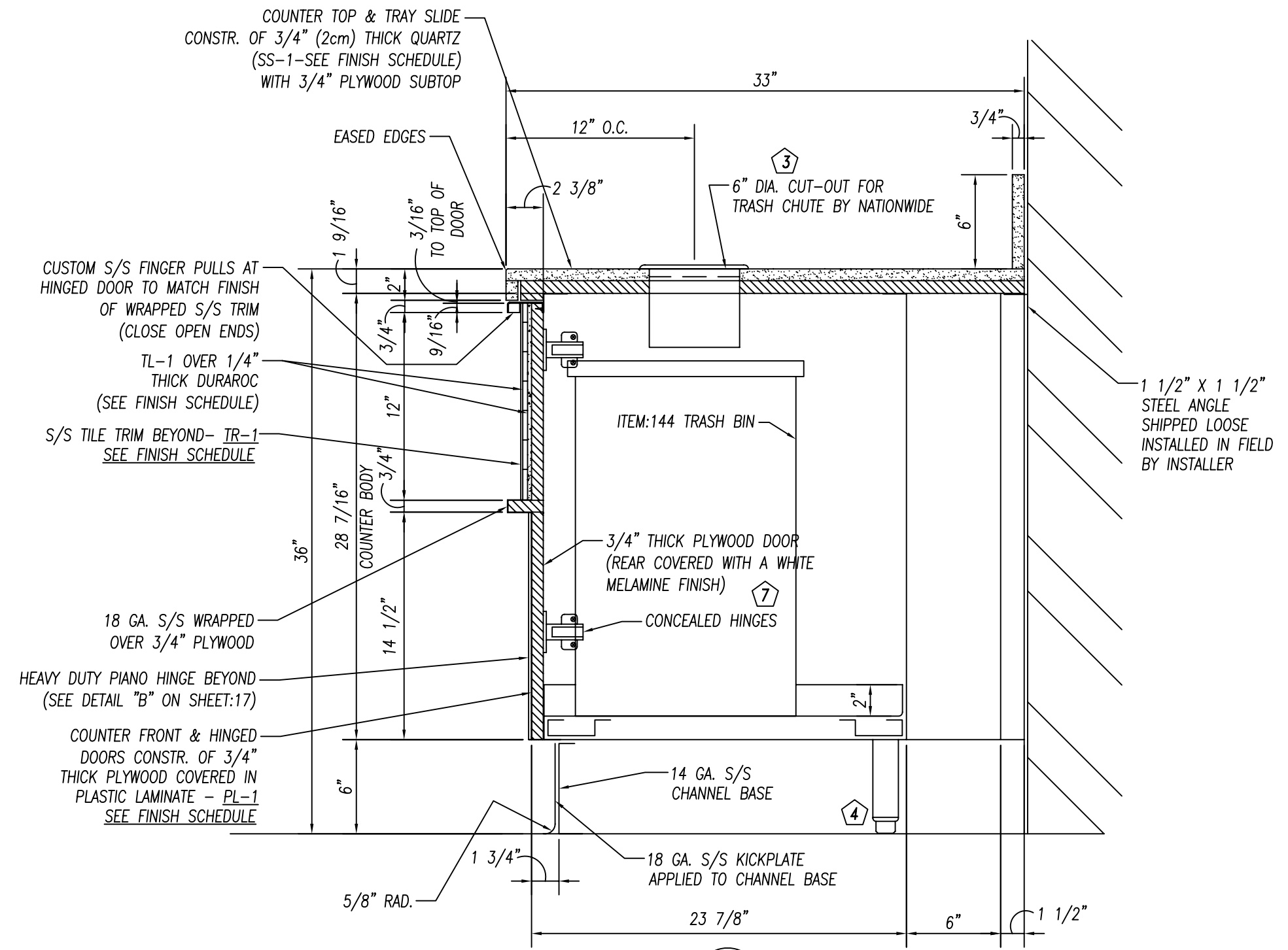
ELEVATION "A"
3/4" = 1'-0"



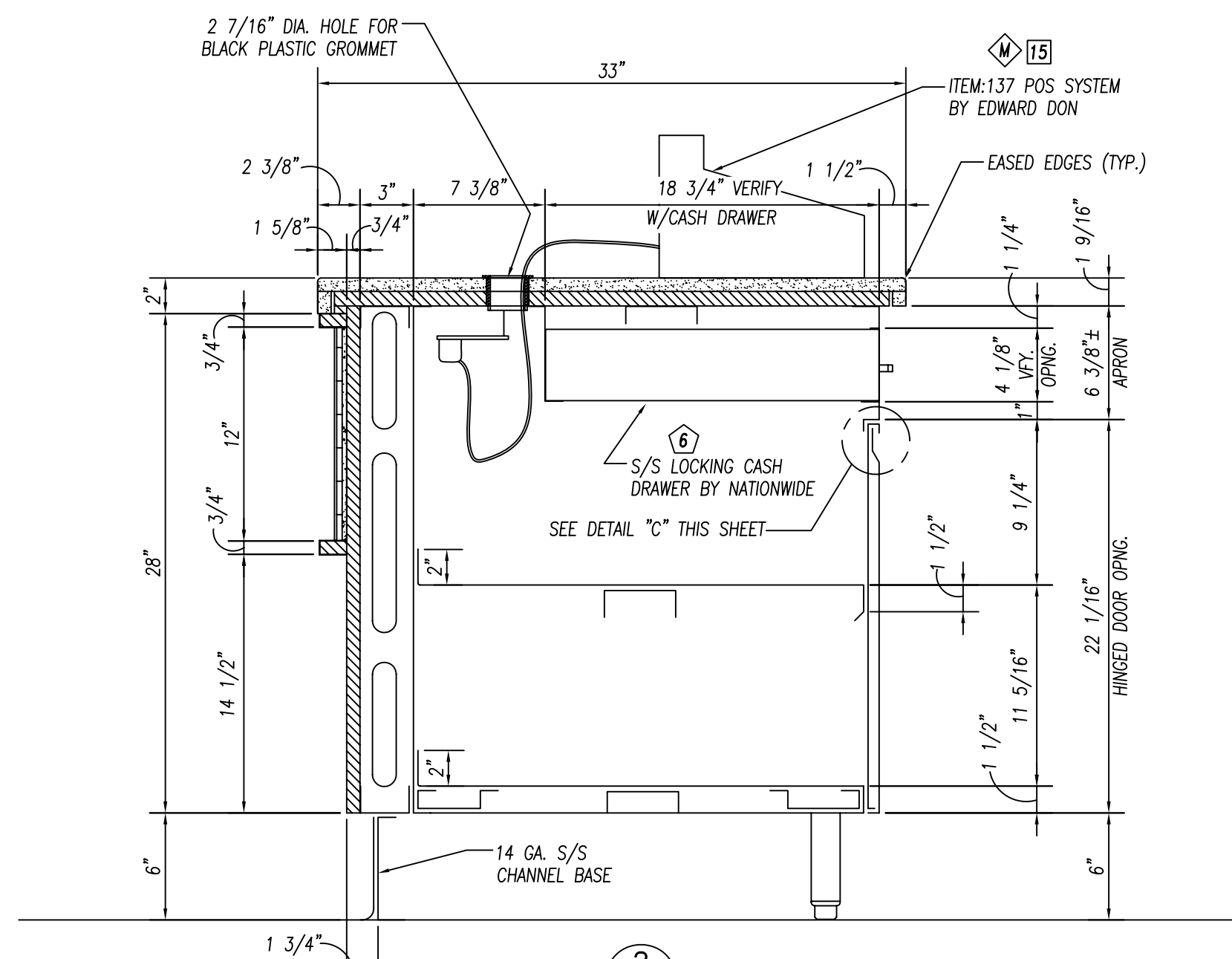
DETAIL "C"
FULL SCALE



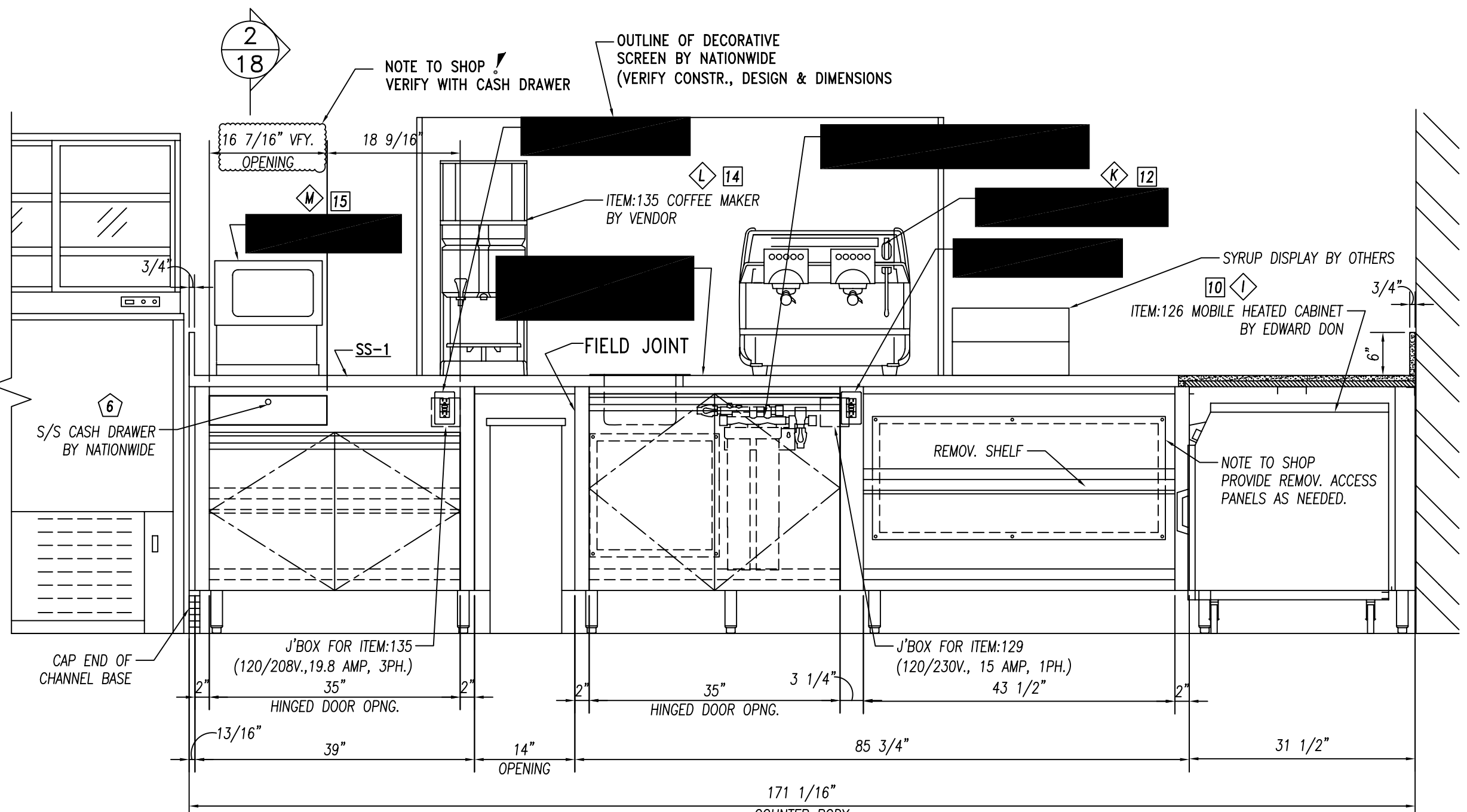
ELEVATION "B"
3/4" = 1'-0"



SECTION 1/18
1 1/2" = 1'-0"



SECTION 2/18
1 1/2" = 1'-0"



ELEVATION "C"
3/4" = 1'-0"

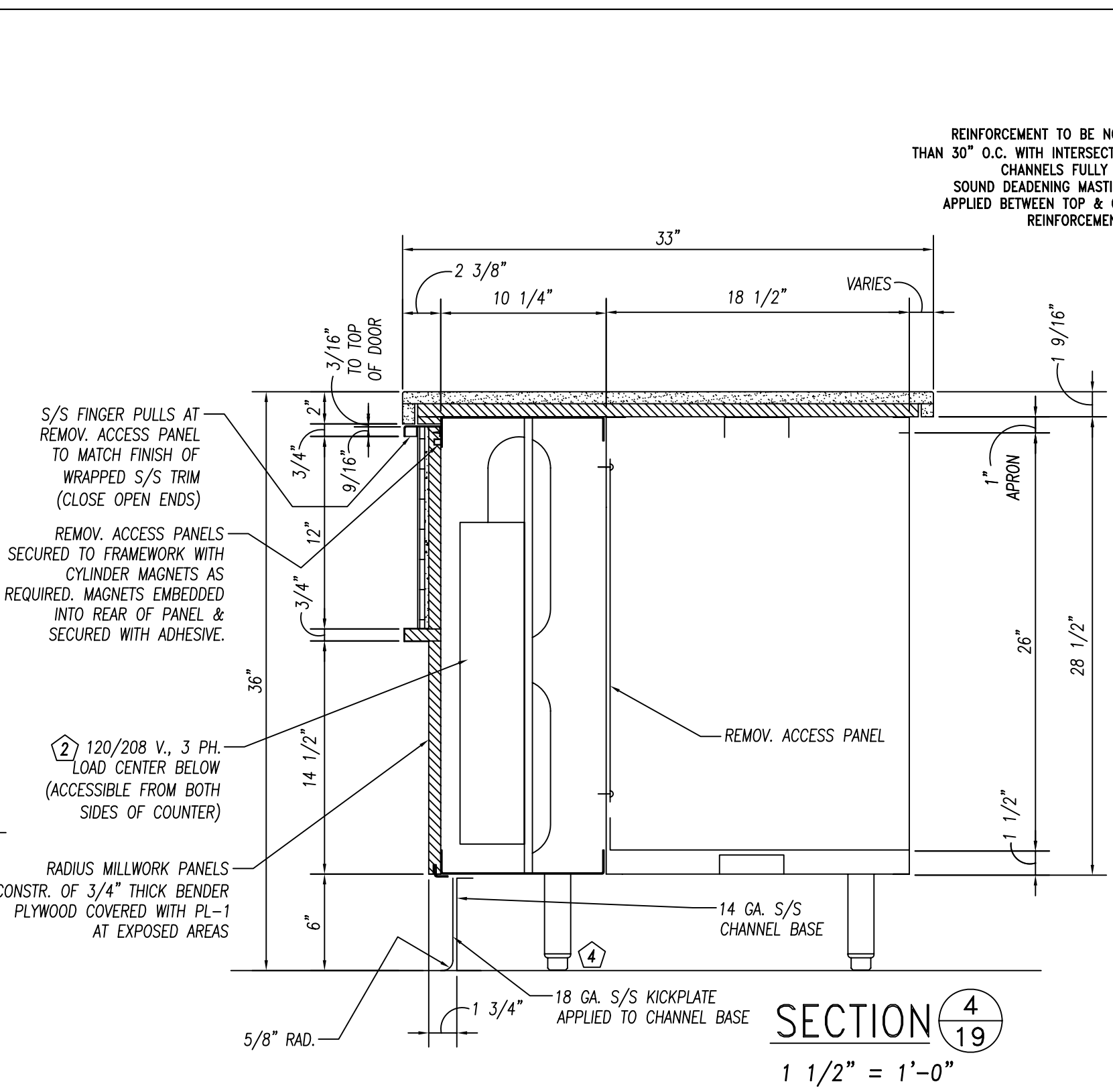
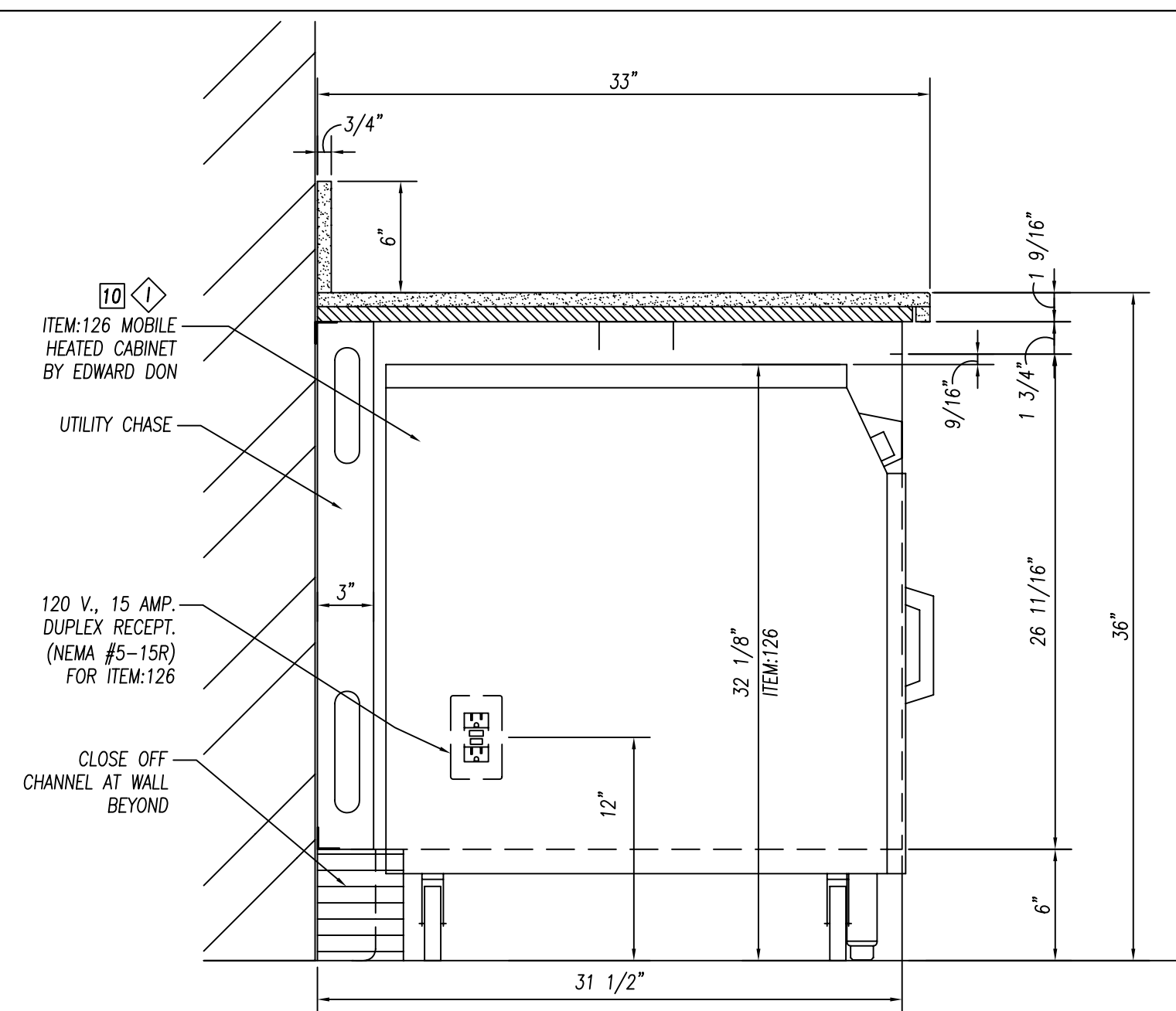
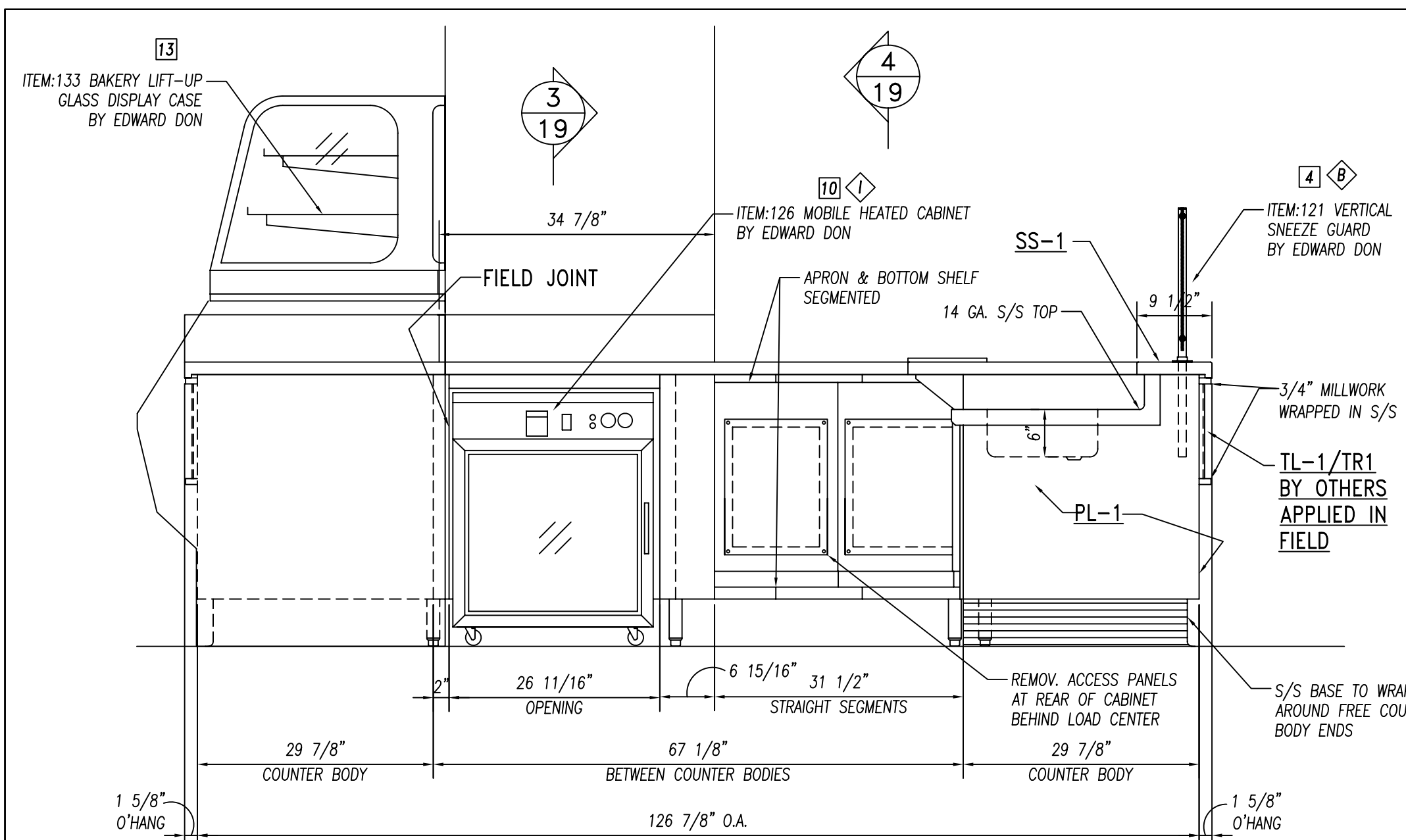
FOODSERVICE EQUIPMENT FINISHES	
SS-1	COUNTERTOP, TRAYSLIDE - 3/4" (2cm) THICK QUARTZ - ZODIAC-CELESTIAL BLUE
PL-1	COUNTER FRONT - 3/4" PLYWOOD WITH WHITE MELAMINE FINISH ON UNEXPOSED SIDE, & ALL EXPOSED COVERED IN PLASTIC LAMINATE FORMICA, 6208-LX, GLAMOUR CHERRY
TL-1	2" X 2" MOSAIC GLAZED TILE - CERAMIC VOGUE or ROYAL MOSA, FINISH: TRANSPARENTA. MOSAIC COLORS: Albicocco(orange), Giallo(yellow), Lavanda(lavender), Verde(light green), Grigio(medium grey), Ferro(dark grey) - PROVIDE EQUAL AMOUNTS OF 6 COLORS APPLIED IN RANDOM PATTERN
TR-1	TILE TRIM - STAINLESS STEEL EDGE STRIP SCHLUTER SYSTEMS, QUADREC, OR APPROVED EQUAL

AS-BUILT 07.18.11

4-19-11 WIDDIFIELD

CONSULTANT: Mackesey And Associates LLC Crystal Lake, IL

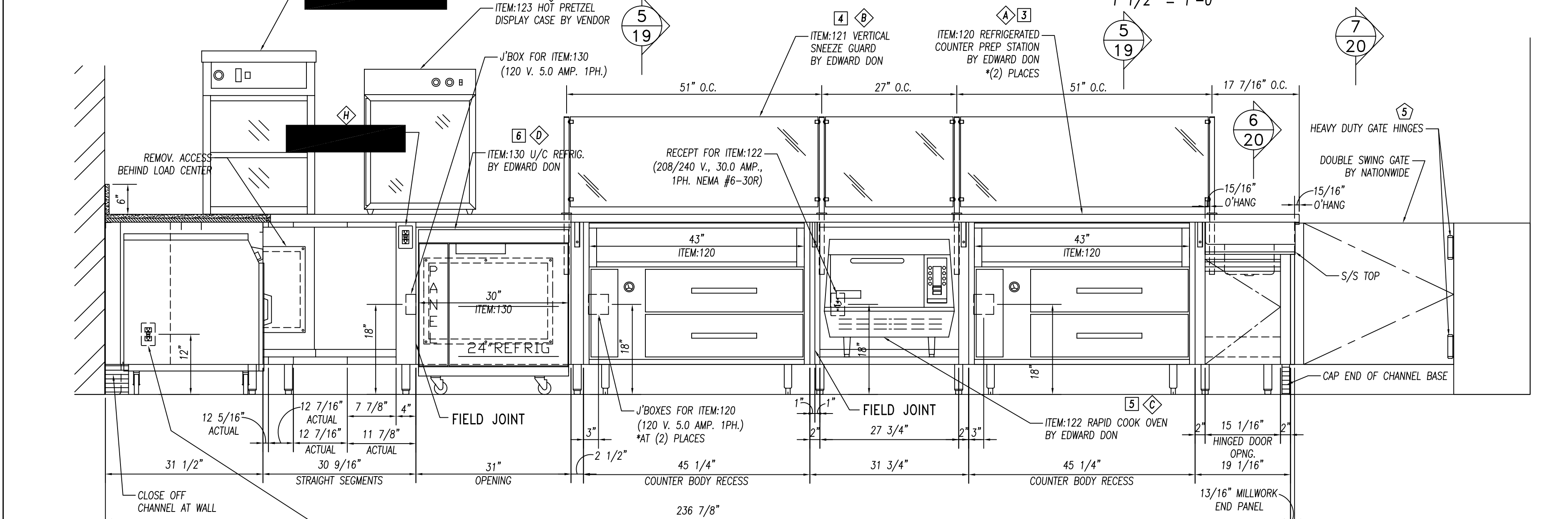
		10923 LEROY DRIVE NORTHGLENN, CO. 80233 PHONE: (303) 853-0107 FAX: (303) 853-0114	
	PROJECT: JOLIET JR. COLLEGE Joliet, IL DRAWN BY: CUSHING CHECKED BY: SCALE: AS NOTED ITEMS THIS SHEET:	CUSTOMER: EDWARD DON North Riverside, IL ITEM:119 CAFETERIA COUNTER, ITEM:127 CAFETERIA COUNTER ELEVATIONS "A" thru "C"	
DATE: 2-22-10 REVISIONS:		PAGE NUMBER: 18 OF 24 JOB NUMBER: 5789	



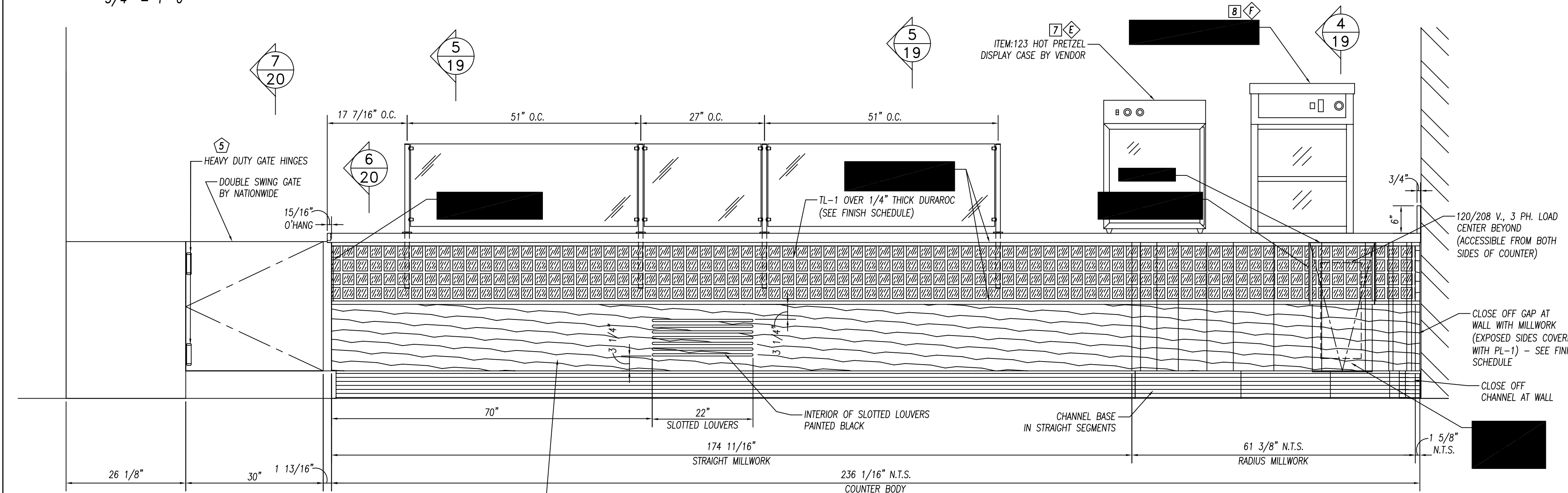
GENERAL NOTES		
NO.	DESCRIPTION	MATERIAL
1	TOPS AND SINKS	14 GA. S/S
2	REINFORCEMENT-UNEXPOSED	1 1/2" X 4" X 1 1/2" X 14 GA. GALV. CHANNEL
3	REINFORCEMENT-EXPOSED	1 1/2" X 4" X 1 1/2" X 14 GA. S/S CHANNEL
4	LEGS & CROSSRAILS	1 5/8" DIA. X 16 GA. S/S TUBING
5	REMOV. UNDERSHELVES	16 GA. S/S
6	WALL & OVERSHELVES	16 GA. S/S WITH 14 GA. S/S BRACKETS
7	COUNTER BODY	18 GA. S/S
8	DOOR AND DRAWER FACES	18 GA. S/S DOUBLE PAN CONSTR. SOUND DEADEN WITH STYROFOAM
9	FIXED UNDERSHELVES	16 GA. S/S
10	SOUND DEADENING	FULLY AT UNDERSIDE OF TOPS
11	FASTNERS	CHROME ACORN NUTZ NO EXPOSED FASTNERS

FOODSERVICE EQUIPMENT FINISHES		
SS-1	COUNTERTOP: TRAYSIDE - 3/4" (2cm) THICK QUARTZ - ZODIAC-CELESTIAL BLUE	
PL-1	COUNTER FRONT - 3/4" PLYWOOD WITH WHITE MELAMINE FINISH ON UNEXPOSED SIDE, & ALL EXPOSED COVERED IN PLASTIC LAMINATE FORMICA, 6208-LX, GLAMOUR CHERRY	
TL-1	2" X 2" MOSAIC GLAZED TILE - CERAMIC VOGUE or ROYAL MOSA. FINISH: TRANSPARENZA. MOSAIC COLORS: Albicocco(orange), Gallo(yellow), Lavanda(lavender), Gladiolus(green), Crisol(medium grey), Ferro(dark grey) -PROVIDE EQUAL AMOUNTS OF 6 COLORS APPLIED IN RANDOM PATTERN	
TR-1	TILE TRIM-STAINLESS STEEL EDGE STRIP SCHLUTER SYSTEMS, QUADREC, OR APPROVED EQUAL	

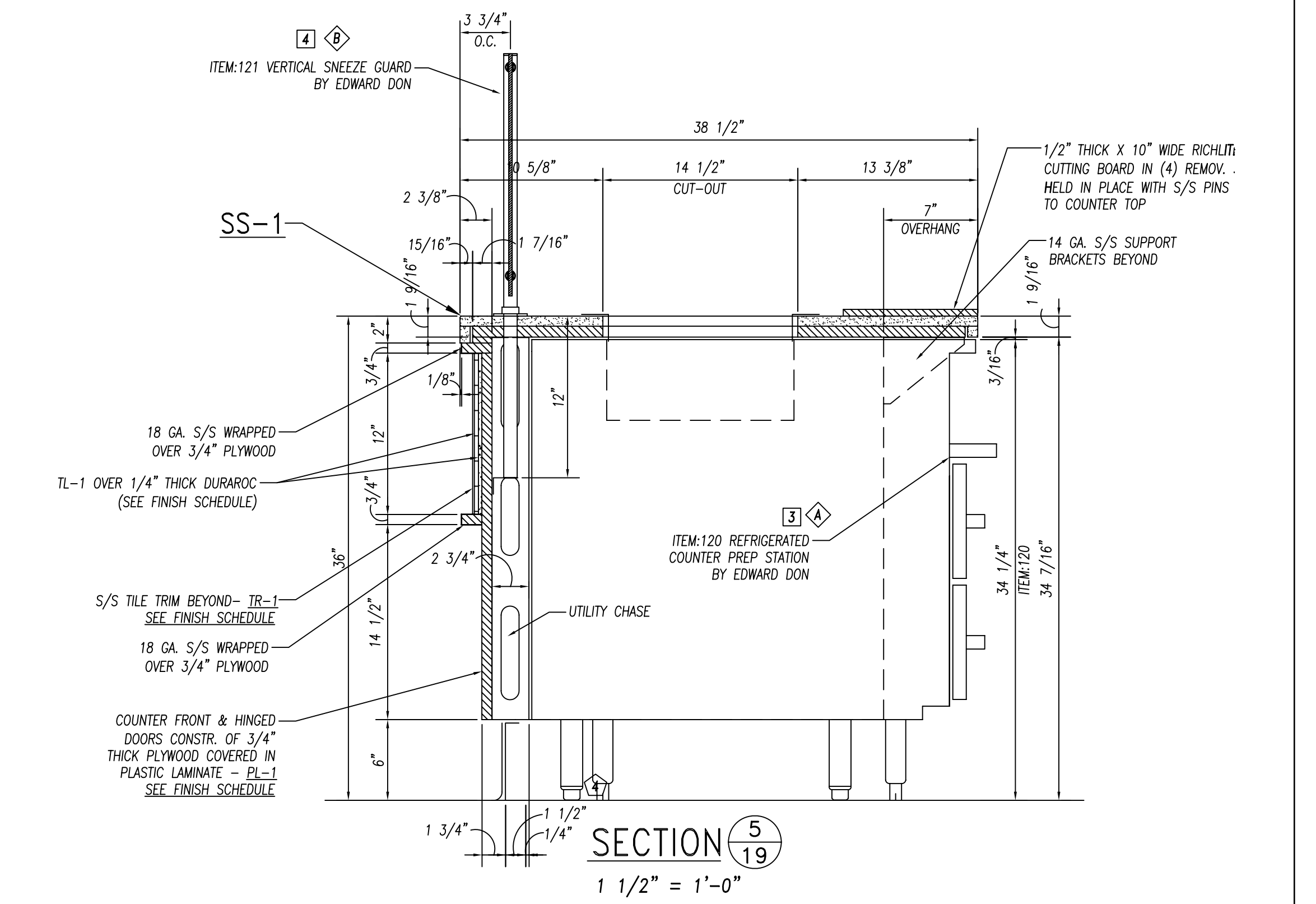
ELEVATION "D"
3/4" = 1'-0"



ELEVATION "E"
3/4" = 1'-0"



ELEVATION "F"
3/4" = 1'-0"



SECTION 5
1 1/2" = 1'-0"

UL LISTED AS-BUILT 07.18.11

Nationwide Fabrication, Inc. 10923 LEROY DRIVE NORTHGLENN, CO. 80233 PHONE: (303) 853-0107 FAX: (303) 853-0114

PROJECT: JOLIET JR. COLLEGE Joliet, IL

DATE: 2-22-10 DRAWN BY: CUSHING CHECKED BY: CUSTOMER: EDWARD DON North Riverside, IL

REVISIONS: 4-19-11 WIDDIFIELD

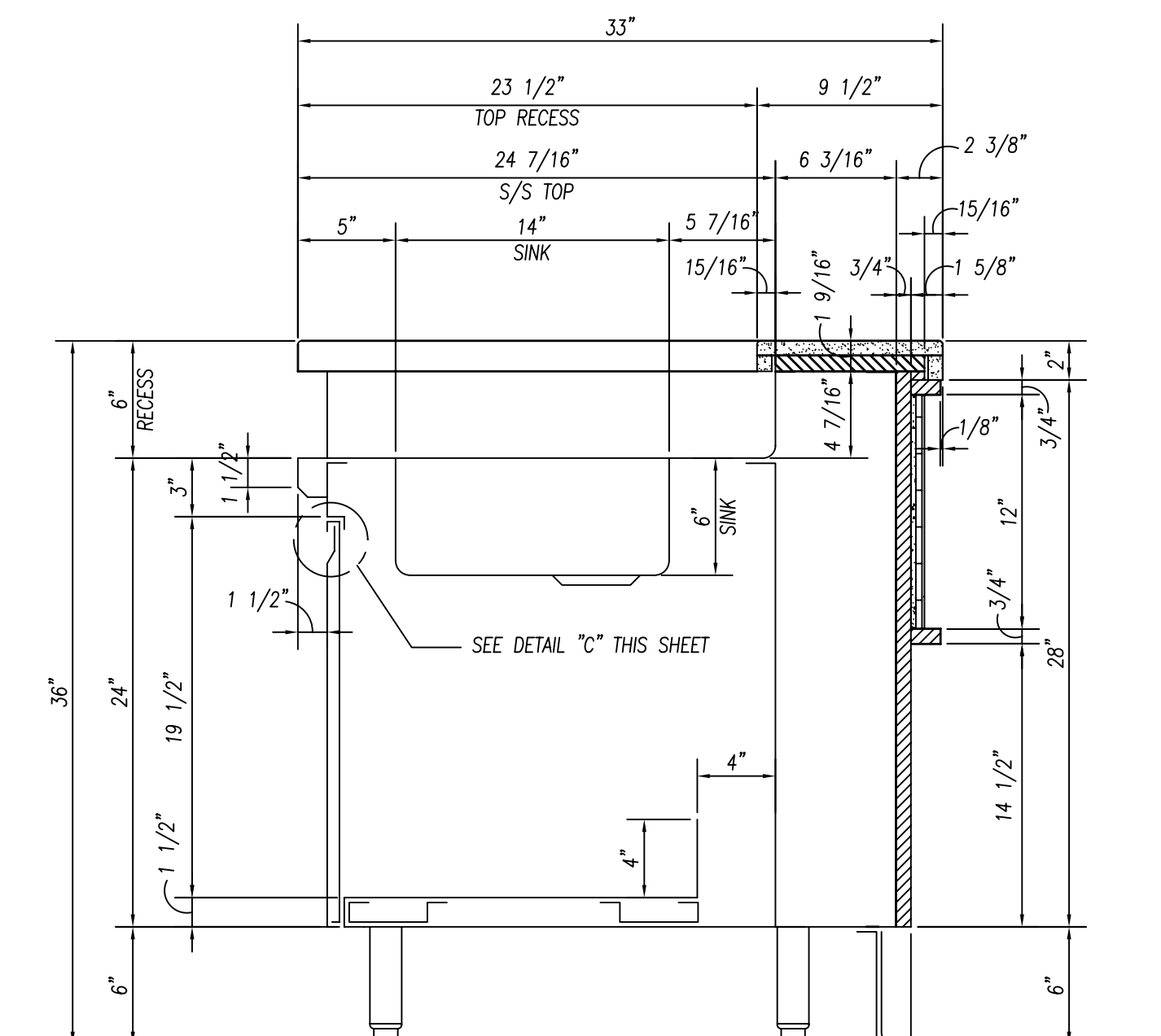
SCALE: AS NOTED

CONSULTANT: Mackesey And Associates LLC Crystal Lake, IL

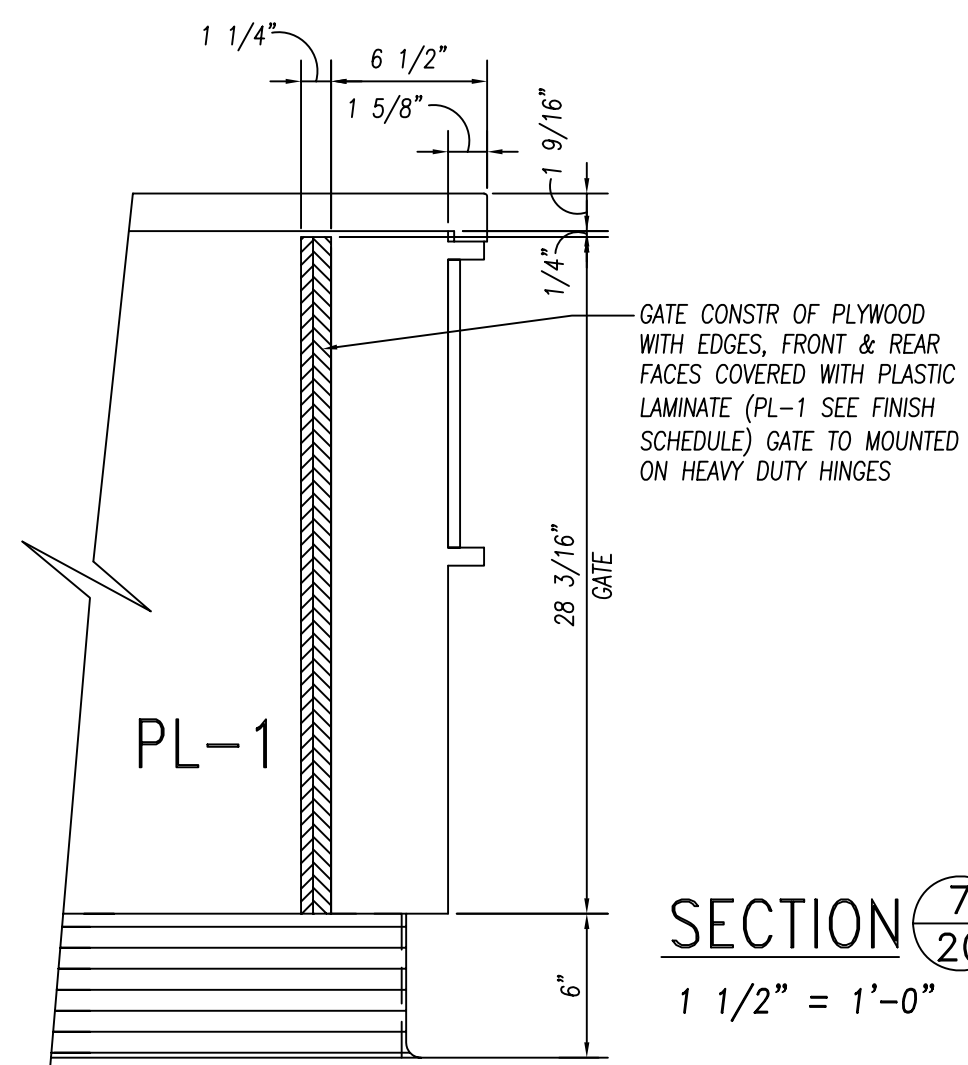
ITEM:119 CAFETERIA COUNTER, ITEM:127 CAFETERIA COUNTER ELEVATIONS "D" thru "F"

PAGE NUMBER: 19 OF 24

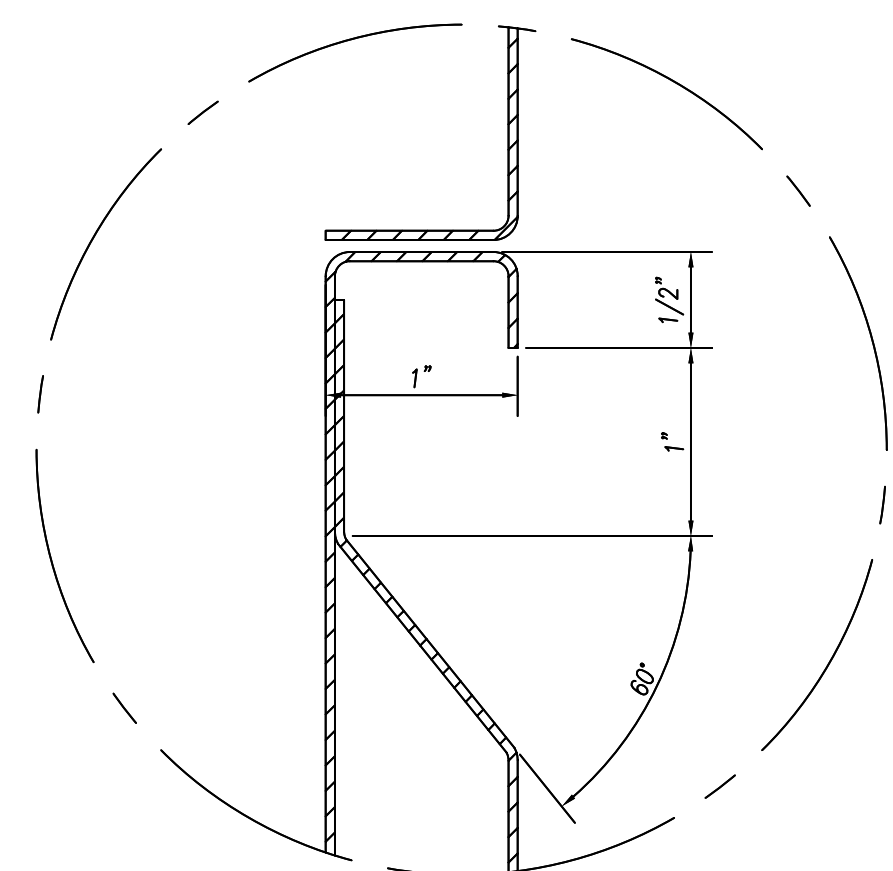
JOB NUMBER: 5789



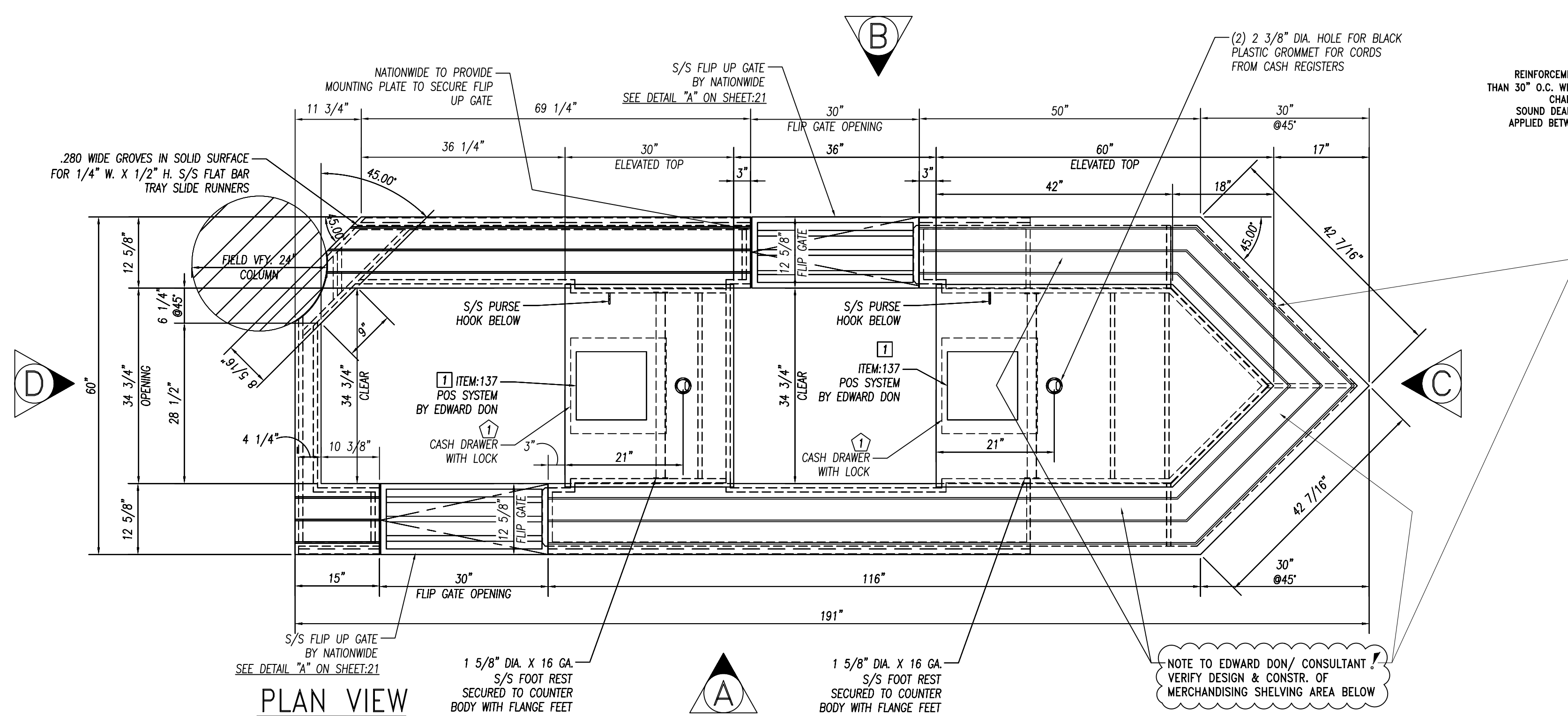
SECTION 6/20
1 1/2" = 1'-0"



SECTION 7/20
1 1/2" = 1'-0"



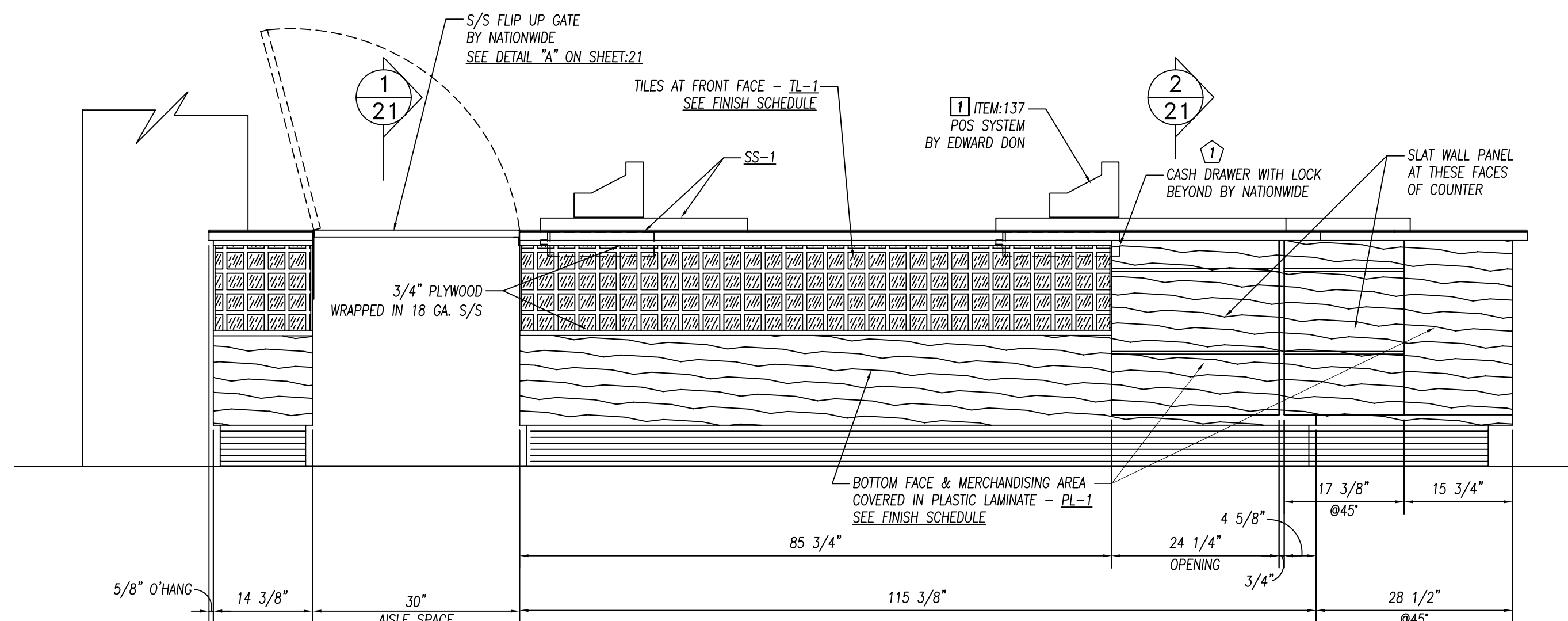
DETAIL "C"
FULL SCALE



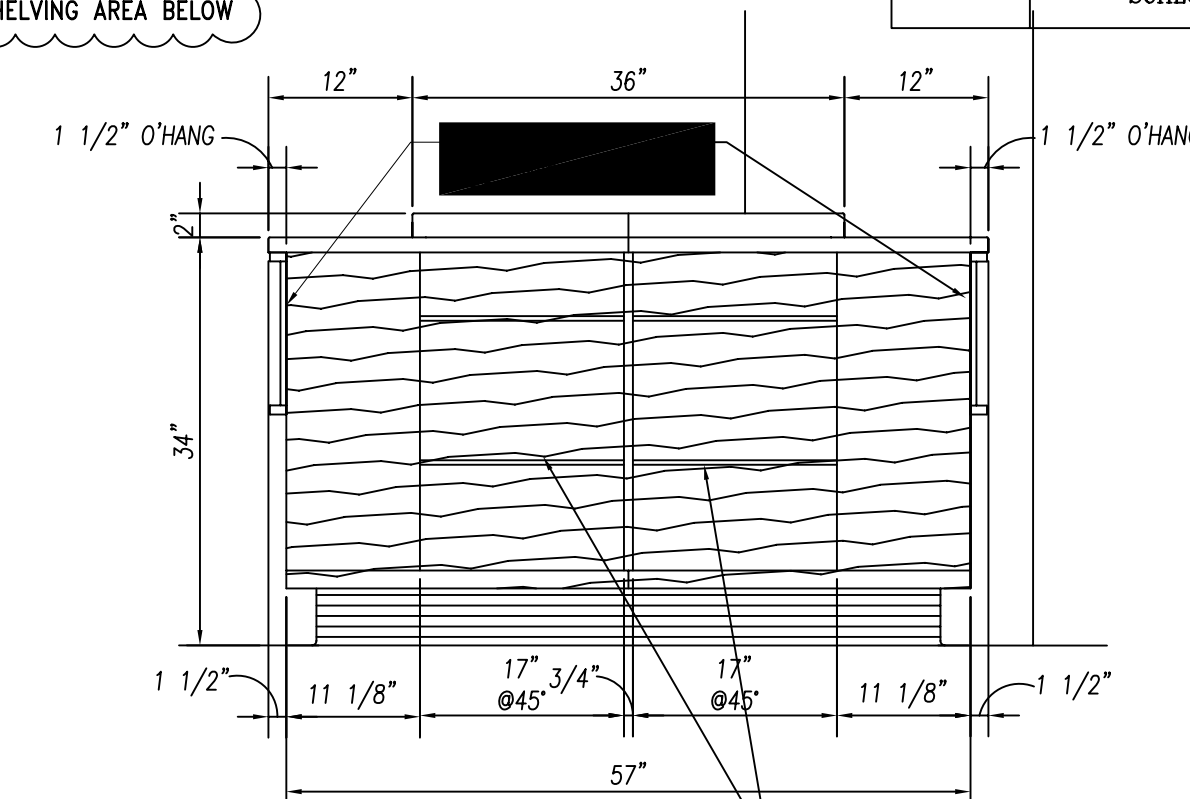
PLAN VIEW
3/4" = 1'-0"

ITEM:138 CASHIER COUNTER
(1) REQ'D

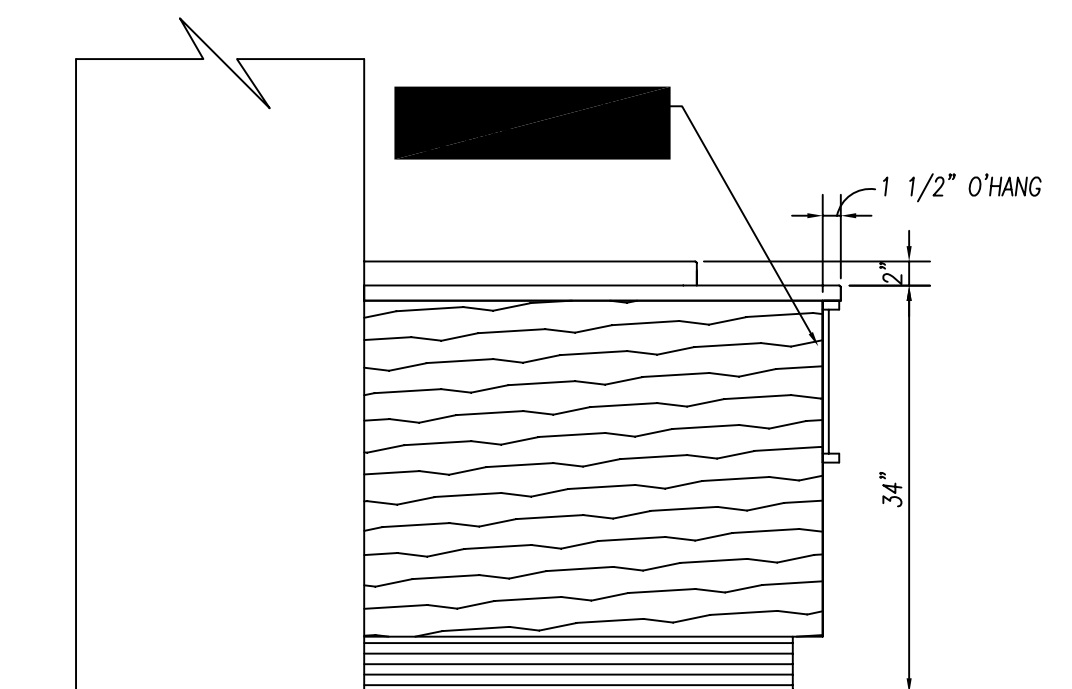
-SEE SECTIONS ON SHEET:21



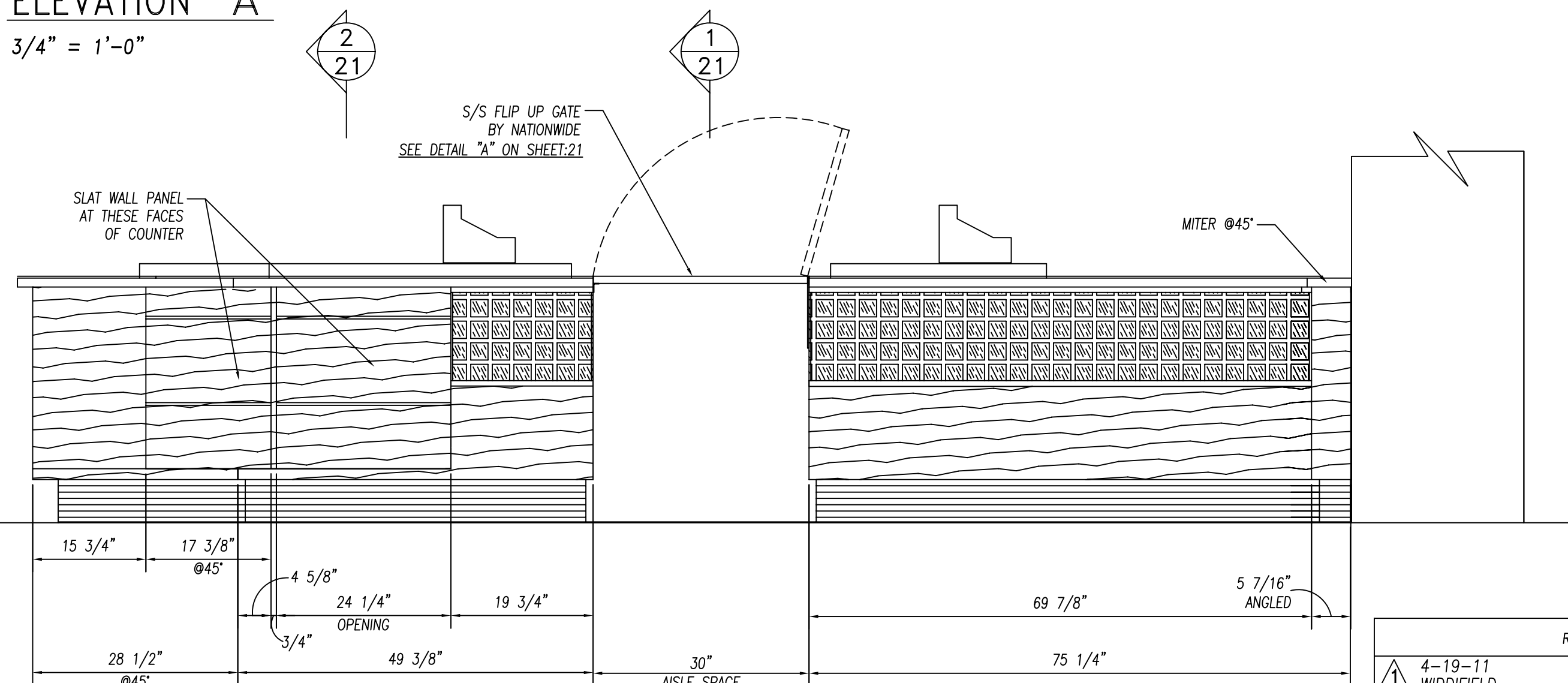
ELEVATION "A"
3/4" = 1'-0"



ELEVATION "C"
3/4" = 1'-0"



ELEVATION "D"
3/4" = 1'-0"



ELEVATION "B"
3/4" = 1'-0"

GENERAL NOTES		
NO.	DESCRIPTION	MATERIAL
1	TOPS AND SINKS	14 GA. S/S
2	REINFORCEMENT-UNEXPOSED	1 1/2" X 4" X 1 1/2" X 14 GA. GALV. CHANNEL
3	REINFORCEMENT-EXPOSED	1 1/2" X 4" X 1 1/2" X 14 GA. S/S CHANNEL
4	LEGS & CROSSRAILS	1 5/8" DIA. X 16 GA. S/S TUBING
5	REMOV. UNDERSHELVES	16 GA. S/S
6	WALL & OVERSHELVES	16 GA. S/S WITH 14 GA. S/S BRACKETS
7	COUNTER BODY	18 GA. S/S
8	DOOR AND DRAWER FACES	18 GA. S/S DOUBLE PAN CONSTR. SOUND DEADENING MASTIC TO BE APPLIED BETWEEN TOP & CHANNEL REINFORCEMENT ONLY.
9	FIXED UNDERSHELVES	16 GA. S/S
10	SOUND DEADENING	FULLY AT UNDERSIDE OF TOPS
11	FASTNERS	CHROME ACORN NUTZ NO EXPOSED FASTNERS

FOODSERVICE EQUIPMENT FINISHES		
SS-1	COUNTERTOP, TRAYSIDE - THICK QUARTZ - ZODIAC-CELESTIAL BLUE	
PL-1	COUNTER FRONT - 3/4" PLYWOOD WITH WHITE MELAMINE FINISH ON UNEXPOSED SIDE, & ALL EXPOSED COVERED IN PLASTIC LAMINATE FORMICA, 6208-LX, GLAMOUR CHERRY	
TL-1	2" X 2" MOSAIC GLAZED TILE - CERAMIC VOGUE or ROYAL MOSA. FINISH: TRANSPARENZA. MOSAIC COLORS: Albicocca(orange), Giallo(yellow), Lavanda(lavender), Giada(light green), Grigio(medium grey), Ferro(dark grey) - PROVIDE EQUAL AMOUNTS OF 6 COLORS APPLIED IN RANDOM PATTERN	
TR-1	TILE TRIM- STAINLESS STEEL EDGE STRIP SCHLUTTER SYSTEMS, QUADDEC, OR APPROVED EQUAL	

REINFORCEMENT TO BE NOT MORE THAN 30" O.C. WITH INTERSECTIONS OF CHANNELS FULLY WELDED. SOUND DEADENING MASTIC TO BE APPLIED BETWEEN TOP & CHANNEL REINFORCEMENT ONLY.

NOTE TO EDWARD DON/CONSULTANT, VERIFY DESIGN & CONSTR. OF MERCHANDISING SHELVING AREA BELOW

WITH S/S FACE

AS-BUILT 07.18.11

PARTS LIST			
ID.#	QTY.	DESCRIPTION	MFG. & MODEL NUMBER
1	2	CASH DRAWER	RISCO #MS-100

BUYOUT LIST			
ID.#	QTY.	DESCRIPTION	MFG. & MODEL NUMBER
1	2	POS SYSTEM	VERIFY MAKE & MODEL

These Items ARE NOT PROVIDED BY NATIONWIDE
* Items That Must Be Shipped To Nationwide For Installation

UL LISTED

10923 LEROY DRIVE NORTHGLENN, CO. 80233

PHONE: (303) 853-0107 FAX: (303) 853-0114

Nationwide Fabrication, Inc.

PROJECT: JOLIET JR. COLLEGE, Joliet, IL

DRAWN BY: CUSHING

CHECKED BY:

CUSTOMER: EDWARD DON, North Riverside, IL

DATE: 2-22-10

SCALE: AS NOTED

ITEMS THIS SHEET: ITEM:119 CAFETERIA COUNTER, ITEM:127 CAFETERIA COUNTER - SECTIONS, ITEM:138 CASHIER COUNTER

REVISIONS:

4-19-11 WIDDIFIELD

CONSULTANT: Mackesey And Associates LLC, Crystal Lake, IL

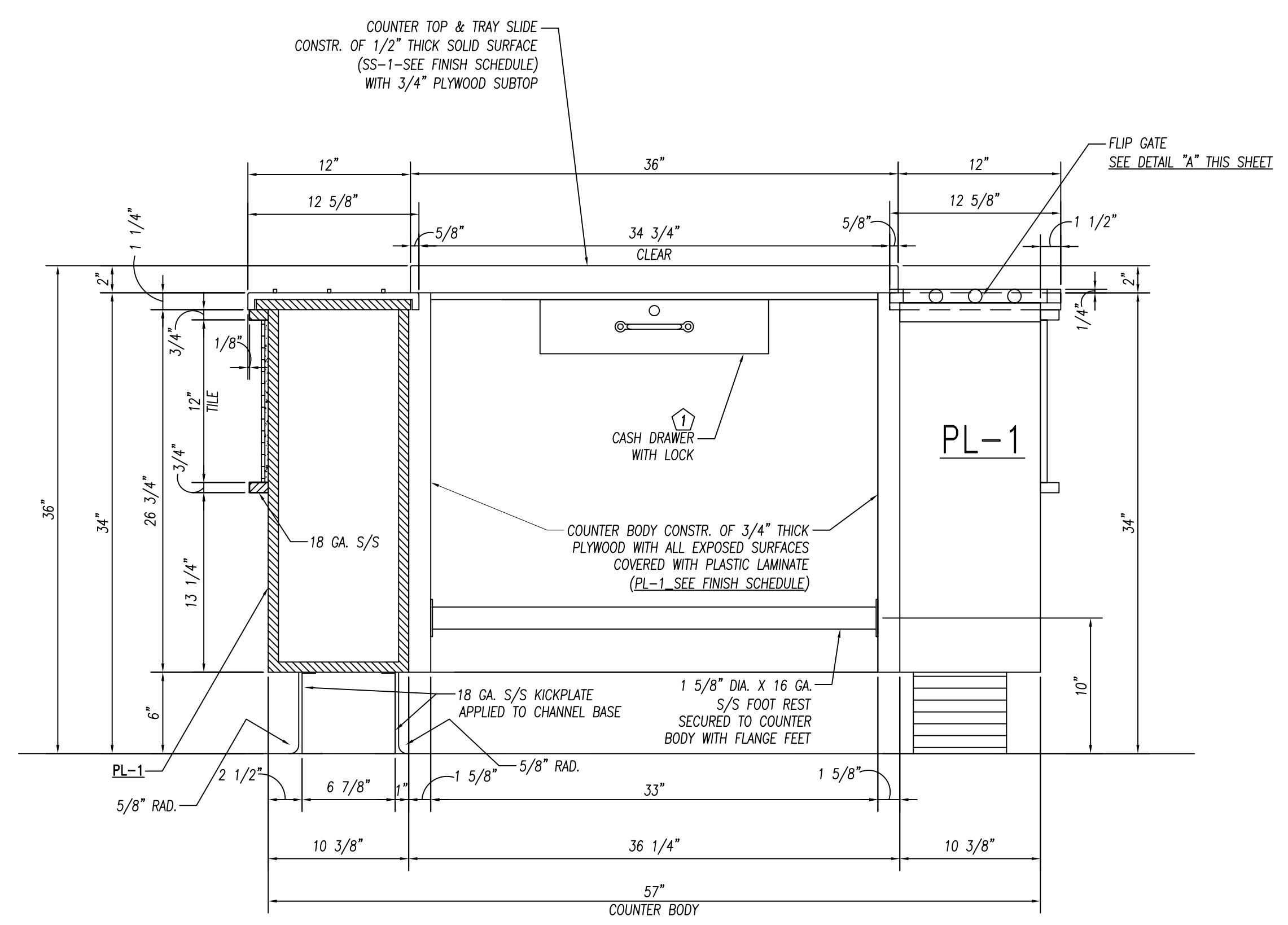
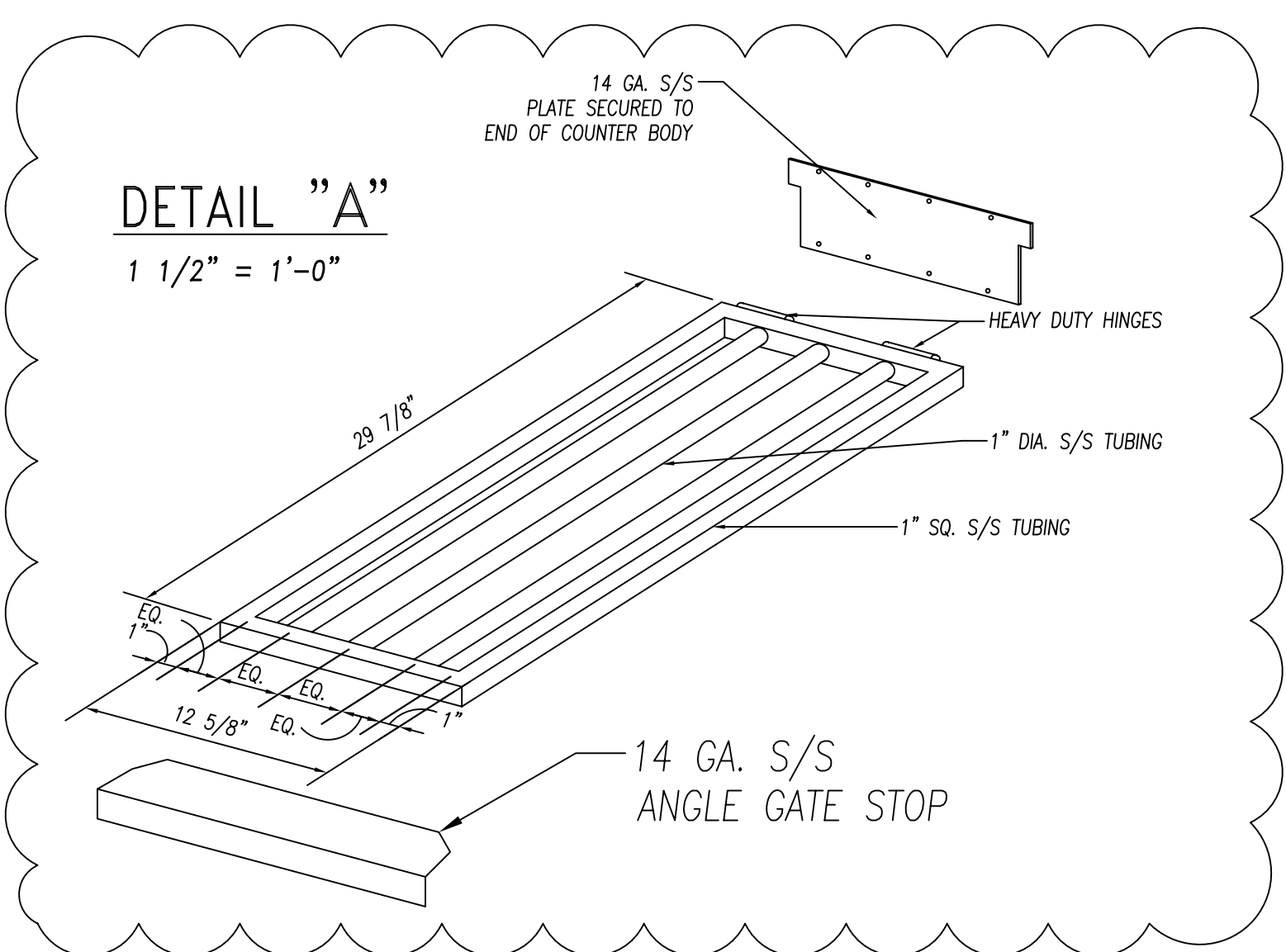
PAGE NUMBER: 20 OF 24

JOB NUMBER: 5789

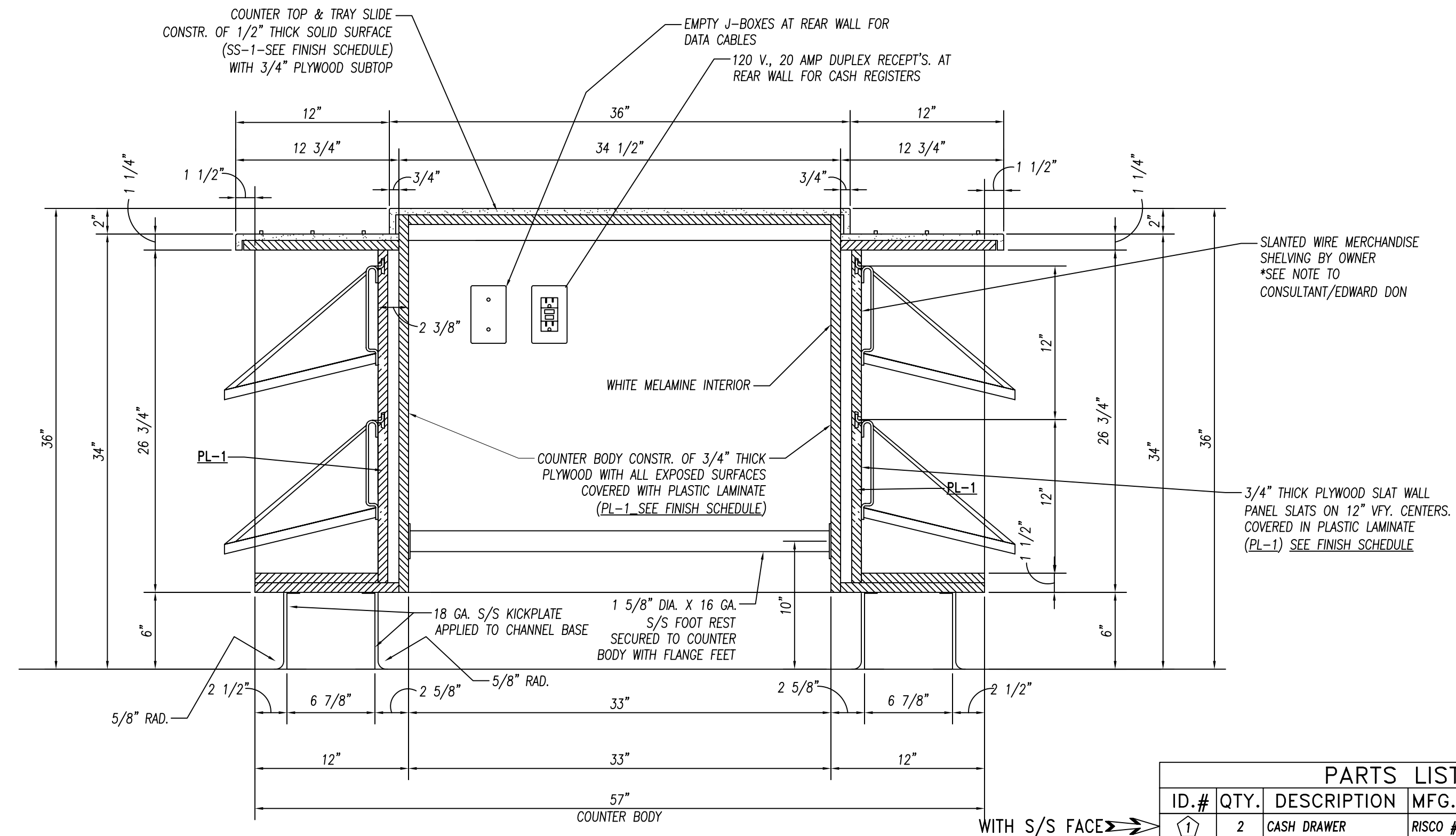
GENERAL NOTES		
NO.	DESCRIPTION	MATERIAL
1	TOPS AND SINKS	14 GA. S/S
2	REINFORCEMENT-UNEXPOSED	1 1/2" X 4" X 1 1/2" X 14 GA. GALV. CHANNEL
3	REINFORCEMENT-EXPOSED	1 1/2" X 4" X 1 1/2" X 14 GA. S/S CHANNEL
4	LEGS & CROSSRAILS	1 5/8" DIA. X 16 GA. S/S TUBING
5	REMOV. UNDERSHELVES	16 GA. S/S
6	WALL & OVERSHELVES	16 GA. S/S WITH 14 GA. S/S BRACKETS
7	COUNTER BODY	18 GA. S/S
8	DOOR AND DRAWER FACES	18 GA. S/S DOUBLE PAN CONSTR. SOUND DEADEN WITH STYROFOAM
9	FIXED UNDERSHELVES	16 GA. S/S
10	SOUND DEADENING	FULLY AT UNDERSIDE OF TOPS
11	FASTNERS	CHROME ACORN NUTZ NO EXPOSED FASTNERS

FOODSERVICE EQUIPMENT FINISHES	
SS-1	COUNTERTOP, TRAYSLIDE - 1/2" THICK SOLID SURFACE - FORMICA, COLOR: DENIM SPEX #968
PL-1	COUNTER FRONT - 3/4" PLYWOOD WITH WHITE MELAMINE FINISH ON UNEXPOSED SIDE, & ALL EXPOSED COVERED IN PLASTIC LAMINATE FORMICA, 6208-LX, GLAMOUR CHERRY
TL-1	2" X 2" MOSAIC GLAZED TILE - CERAMIC VOGUE or ROYAL MOSA. FINISH: TRANSPARENZA. MOSAIC COLORS: Albicocca(orange), Gallo(yellow), Lavanda(lavender), Glada(light green), Grigio(medium grey), Ferro(dark grey) -PROVIDE EQUAL AMOUNTS OF 6 COLORS APPLIED IN RANDOM PATTERN
TR-1	TILE TRIM-STAINLESS STEEL EDGE STRIP SCHLUTER SYSTEMS, QUADDEC, OR APPROVED EQUAL

REINFORCEMENT TO BE NOT MORE THAN 30" O.C. WITH INTERSECTIONS OF CHANNELS FULLY WELDED. SOUND DEADENING MASTIC TO BE APPLIED BETWEEN TOP & CHANNEL REINFORCEMENT ONLY.



SECTION 1/21
1 1/2" = 1'-0"



SECTION 2/21
1 1/2" = 1'-0"

PARTS LIST			
ID.#	QTY.	DESCRIPTION	MFG. & MODEL NUMBER
1	2	CASH DRAWER	RISCO #MS-100

BUYOUT LIST			
ID.#	QTY.	DESCRIPTION	MFG. & MODEL NUMBER
1	2	POS SYSTEM	VERIFY MAKE & MODEL

These Items ARE NOT PROVIDED BY NATIONWIDE
★ Items That Must Be Shipped To Nationwide For Installation

AS-BUILT 07.18.11

DATE: 2-22-10
DRAWN BY: CUSHING
CHECKED BY:
SCALE: AS NOTED
ITEMS THIS SHEET:

PROJECT: JOLIET JR. COLLEGE
Joliet, IL

CUSTOMER: EDWARD DON
North Riverside, IL

10923 LEROY DRIVE
NORTHGLENN, CO. 80233
PHONE: (303) 853-0107
FAX: (303) 853-0114

Nationwide Fabrication, Inc.

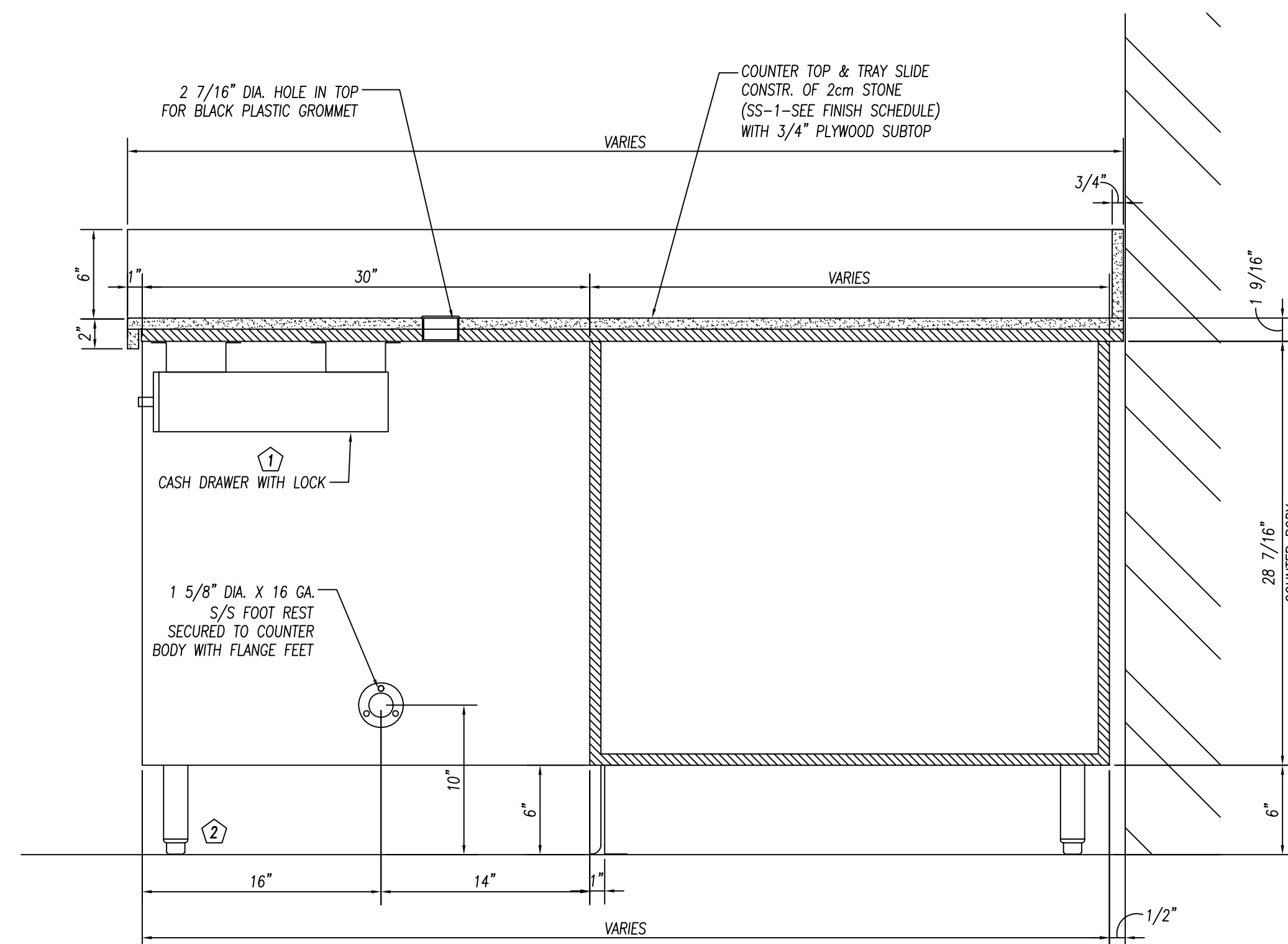
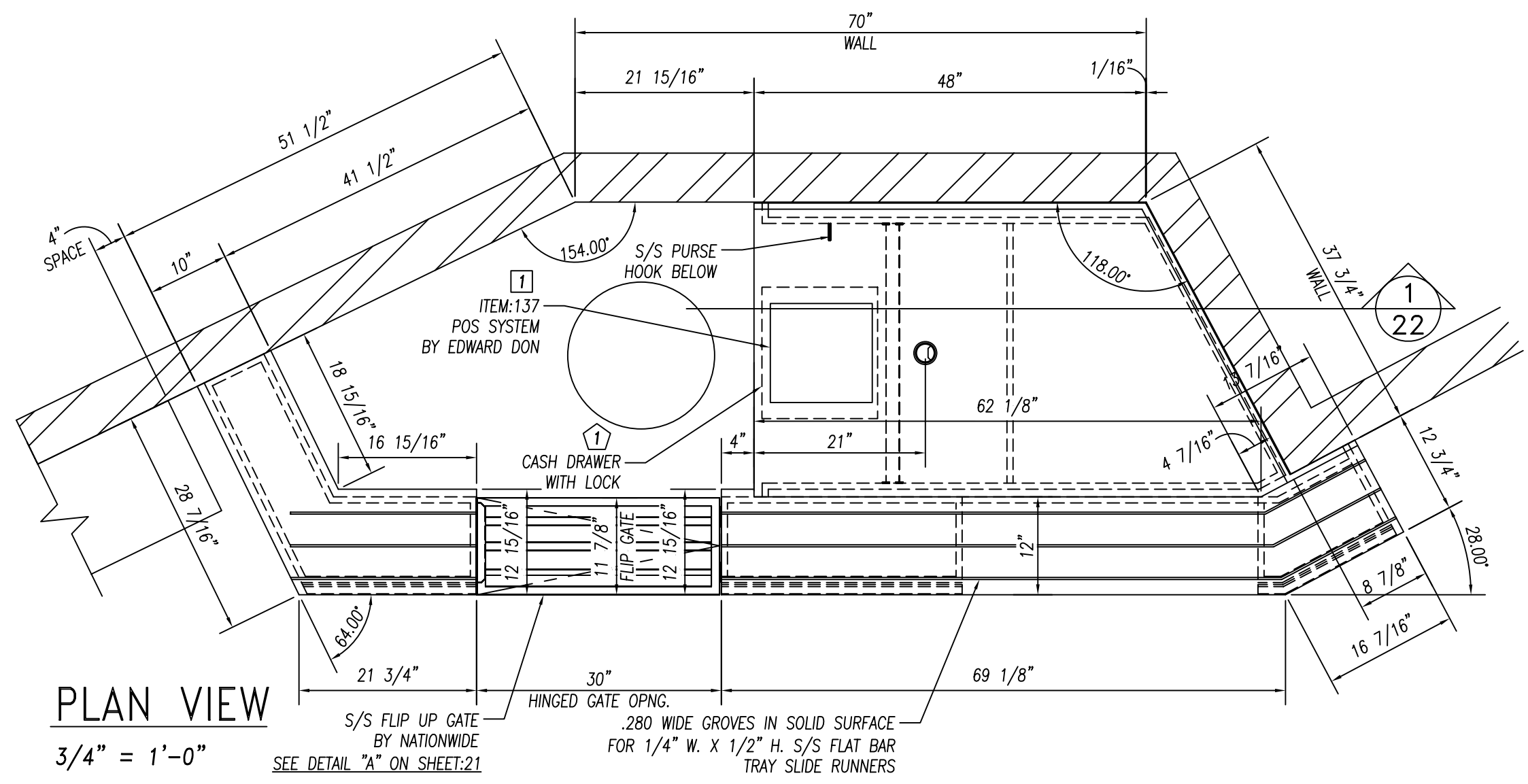
UL LISTED

NSF

PAGE NUMBER: 21 OF 24
JOB NUMBER: 5789

CONSULTANT: Mackesey And Associates LLC
Crystal Lake, IL

ITEM: 138 CASHIER COUNTER SECTIONS



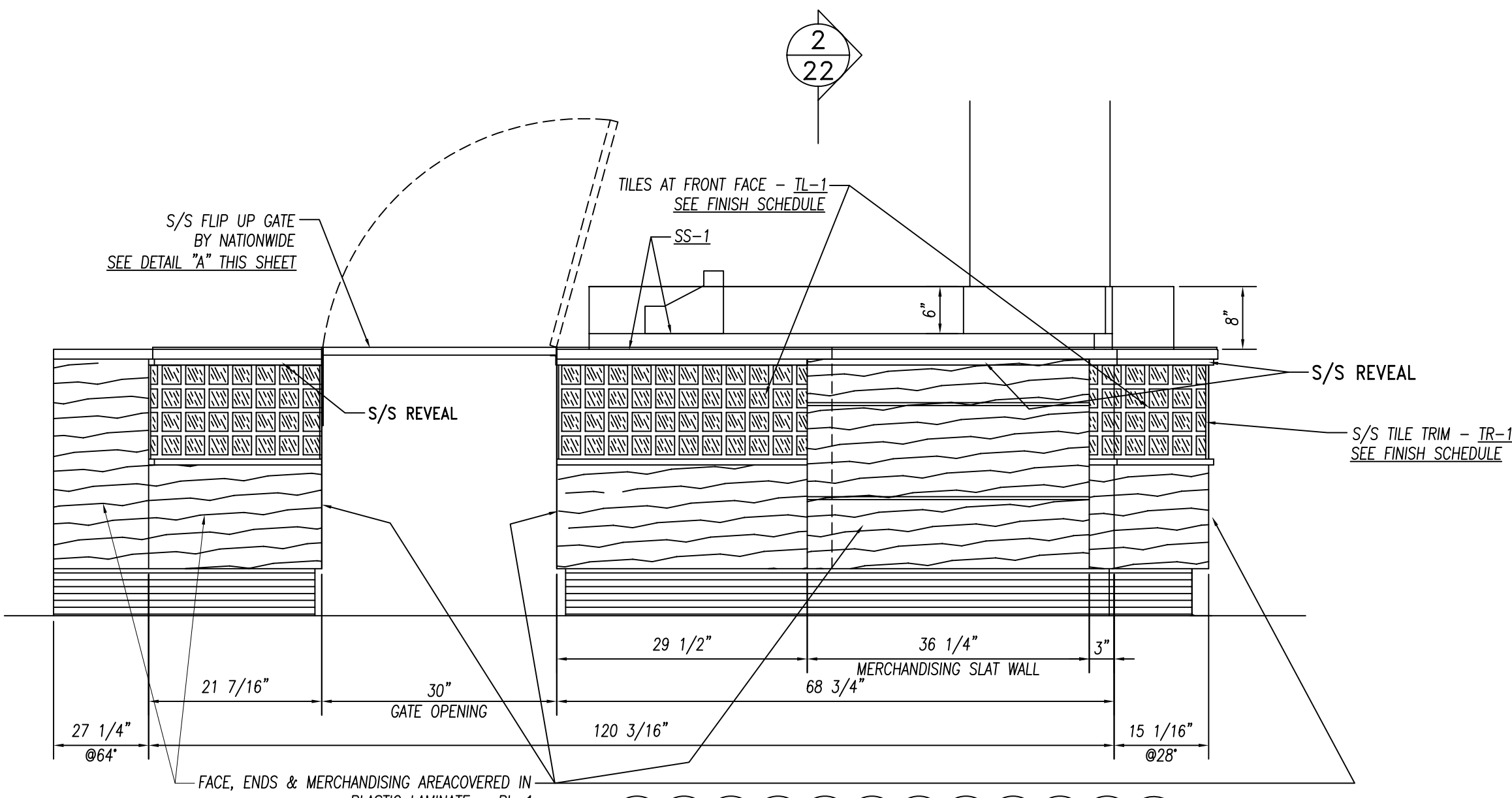
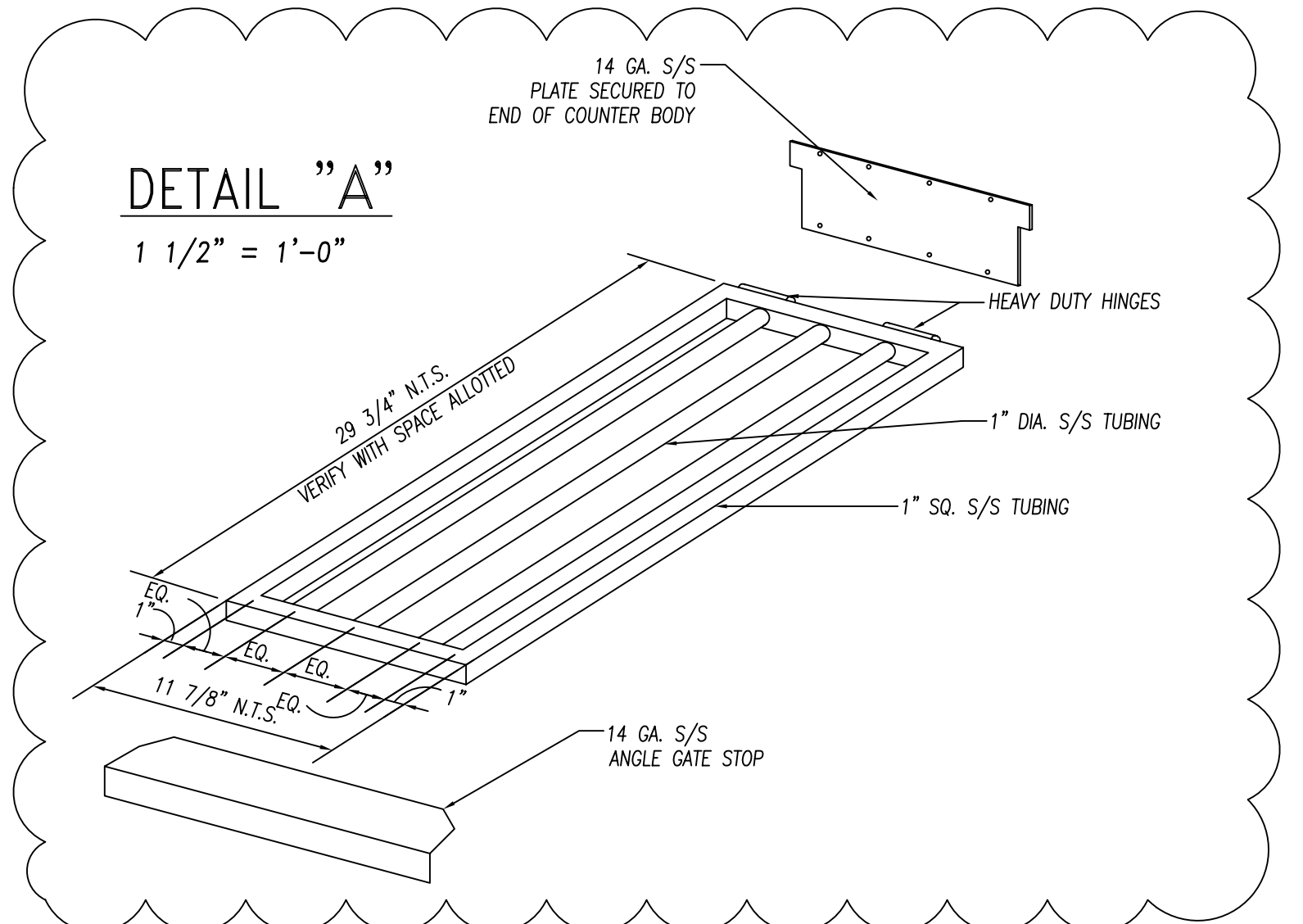
REINFORCEMENT TO BE NOT MORE THAN 30" O.C. WITH INTERSECTIONS OF CHANNELS FULLY WELDED. SOUND DEADENING MASTIC TO BE APPLIED BETWEEN TOP & CHANNEL REINFORCEMENT ONLY.

GENERAL NOTES		
NO.	DESCRIPTION	MATERIAL
1	TOPS AND SINKS	14 GA. S/S
2	REINFORCEMENT-UNEXPOSED	1 1/2" X 4" X 1 1/2" X 14 GA. GALV. CHANNEL
3	REINFORCEMENT-EXPOSED	1 1/2" X 4" X 1 1/2" X 14 GA. S/S CHANNEL
4	LEGS & CROSSRAILS	1 5/8" DIA. X 16 GA. S/S TUBING
5	REMOV. UNDERSHELVES	16 GA. S/S
6	WALL & OVERSHELVES	16 GA. S/S WITH 14 GA. S/S BRACKETS
7	COUNTER BODY	18 GA. S/S
8	DOOR AND DRAWER FACES	18 GA. S/S DOUBLE PAN CONSTR. SOUND DEADEN WITH STYROFOAM
9	FIXED UNDERSHELVES	16 GA. S/S
10	SOUND DEADENING	FULLY AT UNDERSIDE OF TOPS
11	FASTNERS	CHROME ACORN NUTS NO EXPOSED FASTNERS

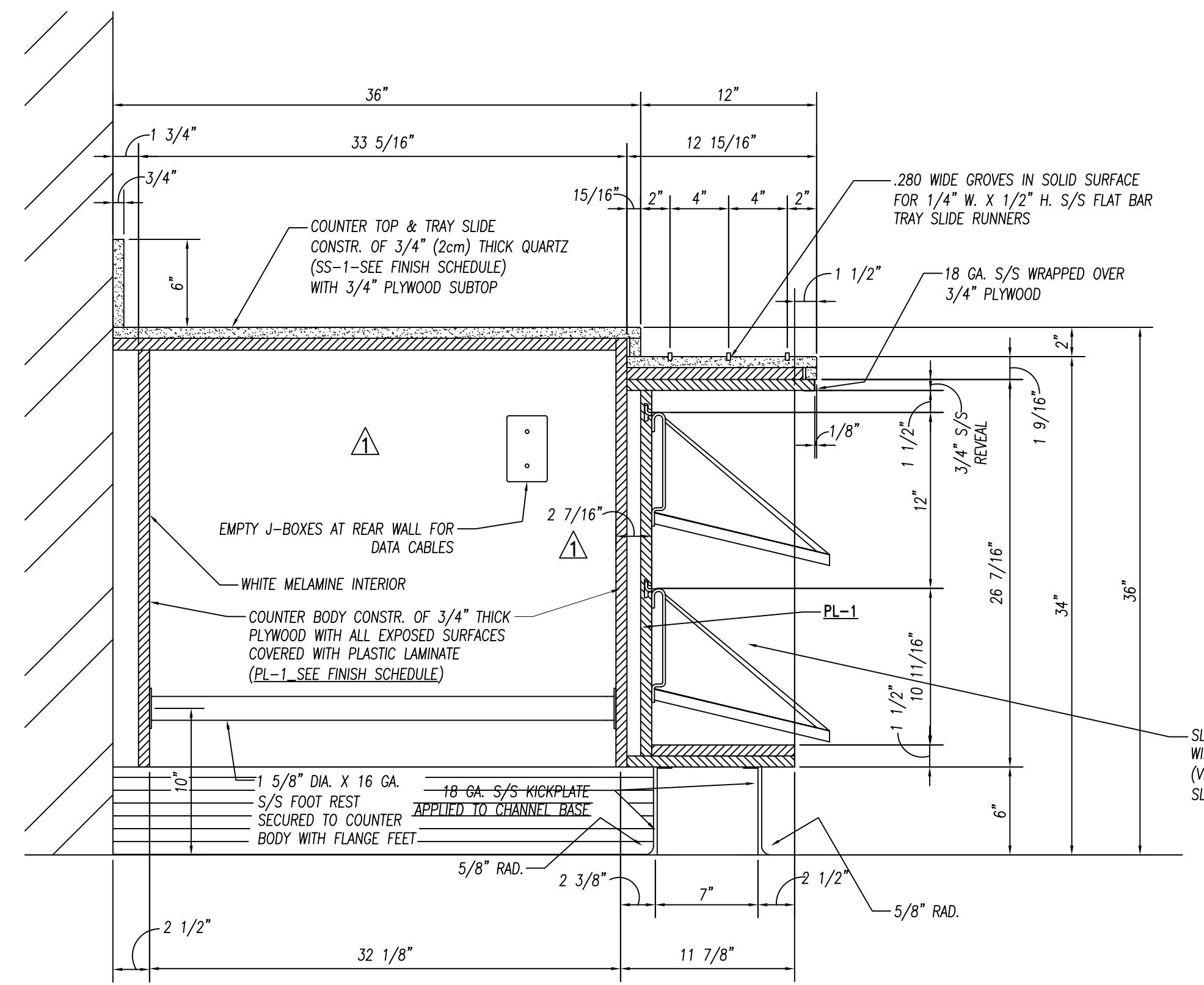
FOODSERVICE EQUIPMENT FINISHES		
SS-1	COUNTERTOP, TRAYS/SLIDE	3/4" (2cm) THICK QUARTZ - ZODIAC-CELESTIAL BLUE
PL-1	COUNTER FRONT	3/4" PLYWOOD WITH WHITE MELAMINE FINISH ON UNEXPOSED SIDE. & ALL EXPOSED COVERED IN PLASTIC LAMINATE FORMICA, 6208-LX, GLAMOUR CHERRY
TL-1	TILES AT FRONT FACE	2" X 2" MOSAIC GLAZED TILE - CERAMIC VOGUE or ROYAL MOSA. FINISH: TRANSPARENZIA. MOSAIC COLORS: Albicocca(orange), Gallo(yellow), Lavanda(lavender), Gladi(light green), Grigio(medium grey), Ferro(dark grey) - PROVIDE EQUAL AMOUNTS OF 6 COLORS APPLIED IN RANDOM PATTERN
TR-1	TILE TRIM	STAINLESS STEEL EDGE STRIP SCHLUTER SYSTEMS, QUADCEQ, OR APPROVED EQUAL

ITEM:139 CASHIER COUNTER
(1) REQ'D

RELEASED FOR FAB.
4-5-11



NOTE!
ELEVATION DIMENSIONS ARE NOT TO SCALE
JW 4-5-11



PARTS LIST			
ID.#	QTY.	DESCRIPTION	MFG. & MODEL NUMBER
1	1	CASH DRAWER	RISCO #MS-100
2	2	S/S BULLET FEET	COMPONENT HARDWARE #A10-0851

BUYOUT LIST			
ID.#	QTY.	DESCRIPTION	MFG. & MODEL NUMBER
1	1	POS SYSTEM	VERIFY MAKE & MODEL

These Items ARE NOT PROVIDED BY NATIONWIDE
★ Items That Must Be Shipped To Nationwide For Installation

AS-BUILT 07.18.11

DATE: 2-22-10
PROJECT: JOLIET JR. COLLEGE
Joliet, IL

DRAWN BY: CUSHING
CHECKED BY: CUSTOMER: EDWARD DON
North Riverside, IL

SCALE: AS NOTED
ITEMS THIS SHEET: ITEM:139 CASHIER COUNTER

REVISIONS:
4-5-11 WIDDIFIELD

CONSULTANT: Mackesey And Associates LLC
Crystal Lake, IL

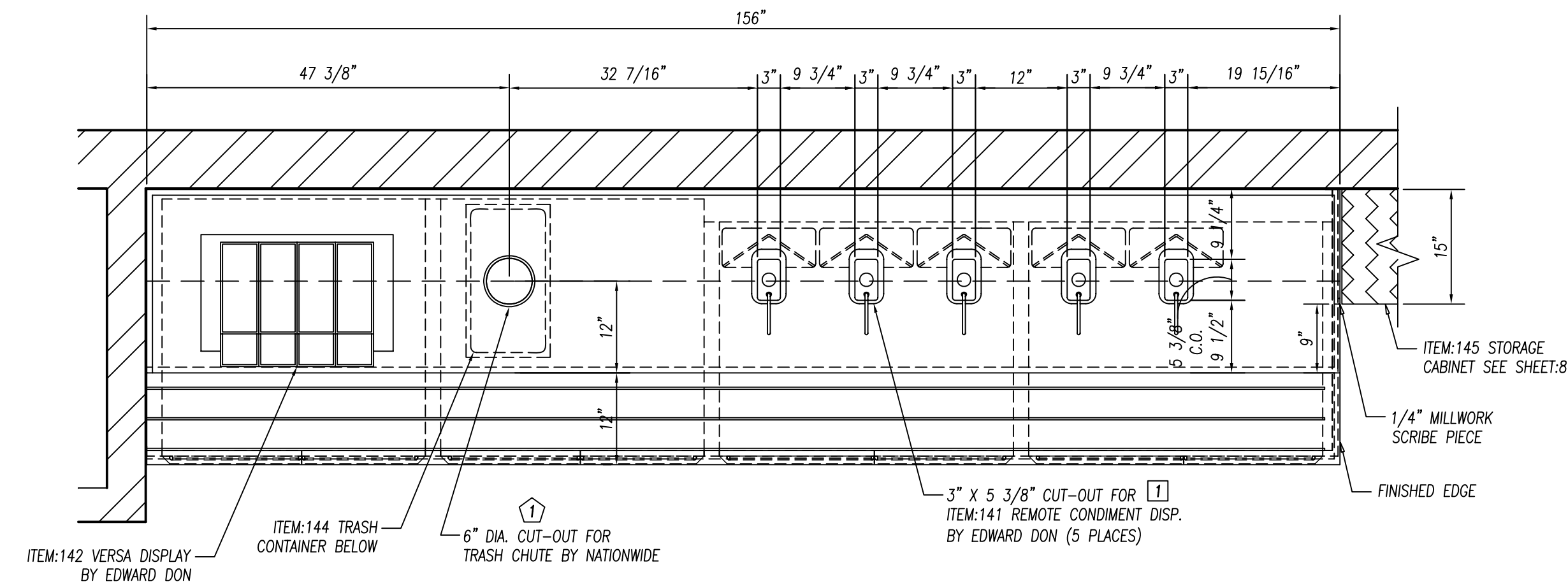
10923 LEROY DRIVE
NORTHGLENN, CO. 80233
PHONE: (303) 853-0107
FAX: (303) 853-0114

UL LISTED

Nationwide Fabrication, Inc.

NSF

PAGE NUMBER: 22 OF 24
JOB NUMBER: 5789



PLAN VIEW

3/4" = 1'-0"

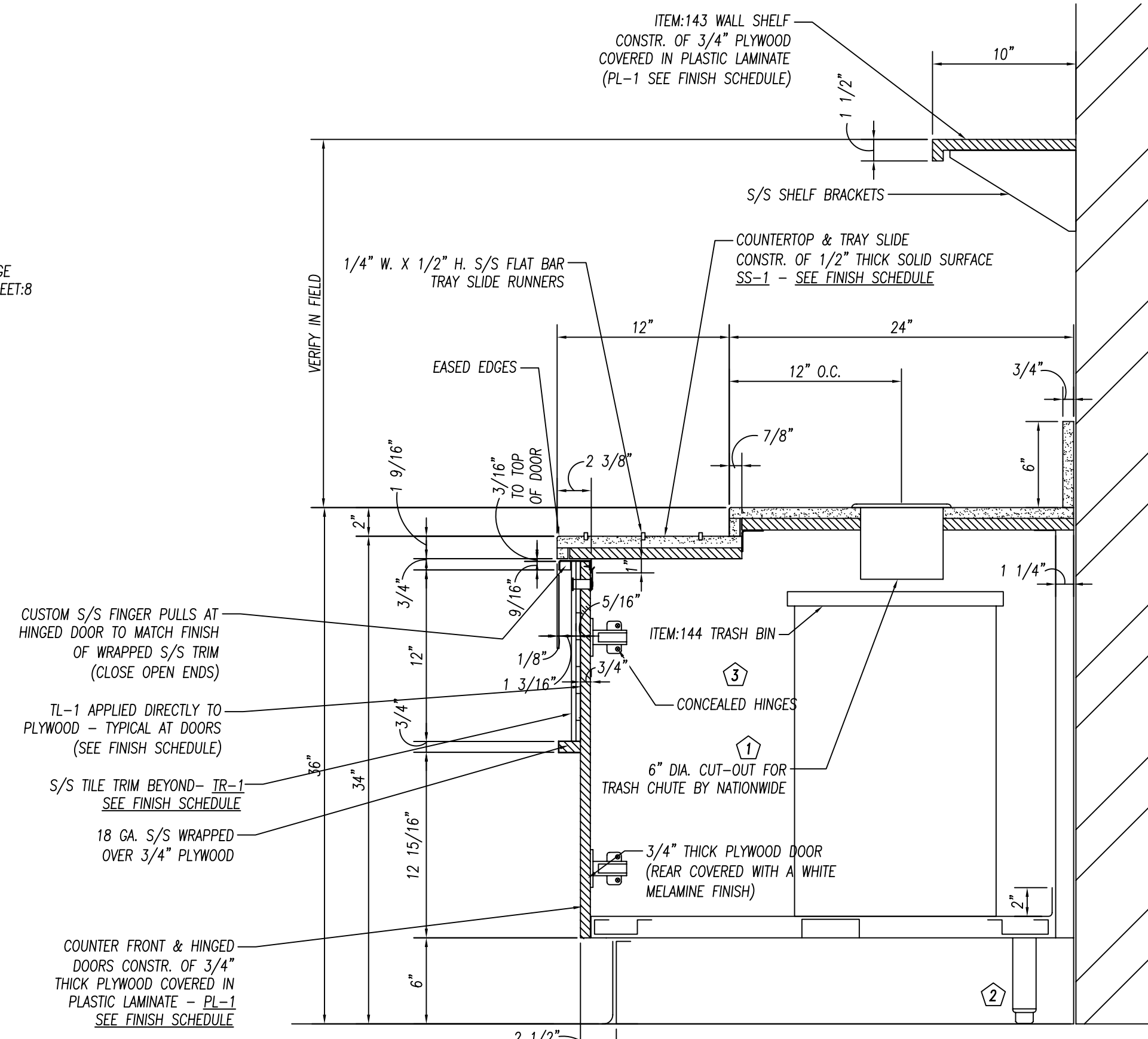
ITEM:140 CAFETERIA COUNTER

(1) REQ'D

BUILD 1 PC.

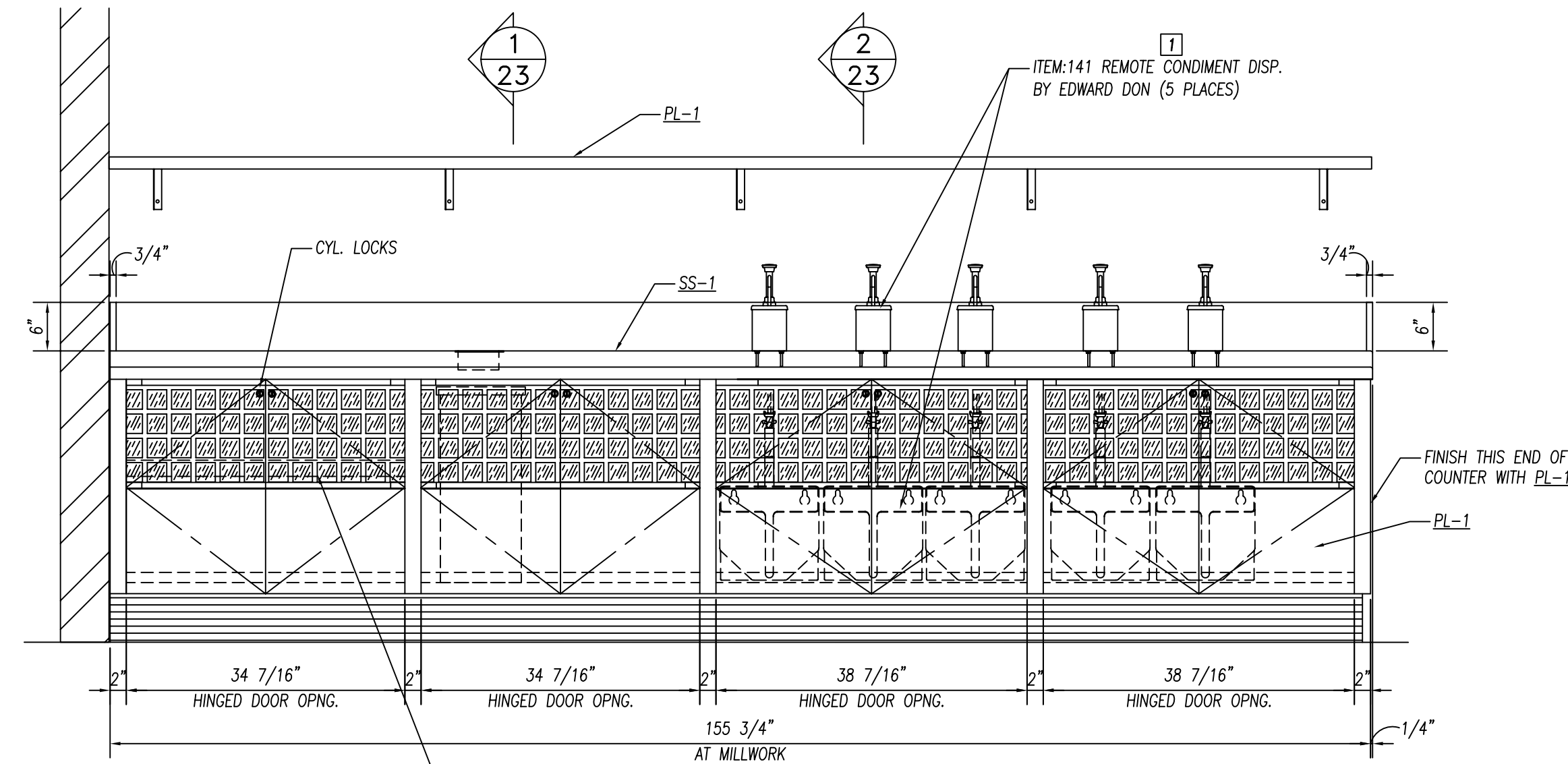
ITEM:143 WALL SHELF

(1) REQ'D



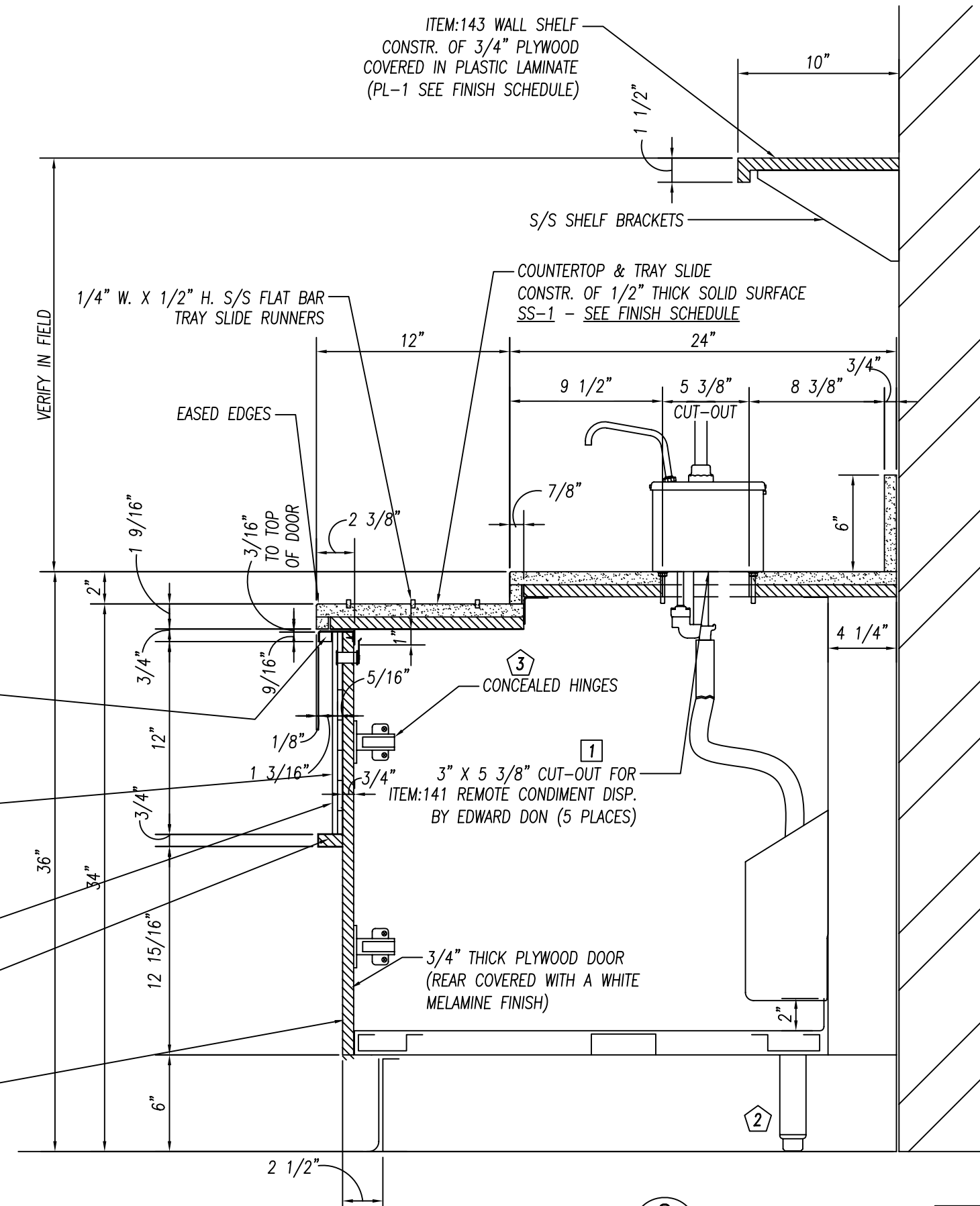
SECTION 1/23

1 1/2" = 1'-0"



ELEVATION

3/4" = 1'-0"



SECTION 2/23

1 1/2" = 1'-0"

GENERAL NOTES		
NO.	DESCRIPTION	MATERIAL
1	TOPS AND SINKS	14 GA. S/S
2	REINFORCEMENT-UNEXPOSED	1 1/2" X 4" X 1 1/2" X 14 GA. GALV. CHANNEL
3	REINFORCEMENT-EXPOSED	1 1/2" X 4" X 1 1/2" X 14 GA. S/S CHANNEL
4	LEGS & CROSSRAILS	1 5/8" DIA. X 16 GA. S/S TUBING
5	REMOV. UNDERSHELVES	16 GA. S/S
6	WALL & OVERSHELVES	16 GA. S/S WITH 14 GA. S/S BRACKETS
7	COUNTER BODY	18 GA. S/S
8	DOOR AND DRAWER FACES	18 GA. S/S DOUBLE PAN CONSTR. SOUND DEADEN WITH STYROFOAM
9	FIXED UNDERSHELVES	16 GA. S/S
10	SOUND DEADENING	FULLY AT UNDERSIDE OF TOPS
11	FASTNERS	CHROME ACORN NUTZ NO EXPOSED FASTNERS

FOODSERVICE EQUIPMENT FINISHES	
SS-1	COUNTERTOP, TRAYS/SLIDE - 1/2" THICK SOLID SURFACE - FORMICA, COLOR: DENIM SPEX #936
PL-1	COUNTER FRONT - 3/4" PLYWOOD WITH WHITE MELAMINE FINISH ON UNEXPOSED SIDE. & ALL EXPOSED COVERED IN PLASTIC LAMINATE FORMICA, 6208-LX, GLAMOUR CHERRY
TL-1	2" X 2" MOSAIC GLAZED TILE - CERAMIC VOGUE or ROYAL MOSA. FINISH: TRANSPARENZIA. MOSAIC COLORS: Albicocca(orange), Gallo(yellow), Lavanda(lavender), Gladi(light green), Grigio(medium grey), Ferro(dark grey) -PROVIDE EQUAL AMOUNTS OF 6 COLORS APPLIED IN RANDOM PATTERN
TR-1	TILE TRIM-STAINLESS STEEL EDGE STRIP SCHLUTER SYSTEMS, QUADREC, OR APPROVED EQUAL

PARTS LIST			
ID.#	QTY.	DESCRIPTION	MFG. & MODEL NUMBER
1	1	S/S TRASH CHUTE	COMPONENT HARDWARE #J92-1000
2	8	S/S BULLET FEET	COMPONENT HARDWARE #A10-0851
3	8 PR	CONCEALED HINGES	BLUM OR EQUAL (TBD)

BUYOUT LIST			
ID.#	QTY.	DESCRIPTION	MFG. & MODEL NUMBER
1	5	REMOTE COND. DISP.	SERVER PRODUCTS #85883

★ Items That **Must** Be Shipped To Nationwide For Installation

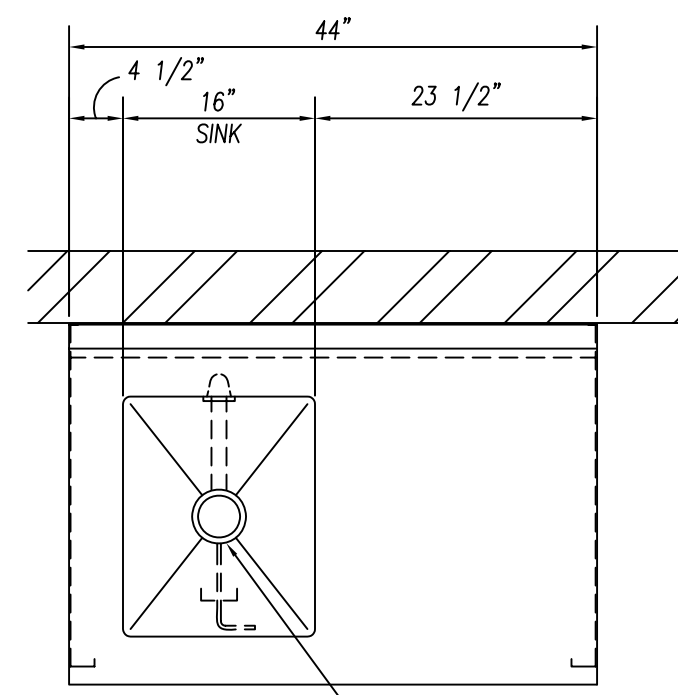
AS-BUILT 07.18.11

10923 LEROY DRIVE
NORTHGLENN, CO. 80233
PHONE: (303) 853-0107
FAX: (303) 853-0114

DATE: 2-22-10	PROJECT: JOLIET JR. COLLEGE	PAGE NUMBER: 23 OF 24
DRAWN BY: CUSHING	CUSTOMER: EDWARD DON	JOB NUMBER: 5789
CHECKED BY:	North Riverside, IL	
SCALE: AS NOTED	ITEM:140 CAFETERIA COUNTER	
ITEMS THIS SHEET:	ITEM:143 WALL SHELF	

REVISIONS:

CONSULTANT: Mackesey And Associates LLC
Crystal Lake, IL



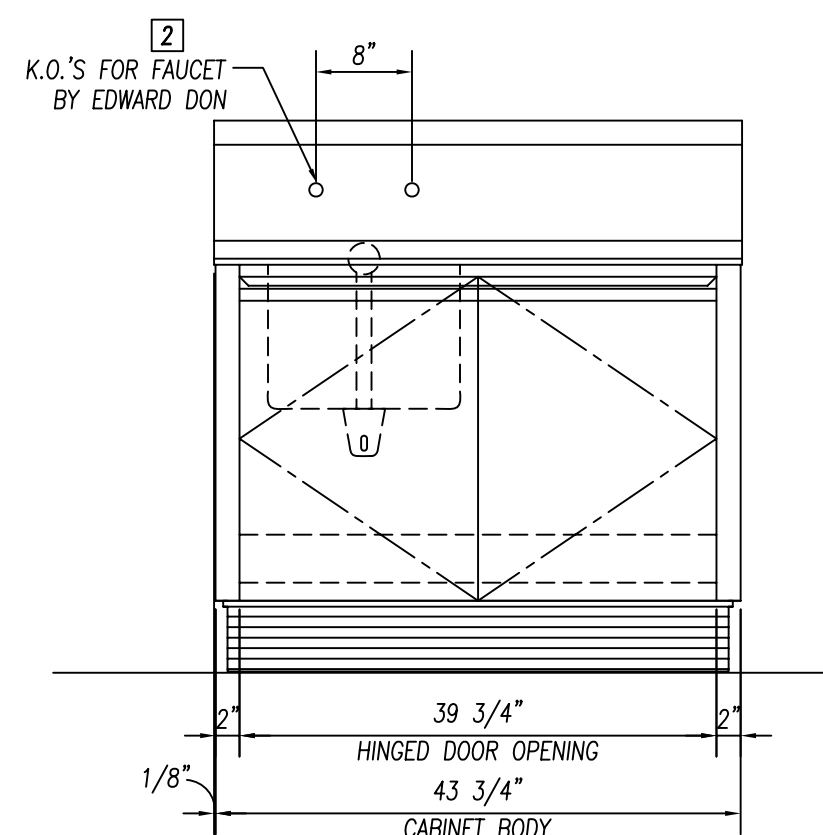
PLAN VIEW
3 1/2" OPNG. FOR LEVER
DRAIN WITH O'FLOW
BY EDWARD DON

3/4" = 1'-0"

ITEM:103 CAFETERIA COUNTER W/SINK

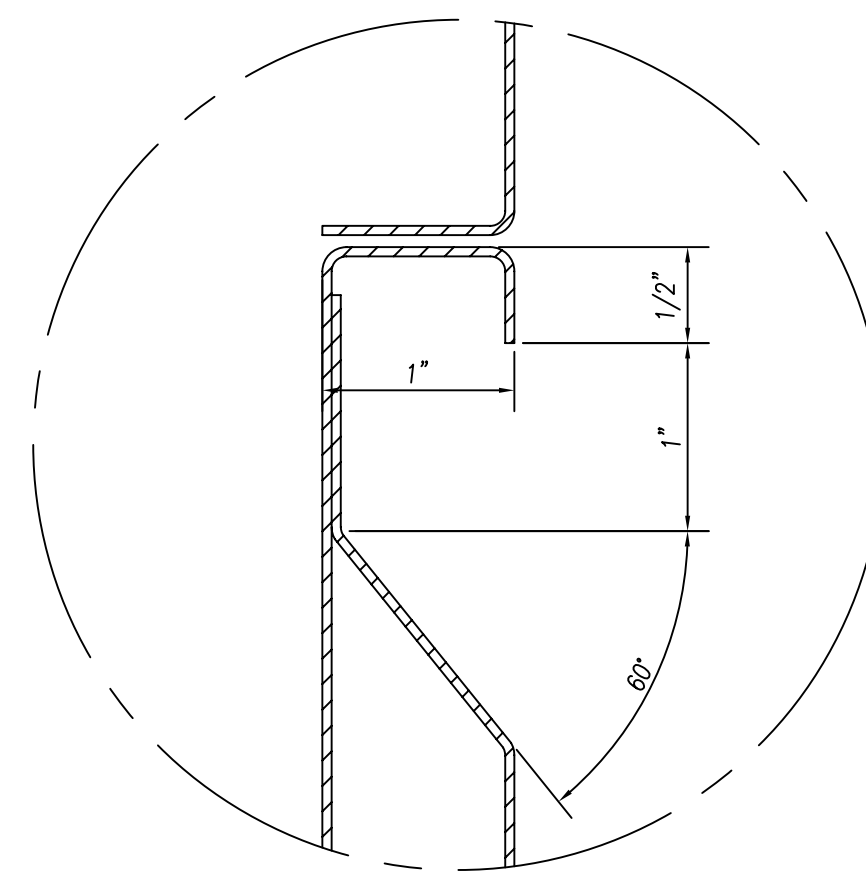
(1) REQ'D.

NOTE TO SHOP!
S/S HINGED DOOR HARDWARE
CONSISTS OF S/S LIFT-OFF
HINGES AND FRICTION CATCHES



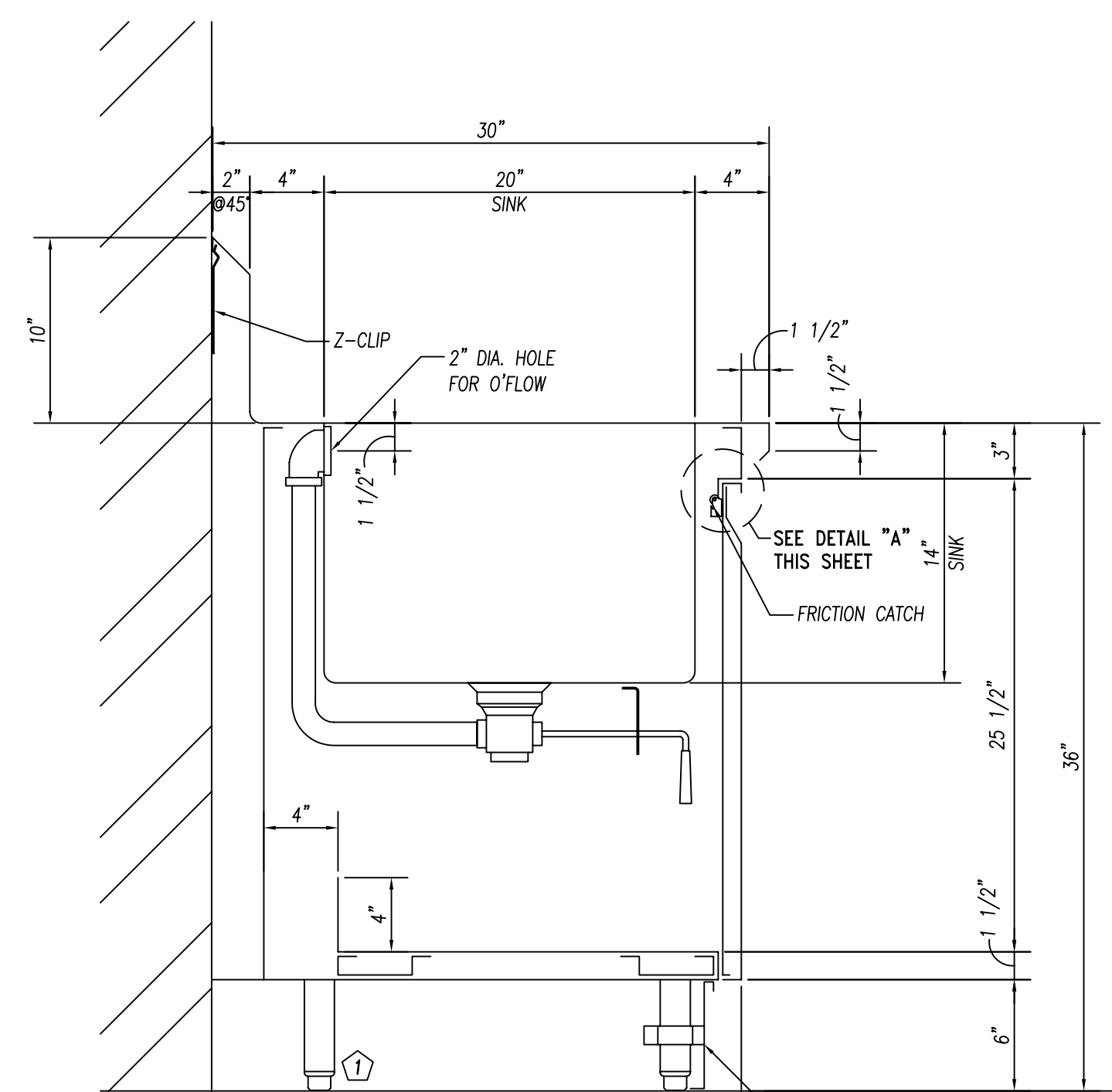
ELEVATION

3/4" = 1'-0"



DETAIL "A"

FULL SCALE



SECTION

1 1/2" = 1'-0"

18 GA. S/S REMOV. KICKPLATE
AT FRONT & BOTH ENDS

NOTE TO EDWARD DON!
VERIFY DIMENSIONS FOR
ITEM:115 S/S TRIM

ITEM:115 S/S TRIM

(1) LOT REQ'D.

NOTE TO SHOP!
UPON VERIFYING DIMENSIONS FOR
ITEM:115 S/S TRIM. REFER TO
STANDARD DETAIL ON SHT:FS6.1
OF THE CONTRACT DRAWINGS

GENERAL NOTES		
NO.	DESCRIPTION	MATERIAL
1	TOPS AND SINKS	14 GA. S/S
2	REINFORCEMENT-UNEXPOSED	1 1/2" X 4" X 1 1/2" X 14 GA. GALV. CHANNEL
3	REINFORCEMENT-EXPOSED	1 1/2" X 4" X 1 1/2" X 14 GA. S/S CHANNEL
4	LEGS & CROSSRAILS	1 5/8" DIA. X 16 GA. S/S TUBING
5	REMOV. UNDERSHELVES	16 GA. S/S
6	WALL & OVERSHELVES	16 GA. S/S WITH 14 GA. S/S BRACKETS
7	COUNTER BODY	18 GA. S/S
8	DOOR AND DRAWER FACES	18 GA. S/S DOUBLE PAN CONSTR. SOUND DEADEN WITH STYROFOAM
9	FIXED UNDERSHELVES	16 GA. S/S
10	SOUND DEADENING	FULLY AT UNDERSIDE OF TOPS
11	FASTNERS	CHROME ACORN NUTZ NO EXPOSED FASTNERS

REINFORCEMENT TO BE NOT MORE
THAN 30" O.C. WITH INTERSECTIONS OF
CHANNELS FULLY WELDED.
SOUND DEADENING MASTIC TO BE
APPLIED BETWEEN TOP & CHANNEL
REINFORCEMENT ONLY.

PARTS LIST			
ID.#	QTY.	DESCRIPTION	MFG. & MODEL NUMBER
①	4	S/S BULLET FEET	COMPONENT HARDWARE #A10-0851
BUYOUT LIST			
ID.#	QTY.	DESCRIPTION	MFG. & MODEL NUMBER
①	1	LEVER DRAIN W/O'FLOW	T & S #B-3970-01
②	1	FAUCET	T & S #B-0231/B-0199-01 AERATOR

These Items ARE NOT PROVIDED BY NATIONWIDE
★ Items That Must Be Shipped To Nationwide For Installation

AS-BUILT 07.18.11

DATE: 2-22-10	PROJECT: JOLIET JR. COLLEGE Joliet, IL
DRAWN BY: CUSHING	CUSTOMER: EDWARD DON North Riverside, IL
CHECKED BY:	SCALE: AS NOTED
CONSULTANT: Mackesey And Associates LLC Crystal Lake, IL	ITEMS THIS SHEET: ITEM:103 CAFETERIA COUNTER W/SINK ITEM:115 S/S TRIM



10923 LEROY DRIVE
NORTHGLENN, CO. 80233



PHONE: (303) 853-0107
FAX: (303) 853-0114



PAGE NUMBER
24 OF 24
JOB NUMBER
5789

HOOD INFORMATION TABLE

HOOD NUMBER	HOOD MODEL	EXHAUST AIR FLOW REQUIREMENTS						GREASE EXTRACTOR			SUPPLY AIR REQUIREMENTS						HOOD CONSTRUCTION	HOOD WEIGHT (LBS)	PLENUM WEIGHT (LBS)
		EXHAUST CFM	T.A.B. PORT STATIC PRESSURE	TOTAL HOOD STATIC PRESSURE	EXHAUST COLLAR			QTY.	SIZE		TYPE	SUPPLY CFM	SUPPLY STATIC PRESSURE	SUPPLY COLLAR					
					QTY.	LENGTH	WIDTH		L	H				QTY.	LENGTH	WIDTH			
51L	EO	2700	-	.20"	1	22"	10"	4	20"	16"	BAFFLE	1620	.20"	1	36"	6"	ALL 18GA. 304 S.S.	675	108
51R	EO	2700	-	1.60"	1	22"	10"	4	20"	16"	BAFFLE	1620	.20"	1	36"	6"	ALL 18GA. 304 S.S.	750	120
38L	EO	2250	-	1.60"	1	18"	10"	4	20"	16"	BAFFLE	1620	.20"	1	36"	6"	ALL 18GA. 304 S.S.	750	120
38R	EO	3150	-	1.60"	1	25"	10"	4	20"	16"	BAFFLE	1620	.20"	1	36"	6"	ALL 18GA. 304 S.S.	675	120

TOTAL EXH. CFM = 10800

TOTAL SUPPLY CFM = 6480

ELECTRICAL CONNECTION SCHEDULE

E1-H	120V, 15AMP - UV BULB POWER - 3 WIRES
E2-H	FIELD CONNECTION FOR HOOD LIGHTS
E3-H	FIELD CONNECTION FOR HOOD LIGHTS
E4-H	FIELD CONNECTION FOR HOOD LIGHTS
-	-
-	-

GENERAL SPECIFICATIONS

- HOOD CONSTRUCTION AND DESIGN MEETS NFPA 96 AND UL 710 STANDARD.
- HOOD IS NSF AND ETL LISTED UNDER THE FOLLOWING FILE NUMBER: ETL #3186876PRT-001
- ALL INSTALLATION WORK IS TO BE PERFORMED BY QUALIFIED PERSONS AND IN ACCORDANCE WITH STATE AND LOCAL BUILDING CODE REQUIREMENTS.
- THE INSTALLATION SHALL BE IN ACCORDANCE WITH NFPA 96, REMOVAL OF SMOKE AND GREASE LADEN VAPORS FROM COMMERCIAL COOKING EQUIPMENT.
- ALL EXHAUST DUCTWORK AND TRANSITIONS ARE TO BE PROVIDED BY THE HVAC CONTRACTOR.
- CLEARANCE FROM HOOD AND DUCTS TO COMBUSTIBLE MATERIAL SHALL BE PER APPLICABLE BUILDING CODES.
- FOR PROPER OPERATION OF THE HOOD SYSTEM, IT IS THE RESPONSIBILITY OF THE GENERAL CONTRACTOR TO HAVE THE HOOD BALANCED AND TESTED TO ENSURE THAT THE EXHAUST AND SUPPLY REQUIREMENTS OF THE HOOD ARE MET.

INSTALLATION REQUIREMENTS

KITCHEN EQUIPMENT CONTRACTOR'S REQUIREMENTS

- PROVIDE DRAWINGS TO APPROPRIATE TRADES REFERENCING UTILITY SERVICE AND COORDINATE FINAL CONNECTION.
- DELIVER, ASSEMBLE AND INSTALL HALTON SYSTEM PER DRAWING.
- FURNISH WIRING AND PLUMBING DIAGRAMS TO END USER.
- THE K.E.C. MUST INFORM HALTON OF ANY CHANGES IN EQUIPMENT OR BUILDING STRUCTURE. FIELD MODIFICATIONS ARE THE RESPONSIBILITY OF THE K.E.C.
- IF HALTON MANUAL EXHAUST VOLUME DAMPERS ARE PROVIDED, THE K.E.C. IS RESPONSIBLE FOR THEIR INSTALLATION OR TO MAKE ARRANGEMENTS WITH OTHER TRADES FOR THEIR INSTALLATION.

ELECTRICAL CONTRACTOR'S REQUIREMENTS

- PROVIDE AND CONNECT ALL REQUIRED VOLTAGES, CONNECTORS, WIRING, CONDUIT, ETC., PER NEC AND ALL APPLICABLE LOCAL CODES.

ELECTRICAL EQUIPMENT REQUIREMENTS

- FLUORESCENT LIGHT FIXTURE 40 WATT MAX BULB=.67 AMP EA.
- RECESSED INCANDESCENT LIGHT FIXTURE 150 WATT MAX BULB= 1.25 AMP EA.
- GLOBE INCANDESCENT LIGHT FIXTURE 100 WATT MAX BULB= .83 AMP EA.
- LED LIGHT FIXTURES=.30 AMP EA.

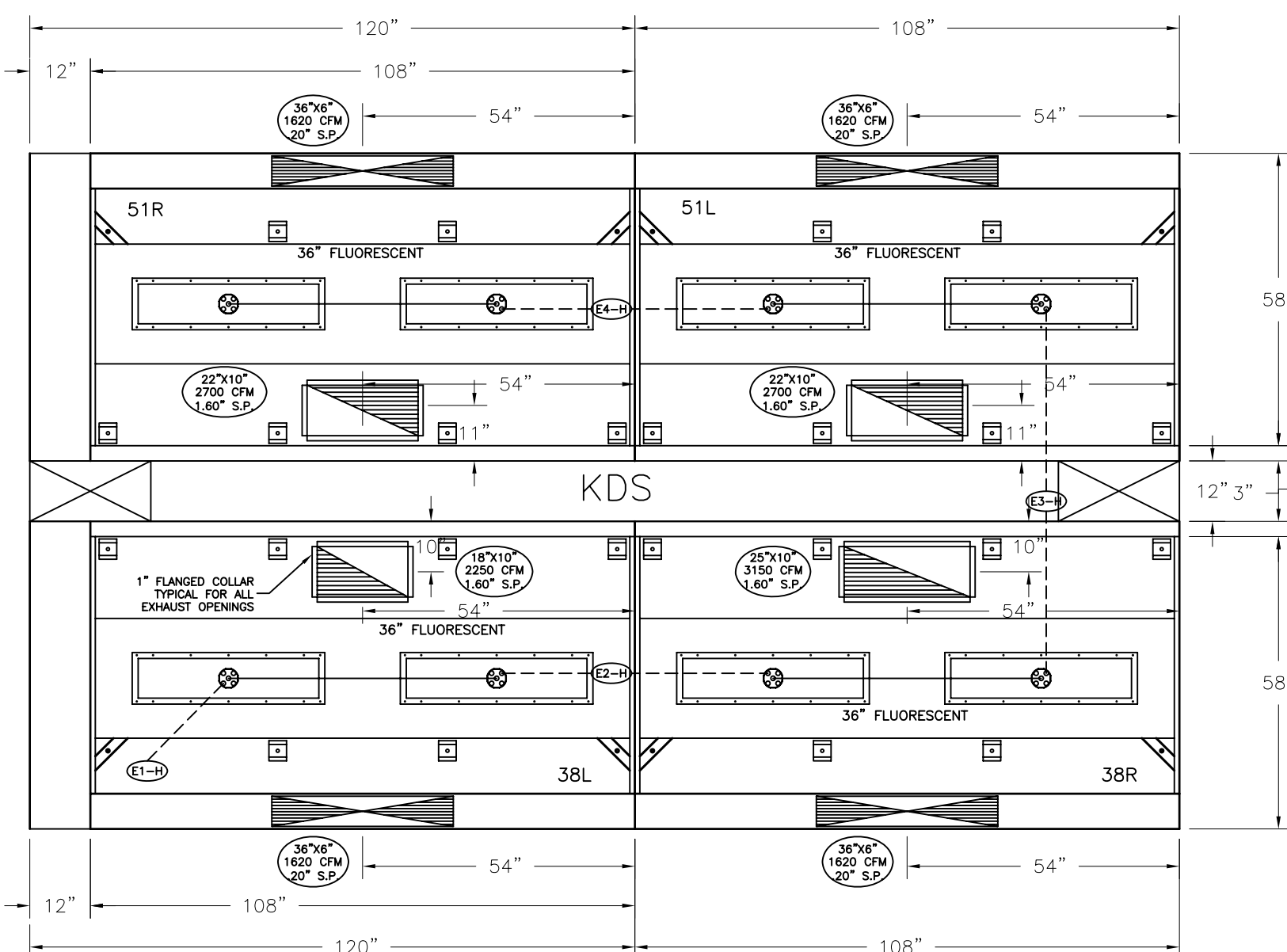
ALL HOOD CIRCUITS ARE NOT TO EXCEED 15 AMP

CEILING HEIGHT NOTE

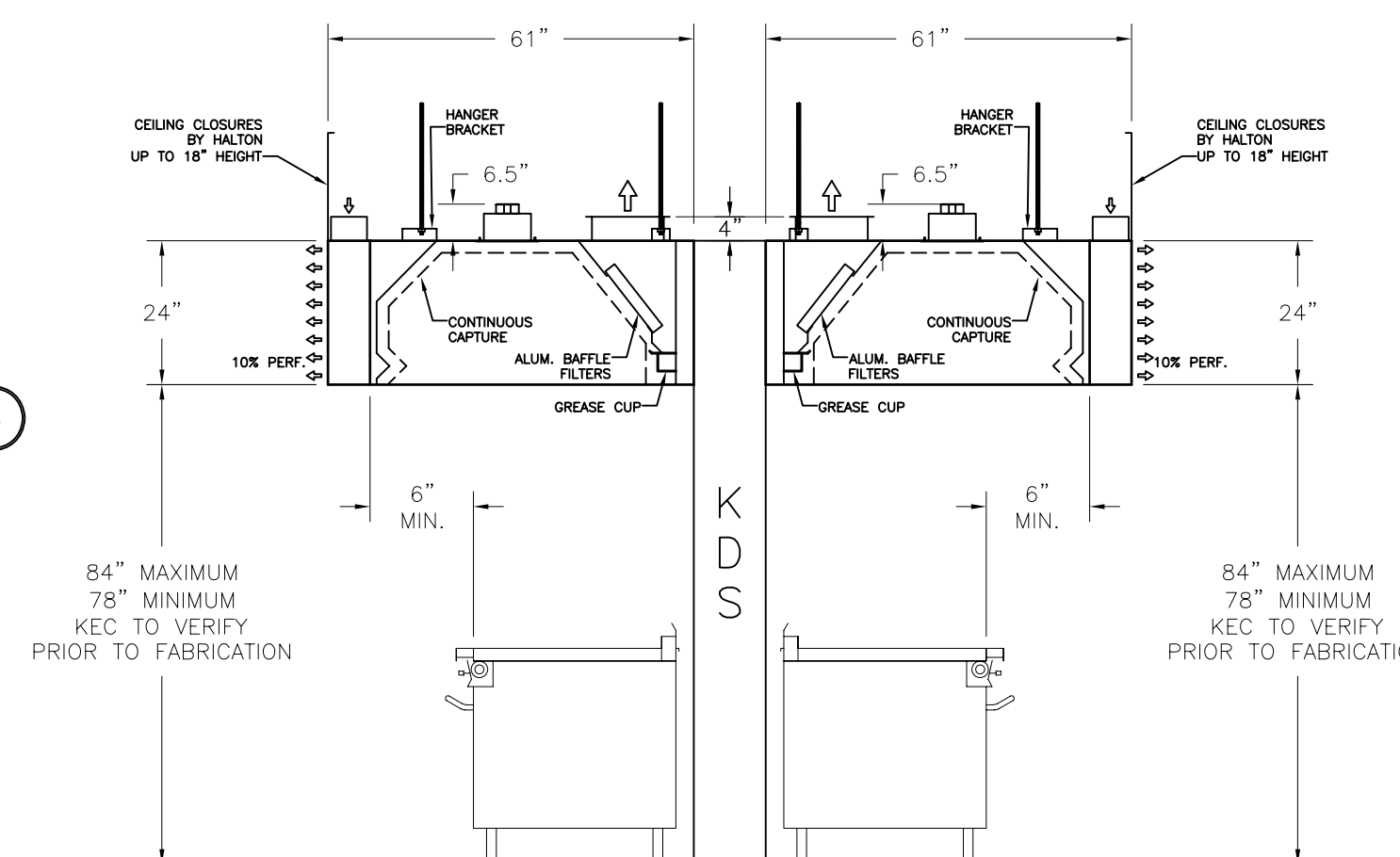
IF HALTON COMPANY IS TO PROVIDE CEILING CLOSURE PANELS, THE EXACT DIMENSION OF THE FINISHED CEILING HEIGHT MUST BE PROVIDED PRIOR TO RELEASE.

FINISHED CEILING HEIGHT A.F.F.: _____

2 ITEM # 51R & L NOT TO SCALE

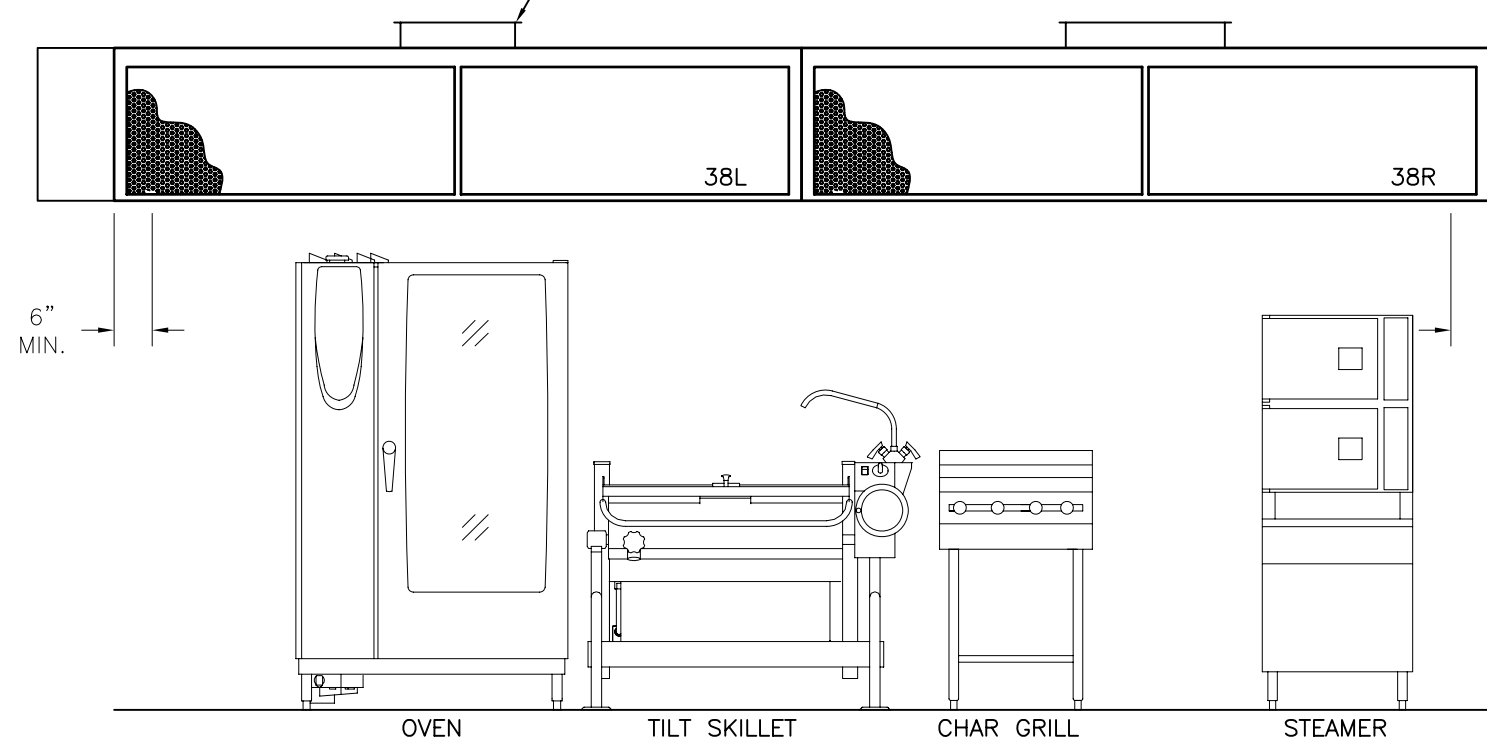


4

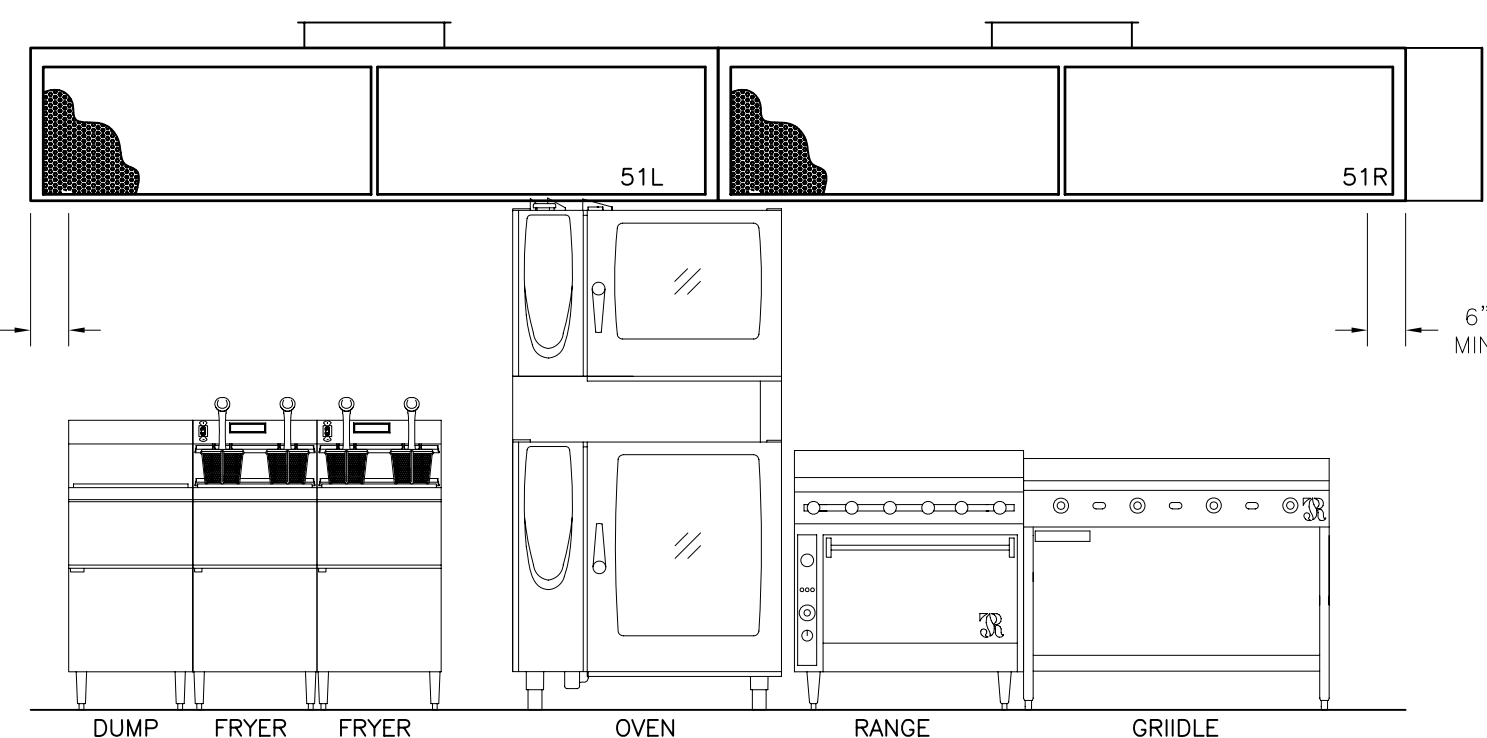


5 ITEM # 38L,R & 51L,R NOT TO SCALE

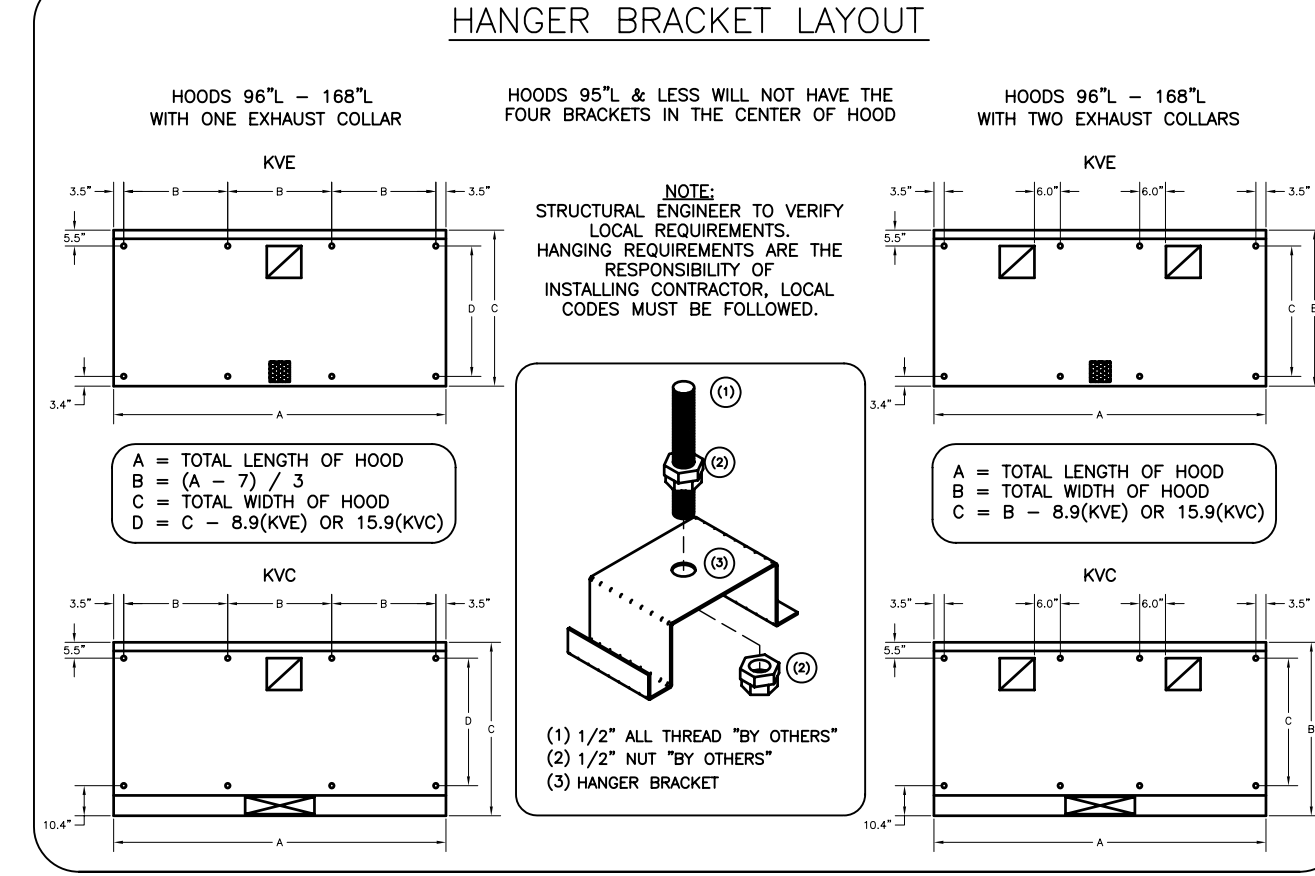
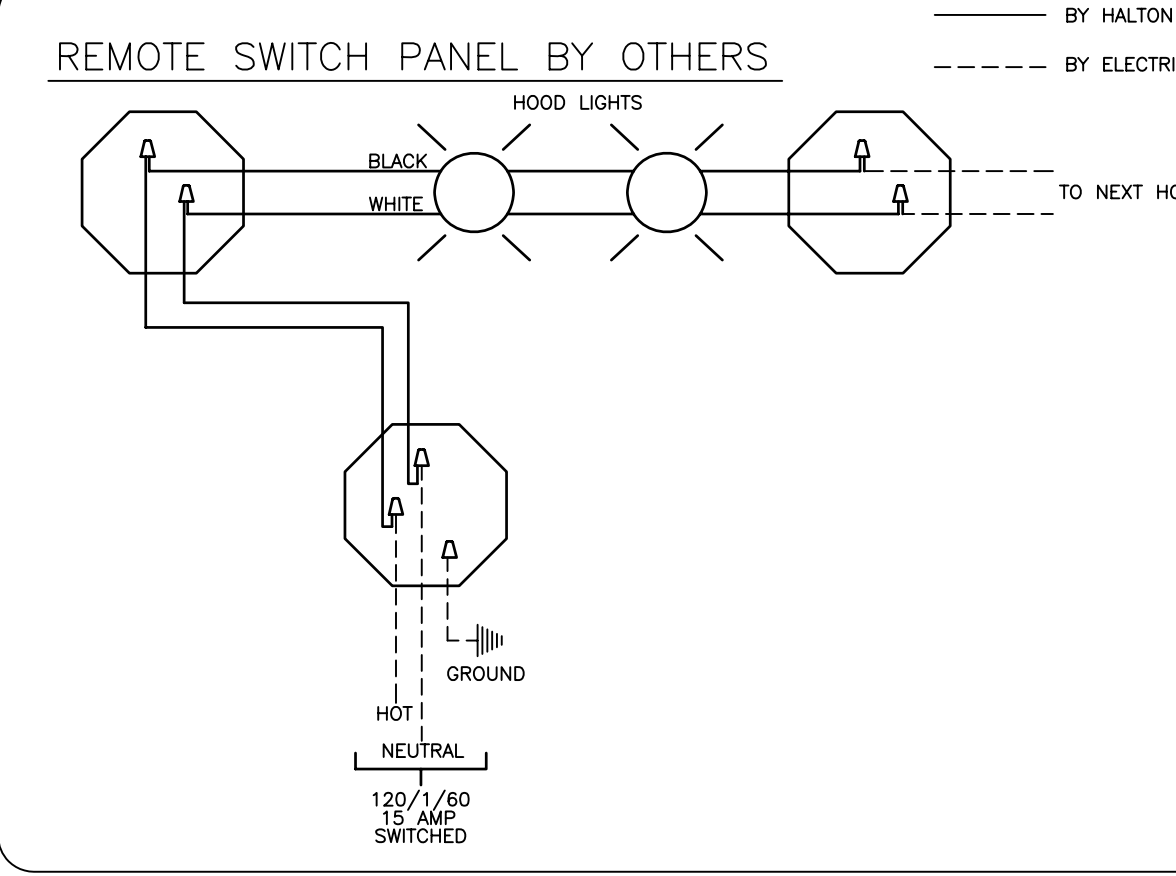
3 ITEM # 38L & R NOT TO SCALE



2 ITEM # 38L & R NOT TO SCALE



3 ITEM # 51R & L NOT TO SCALE



THIS DRAWING MUST BE CHECKED, SIGNED AND RETURNED TO THE APPROPRIATE FACTORY. PLEASE VERIFYING THE FOLLOWING:

- ALL DIMENSIONAL INFORMATION, MOUNTING POSITIONS AND CLEARANCES.
- THE LOCATION AND TYPE OF COOKING EQUIPMENT.

NOTE TO APPROVER: ANY CHANGES IN COOKING EQUIPMENT SUCH AS INCREASED ENERGY INPUTS OR EQUIPMENT CHANGES OCCUR, A RECALCULATION EXHAUST AIRFLOW MAY BE REQUIRED.

APPROVED FOR FABRICATION: WITH NO CHANGES WITH CHANGES AS NOTED

APPROVED BY: _____ DATE: _____

MAIL APPROVED DRAWINGS TO APPROPRIATE FACTORY BELOW:

WEBSITE: WWW.HALTONCOMPANY.COM

HALTON CO. (CANADA) 1021 BREVIK PLACE MISSISSAUGA, ON L4W 3R7 1-905-624-0301

HALTON CO. (USA) 101 INDUSTRIAL DRIVE SCOTTSVILLE, KY 42164 1-270-237-5600

PROJECT: JOLIET JR. COLLEGE

LOCATION: JOLIET, IL

DRAWN BY: B.G. DATE: 03.05.10

SCALE: NOT TO SCALE

CONSULTANT:

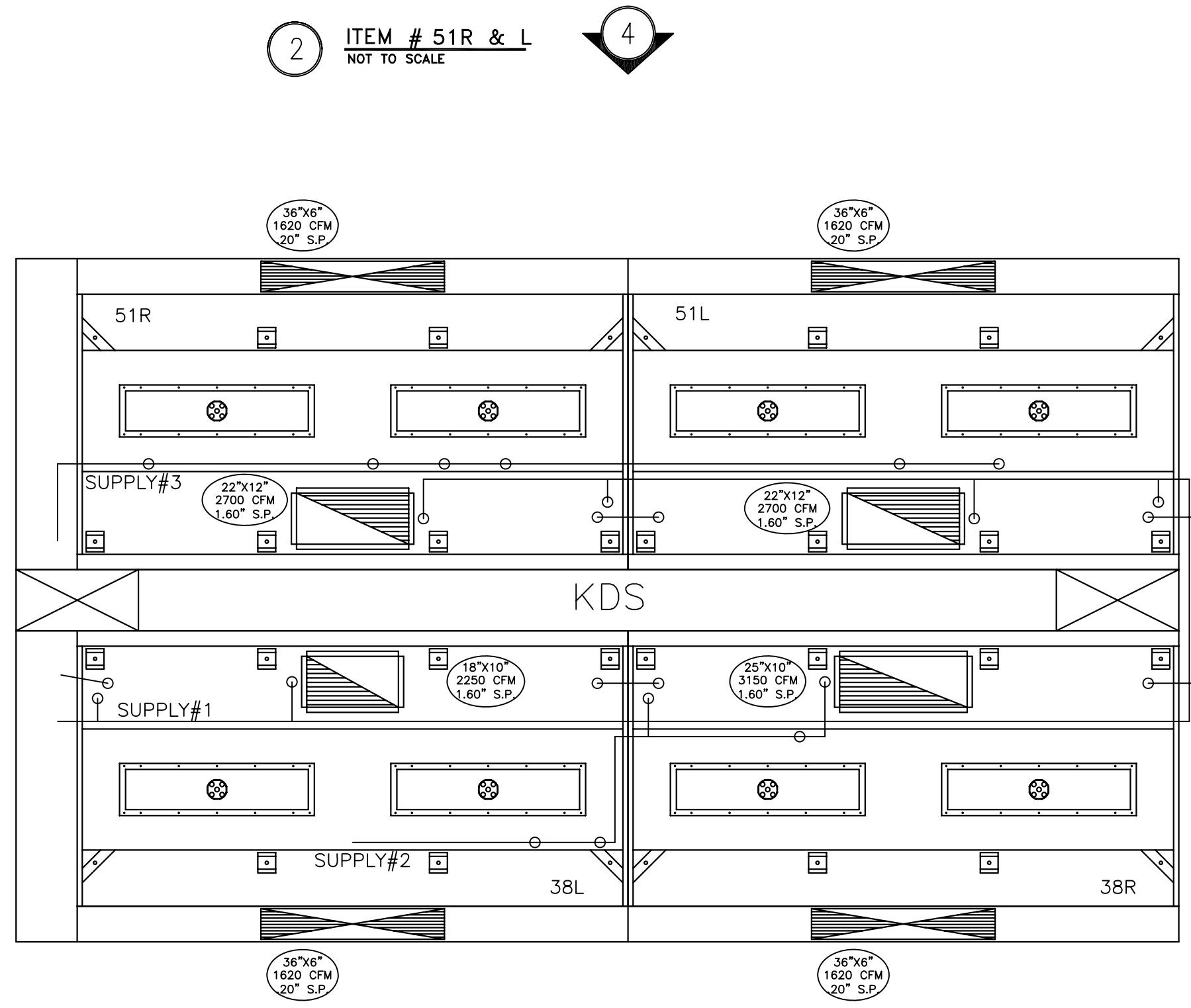
REVISION DESCRIPTION

REV.	DATE	BY
1	09.13.10	WU
2		
3		
4		
5		
6		
7		

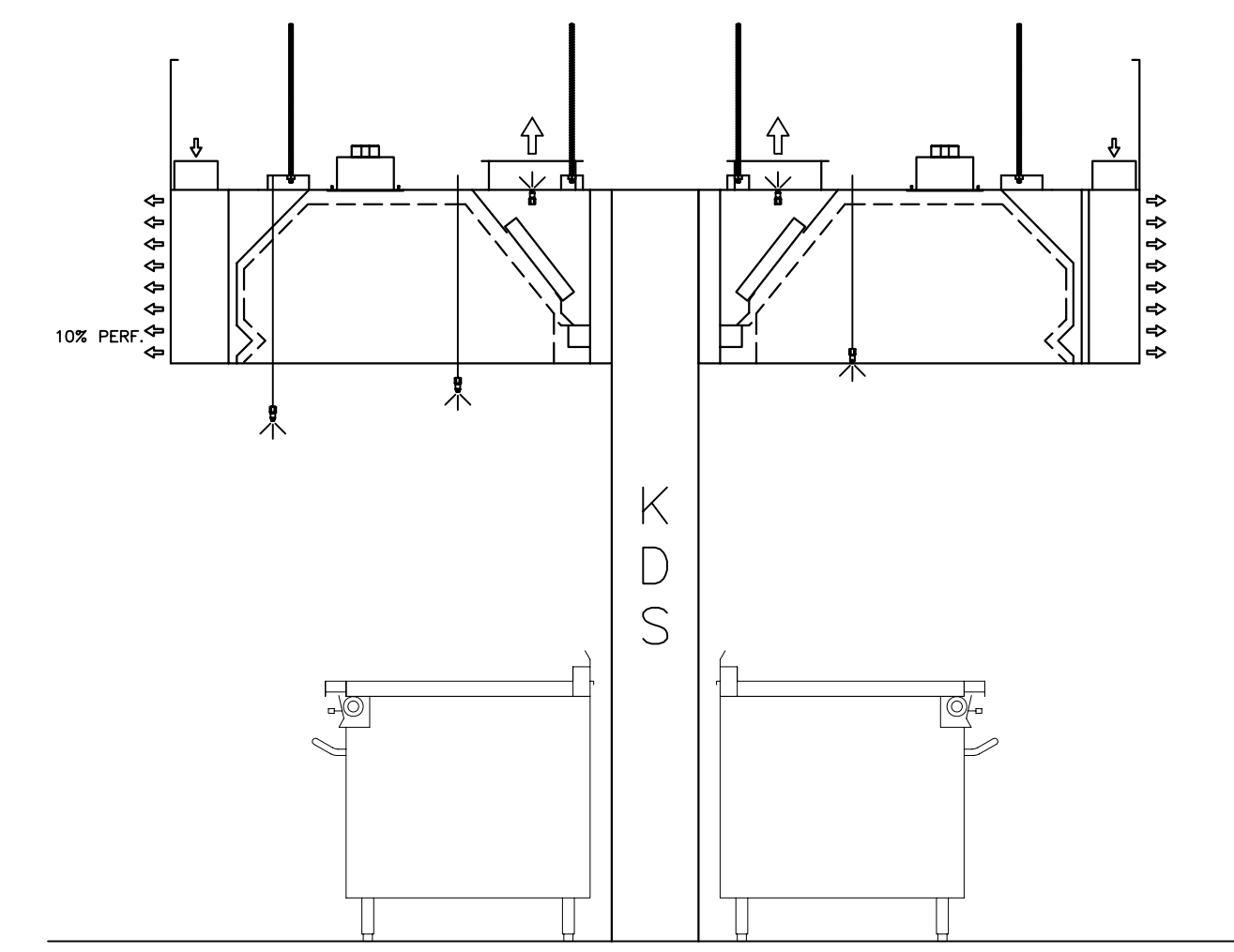

DRAWING TITLE: HOOD DETAILS

DRAWING No.: U10-101

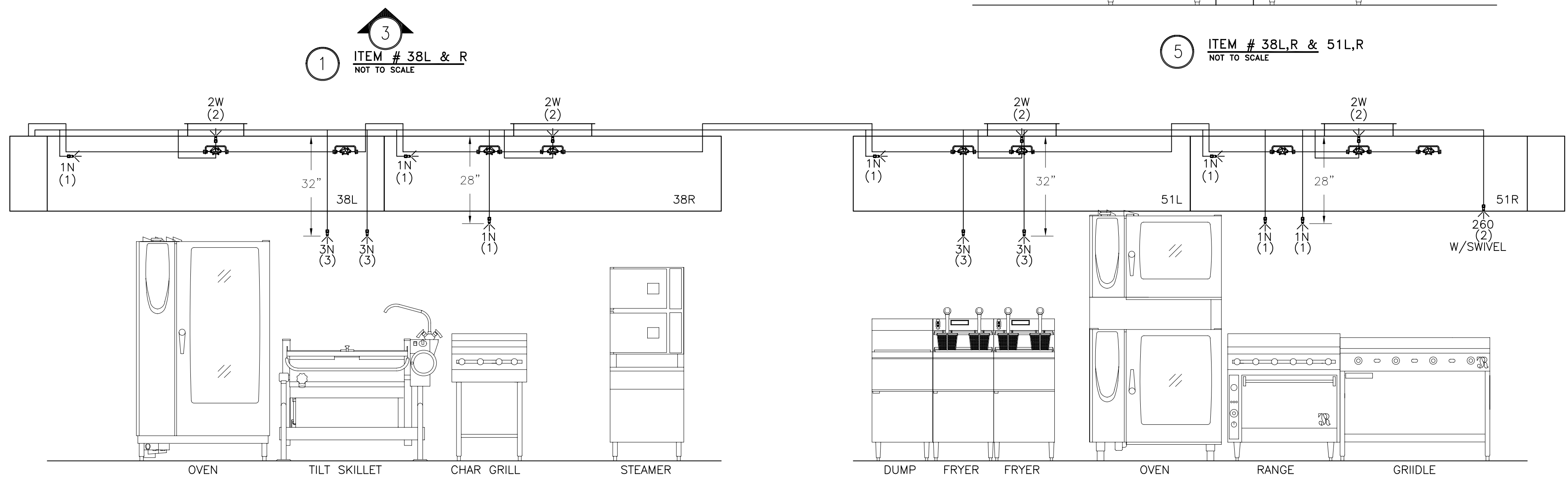
REV. NO.: 1 SHEET NO.: 1 of 7



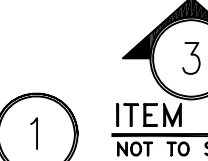
2 ITEM # 51R & L
NOT TO SCALE



5 ITEM # 38L,R & 51L,R
NOT TO SCALE



1 ITEM # 38L & R
NOT TO SCALE



3 ITEM # 51R & L
NOT TO SCALE

2 ITEM # H-1
NOT TO SCALE

- 1) ANSUL R-102 FIRE SYSTEM
- 2) PRE-PIPE ONLY
- 3) 3/8" BLACK IRON PIPING W/3/8" S.S. APPLIANCE DROPS

PRE-PIPE ONLY

ANSUL PRE-PIPE ONLY
NO TANKS, RELEASE MECHANISMS,
GAS VALVES OR OTHER FIELD
INSTALLED COMPONENTS
PROVIDED BY HALTON.

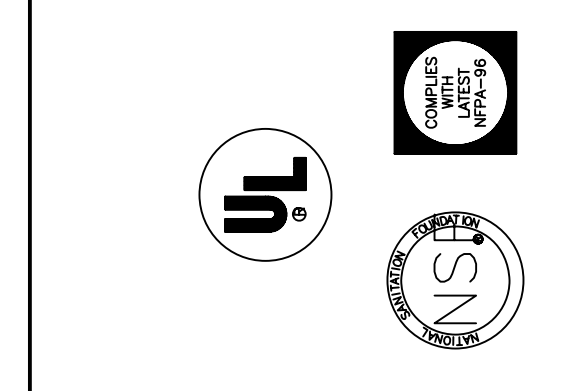
THIS DRAWING MUST BE CHECKED, SIGNED AND RETURNED TO THE APPROPRIATE FACTORY. PLEASE VERIFYING THE FOLLOWING:

1. ALL DIMENSIONAL INFORMATION, MOUNTING POSITIONS AND CLEARANCES.
2. THE LOCATION AND TYPE OF COOKING EQUIPMENT.

NOTE TO APPROVER
ANY CHANGES IN COOKING EQUIPMENT SUCH AS INCREASED ENERGY INPUTS OR EQUIPMENT CHANGES OCCUR, A RECALCULATION EXHAUST AIRFLOW MAY BE REQUIRED.

REVISE AND RESUBMIT
 APPROVED FOR FABRICATION
 WITH NO CHANGES
 WITH CHANGES AS NOTED

APPROVED BY: _____ DATE: _____



MAIL APPROVED DRAWINGS TO APPROPRIATE FACTORY BELOW:	WEBSITE: WWW.HALTONCOMPANY.COM
HALTON CO. (CANADA) 1021 BREVIK PLACE MISSISSAUGA, ON L4W 3R7 1-905-624-0301	HALTON CO. (USA) 101 INDUSTRIAL DRIVE SCOTTSDALE, KY 42164 1-270-237-5600
PROJECT: JOLIET JR. COLLEGE	DATE: 09.13.10
LOCATION: JOLIET, IL	BY: WU
DRAWN BY: B.G.	REVISION DESCRIPTION
SCALE: NOT TO SCALE	1 REV TO SHOW FRONT FACE MUA,DEPTH OF 61" CONT CAPTURE
CONSULTANT:	2
	3
	4
	5
	6
	7

PROJECT: JOLIET JR. COLLEGE
 LOCATION: JOLIET, IL
 DRAWN BY: B.G. DATE: 03.05.10
 SCALE: NOT TO SCALE
 CONSULTANT:

DRAWING TITLE:
 FIRE SYSTEM DETAILS
 DRAWING No.:
 U10-101
 REV. NO.: 1 SHEET NO.: 2 of 7



HOOD INFORMATION TABLE

HOOD NUMBER	HOOD MODEL	EXHAUST AIR FLOW REQUIREMENTS			GREASE EXTRACTOR			HOOD CONSTRUCTION	HOOD WEIGHT (LBS)					
		EXHAUST CFM	T.A.B. PORT STATIC PRESSURE	TOTAL HOOD STATIC PRESSURE	EXHAUST COLLAR									
					QTY.	LENGTH	WIDTH							
100	EO	1500	-	1.60"	1	12"	10"	2 1	20" 11"	16" 16"	BAFFLE	ALL 18GA. 304 S.S.	400	
-	-	-	-	-	-	-	-	-	-	-	-	-	-	-
-	-	-	-	-	-	-	-	-	-	-	-	-	-	-
-	-	-	-	-	-	-	-	-	-	-	-	-	-	-

TOTAL EXH. CFM = 1500

ELECTRICAL CONNECTION SCHEDULE

E1-H	120V, 15AMP	HOOD LIGHT POWER - 3 WIRES
-	-	-
-	-	-
-	-	-

GENERAL SPECIFICATIONS

- HOOD CONSTRUCTION AND DESIGN MEETS NFPA 96 AND UL 710 STANDARD.
- HOOD IS NSF AND ETL LISTED UNDER THE FOLLOWING FILE NUMBER: ETL #3186876PRT-001
- ALL INSTALLATION WORK IS TO BE PERFORMED BY QUALIFIED PERSONS AND IN ACCORDANCE WITH STATE AND LOCAL BUILDING CODE REQUIREMENTS.
- THE INSTALLATION SHALL BE IN ACCORDANCE WITH NFPA 96, REMOVAL OF SMOKE AND GREASE LADEN VAPORS FROM COMMERCIAL COOKING EQUIPMENT.
- ALL EXHAUST DUCTWORK AND TRANSITIONS ARE TO BE PROVIDED BY THE HVAC CONTRACTOR.
- CLEARANCE FROM HOOD AND DUCTS TO COMBUSTIBLE MATERIAL SHALL BE PER APPLICABLE BUILDING CODES.
- FOR PROPER OPERATION OF THE HOOD SYSTEM, IT IS THE RESPONSIBILITY OF THE GENERAL CONTRACTOR TO HAVE THE HOOD BALANCED AND TESTED TO ENSURE THAT THE EXHAUST AND SUPPLY REQUIREMENTS OF THE HOOD ARE MET.

INSTALLATION REQUIREMENTS

KITCHEN EQUIPMENT CONTRACTOR'S REQUIREMENTS

- PROVIDE DRAWINGS TO APPROPRIATE TRADES REFERENCING UTILITY SERVICE AND COORDINATE FINAL CONNECTION.
- DELIVER, ASSEMBLE AND INSTALL HALTON SYSTEM PER DRAWING.
- FURNISH WIRING AND PLUMBING DIAGRAMS TO END USER.
- THE K.E.C. MUST INFORM HALTON OF ANY CHANGES IN EQUIPMENT OR BUILDING STRUCTURE. FIELD MODIFICATIONS ARE THE RESPONSIBILITY OF THE K.E.C.
- IF HALTON MANUAL EXHAUST VOLUME DAMPERS ARE PROVIDED, THE K.E.C. IS RESPONSIBLE FOR THEIR INSTALLATION OR TO MAKE ARRANGEMENTS WITH OTHER TRADES FOR THEIR INSTALLATION.

ELECTRICAL CONTRACTOR'S REQUIREMENTS

- PROVIDE AND CONNECT ALL REQUIRED VOLTAGES, CONNECTORS, WIRING, CONDUIT, ETC., PER NEC AND ALL APPLICABLE LOCAL CODES.

ELECTRICAL EQUIPMENT REQUIREMENTS

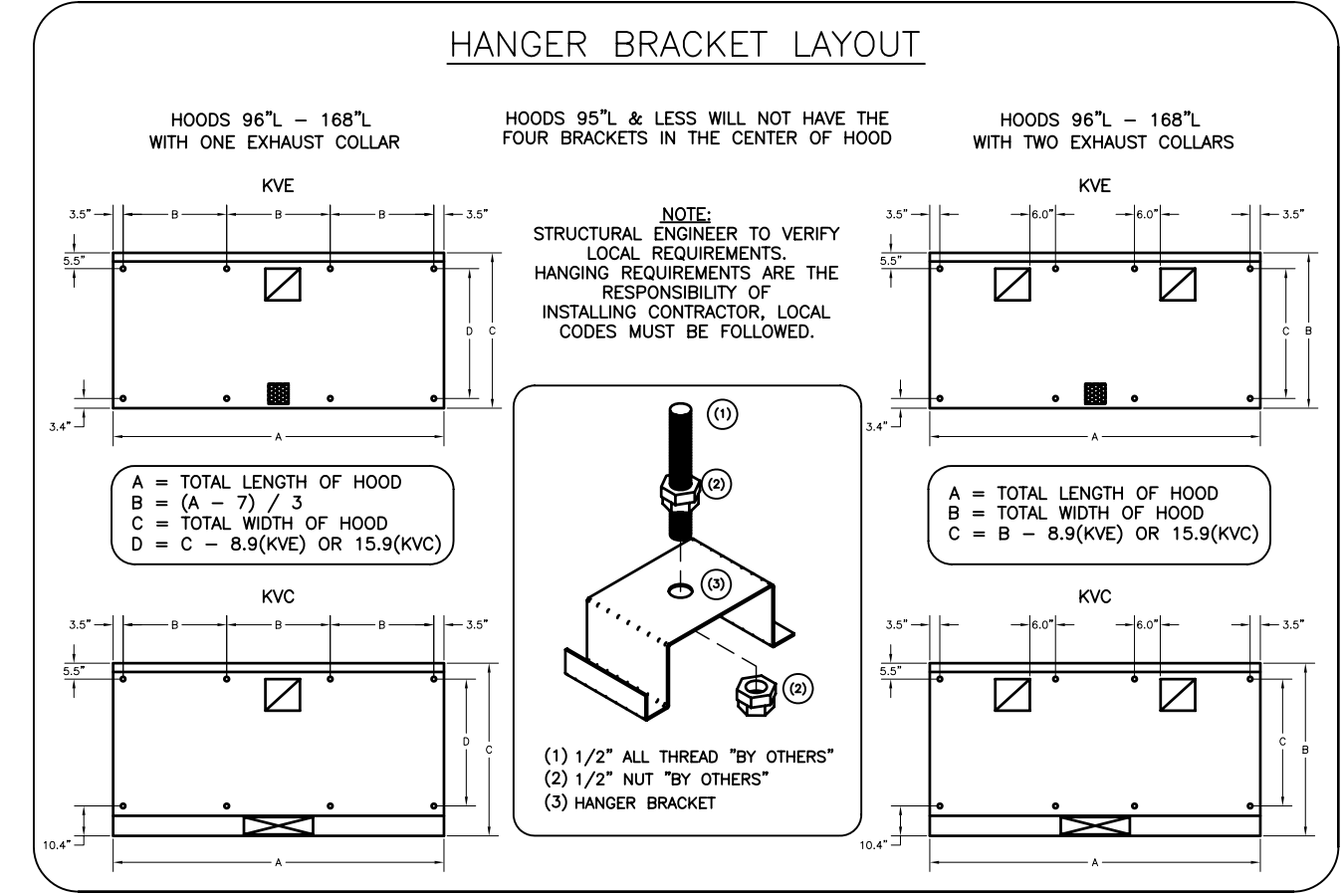
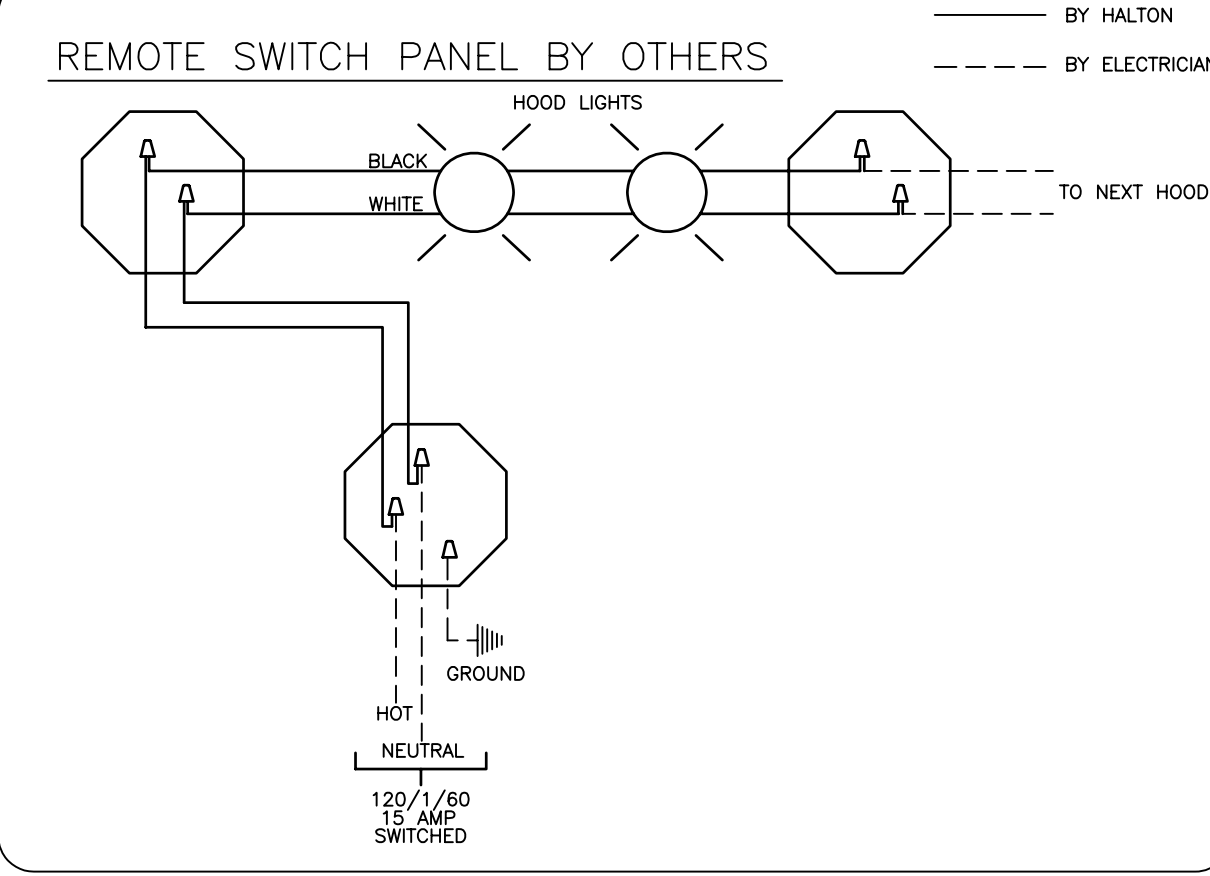
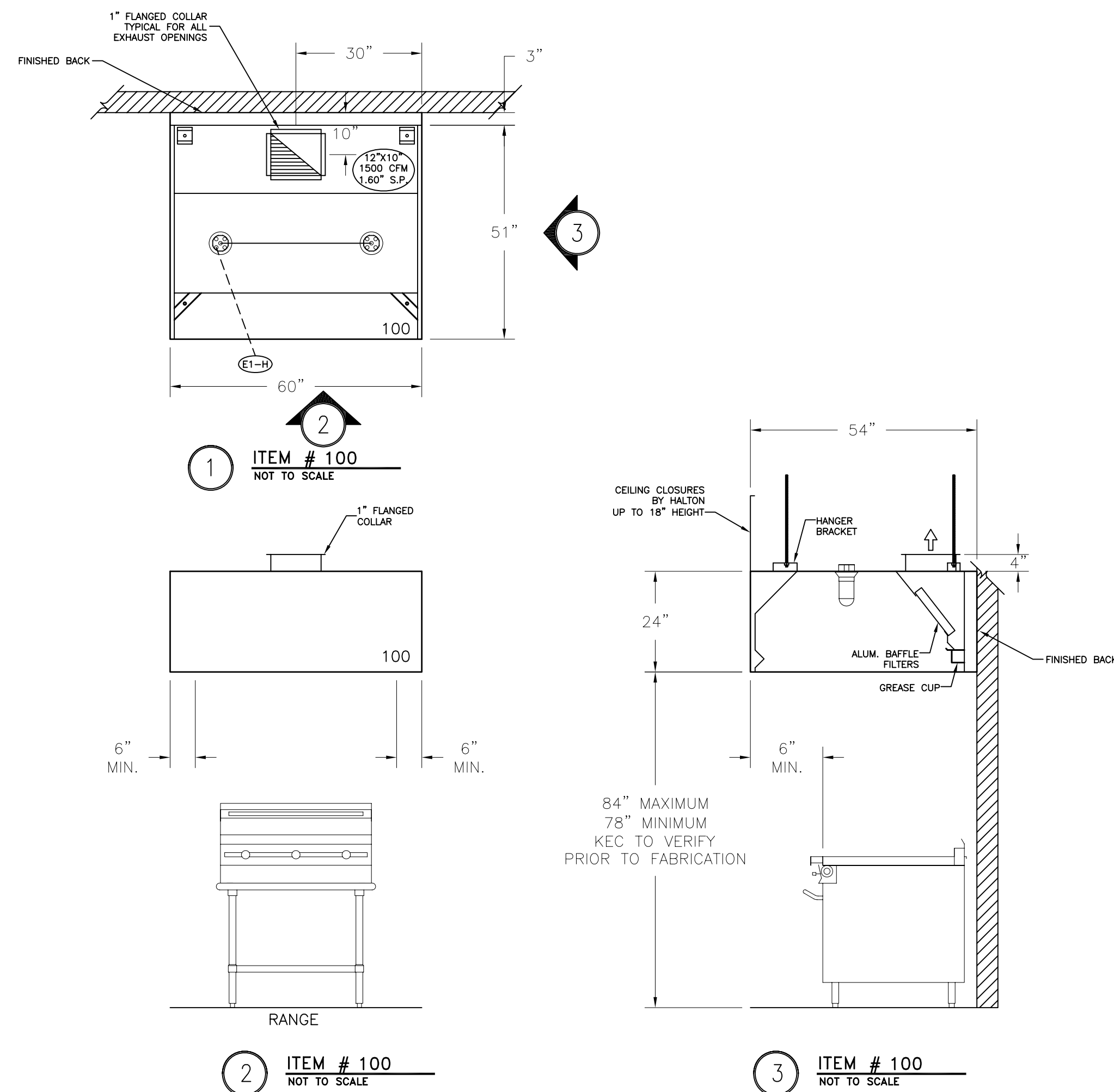
- FLUORESCENT LIGHT FIXTURE 40 WATT MAX BULB= .67 AMP EA.
- RECESSED INCANDESCENT LIGHT FIXTURE 150 WATT MAX BULB= 1.25 AMP EA.
- GLOBE INCANDESCENT LIGHT FIXTURE 100 WATT MAX BULB= .83 AMP EA.
- LED LIGHT FIXTURES= .30 AMP EA.

ALL HOOD CIRCUITS ARE NOT TO EXCEED 15 AMP

CEILING HEIGHT NOTE

IF HALTON COMPANY IS TO PROVIDE CEILING CLOSURE PANELS, THE EXACT DIMENSION OF THE FINISHED CEILING HEIGHT MUST BE PROVIDED PRIOR TO RELEASE.

FINISHED CEILING HEIGHT A.F.F.: _____




THIS DRAWING MUST BE CHECKED, SIGNED AND RETURNED TO THE APPROPRIATE FACTORY. PLEASE VERIFYING THE FOLLOWING:

- ALL DIMENSIONAL INFORMATION, MOUNTING POSITIONS AND CLEARANCES.
- THE LOCATION AND TYPE OF COOKING EQUIPMENT.

NOTE TO APPROVER: ANY CHANGES IN COOKING EQUIPMENT SUCH AS INCREASED ENERGY INPUTS OR EQUIPMENT CHANGES OCCUR, A RECALCULATION EXHAUST AIRFLOW MAY BE REQUIRED.

APPROVED FOR FABRICATION: REVISE AND RESUBMIT WITH NO CHANGES WITH CHANGES AS NOTED

APPROVED BY: _____ DATE: _____



MAIL APPROVED DRAWINGS TO APPROPRIATE FACTORY BELOW: WEBSITE: WWW.HALTONCOMPANY.COM

HALTON CO. (CANADA)	HALTON CO. (USA)	DATE
1021 BREVIK PLACE	101 INDUSTRIAL DRIVE	09.13.10
MISSISSAUGA, ON L4W 3R7	SCOTTSDALE, KY 42164	
1-905-624-0301	1-270-237-5600	

REVISION DESCRIPTION

REV.	DESCRIPTION	BY	DATE
1	REVISED LIGHTING TO INCANDESCENT LIGHTING FINISHED BACK	WU	09.13.10
2			
3			
4			
5			
6			
7			

PROJECT: JOLIET JR. COLLEGE

LOCATION: JOLIET, IL

DRAWN BY: B.G. DATE: 03.05.10

SCALE: NOT TO SCALE

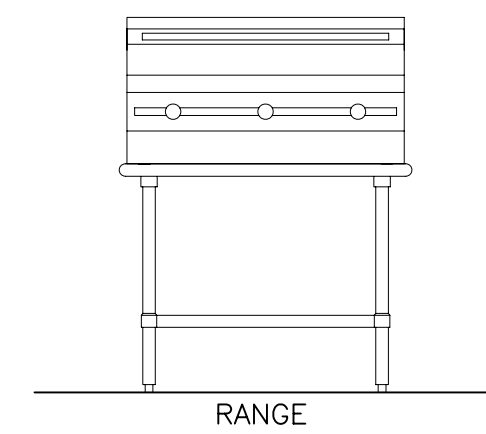
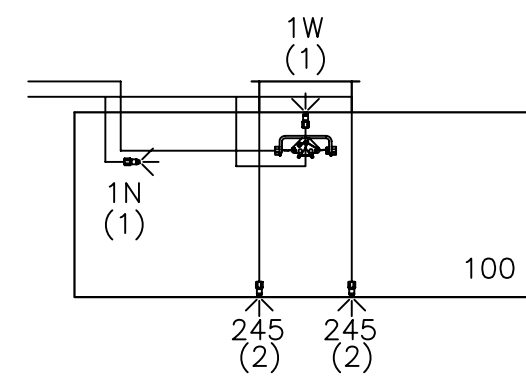
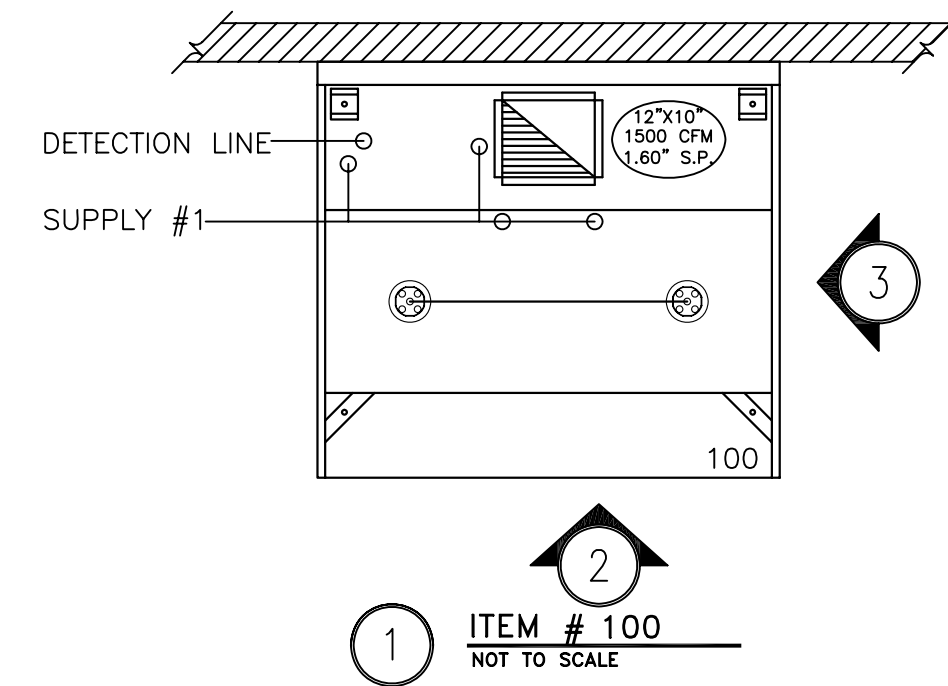
CONSULTANT:

DRAWING TITLE: HOOD DETAILS

DRAWING No.: U10-101

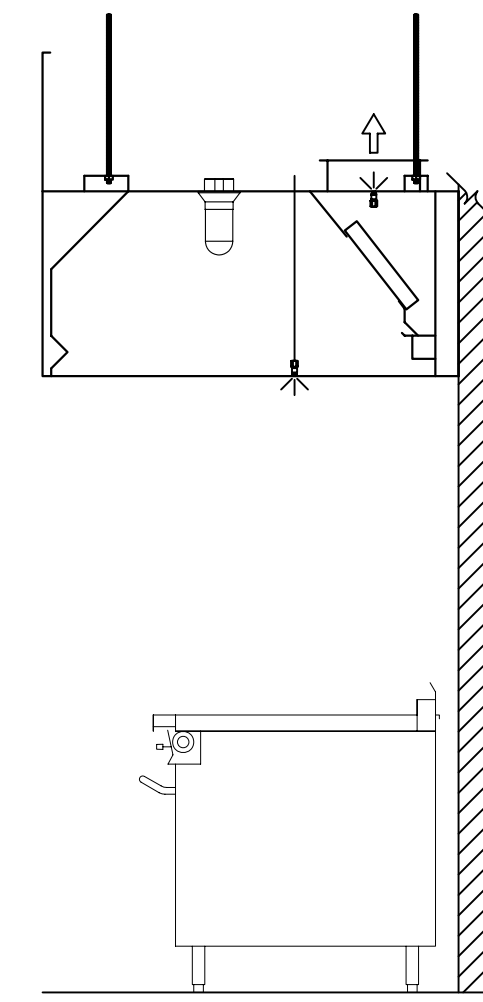
REV. NO.: 1 SHEET NO.: 3 of 7





2 ITEM # 100
NOT TO SCALE


- 1) ANSUL R-102 FIRE SYSTEM
- 2) PRE-PIPE ONLY
- 3) 3/8" BLACK IRON PIPING W/3/8" S.S. APPLIANCE DROPS



3 ITEM # 100
NOT TO SCALE

PRE-PIPE ONLY
ANSUL PRE-PIPE ONLY
NO TANKS, RELEASE MECHANISMS,
GAS VALVES OR OTHER FIELD
INSTALLED COMPONENTS
PROVIDED BY HALTON.

THIS DRAWING MUST BE CHECKED, SIGNED AND RETURNED TO THE APPROPRIATE FACTORY.
PLEASE VERIFYING THE FOLLOWING:
1. ALL DIMENSIONAL INFORMATION, MOUNTING POSITIONS AND CLEARANCES.
2. THE LOCATION AND TYPE OF COOKING EQUIPMENT.
NOTE TO APPROVER
ANY CHANGES IN COOKING EQUIPMENT SUCH AS INCREASED ENERGY INPUTS OR EQUIPMENT CHANGES OCCUR, A RECALCULATION EXHAUST AIRFLOW MAY BE REQUIRED.
 REVISE AND RESUBMIT
 APPROVED FOR FABRICATION
 WITH NO CHANGES
 WITH CHANGES AS NOTED



MAIL APPROVED DRAWINGS TO APPROPRIATE FACTORY BELOW:		WEBSITE: WWW.HALTONCOMPANY.COM	
HALTON CO. (CANADA) 1021 BREVIK PLACE MISSISSAUGA, ON L4W 3R7 1-905-624-0301		HALTON CO. (USA) 101 INDUSTRIAL DRIVE SCOTTSDALE, KY 42164 1-270-237-5600	
REV.	REVISION DESCRIPTION	BY	DATE
1	REVISED LIGHTING	WU	09.13.10
2			
3			
4			
5			
6			
7			

PROJECT: JOLIET JR. COLLEGE
LOCATION: JOLIET, IL
DRAWN BY: B.G. DATE: 03.05.10
SCALE: NOT TO SCALE
CONSULTANT:

DRAWING TITLE: FIRE SYSTEM DETAILS
DRAWING No.: U10-101
REV. NO.: 1 SHEET NO.: 4 of 7

Halton

HOOD INFORMATION TABLE

HOOD NUMBER	HOOD MODEL	EXHAUST AIR FLOW REQUIREMENTS						GREASE EXTRACTOR			SUPPLY AIR REQUIREMENTS						HOOD CONSTRUCTION	HOOD WEIGHT (LBS)	PLENUM WEIGHT (LBS)
		EXHAUST CFM	T.A.B. PORT STATIC PRESSURE	TOTAL HOOD STATIC PRESSURE	EXHAUST COLLAR			QTY.	SIZE		TYPE	SUPPLY CFM	SUPPLY STATIC PRESSURE	SUPPLY COLLAR					
					QTY.	LENGTH	WIDTH		L	H				QTY.	LENGTH	WIDTH			
72L	EO	2350	-	1.60"	1	19"	10"	3	20"	16"	BAFFLE	1410	.20"	1	24"	12"	ALL 18GA. 304 S.S.	665	94
72R	EO	2350	-	1.60"	1	19"	10"	3	20"	16"	BAFFLE	1410	.20"	1	24"	12"	ALL 18GA. 304 S.S.	665	94
-	-	-	-	-	-	-	-	-	-	-	-	-	-	-	-	-	-	-	-
-	-	-	-	-	-	-	-	-	-	-	-	-	-	-	-	-	-	-	-

TOTAL EXH. CFM = 4700

TOTAL SUPPLY CFM = 2820

ELECTRICAL CONNECTION SCHEDULE

E1-H	120V, 15AMP - HOOD LIGHT POWER - 3 WIRES
E2-H	FIELD CONNECTION FOR HOOD LIGHTS
-	-
-	-

GENERAL SPECIFICATIONS

- HOOD CONSTRUCTION AND DESIGN MEETS NFPA 96 AND UL 710 STANDARD.
- HOOD IS NSF AND ETL LISTED UNDER THE FOLLOWING FILE NUMBER: ETL #3186876PRT-001
- ALL INSTALLATION WORK IS TO BE PERFORMED BY QUALIFIED PERSONS AND IN ACCORDANCE WITH STATE AND LOCAL BUILDING CODE REQUIREMENTS.
- THE INSTALLATION SHALL BE IN ACCORDANCE WITH NFPA 96, REMOVAL OF SMOKE AND GREASE LADEN VAPORS FROM COMMERCIAL COOKING EQUIPMENT.
- ALL EXHAUST DUCTWORK AND TRANSITIONS ARE TO BE PROVIDED BY THE HVAC CONTRACTOR.
- CLEARANCE FROM HOOD AND DUCTS TO COMBUSTIBLE MATERIAL SHALL BE PER APPLICABLE BUILDING CODES.
- FOR PROPER OPERATION OF THE HOOD SYSTEM, IT IS THE RESPONSIBILITY OF THE GENERAL CONTRACTOR TO HAVE THE HOOD BALANCED AND TESTED TO ENSURE THAT THE EXHAUST AND SUPPLY REQUIREMENTS OF THE HOOD ARE MET.

INSTALLATION REQUIREMENTS

KITCHEN EQUIPMENT CONTRACTOR'S REQUIREMENTS

- PROVIDE DRAWINGS TO APPROPRIATE TRADES REFERENCING UTILITY SERVICE AND COORDINATE FINAL CONNECTION.
- DELIVER, ASSEMBLE AND INSTALL HALTON SYSTEM PER DRAWING.
- FURNISH WIRING AND PLUMBING DIAGRAMS TO END USER.
- THE K.E.C. MUST INFORM HALTON OF ANY CHANGES IN EQUIPMENT OR BUILDING STRUCTURE. FIELD MODIFICATIONS ARE THE RESPONSIBILITY OF THE K.E.C.
- IF HALTON MANUAL EXHAUST VOLUME DAMPERS ARE PROVIDED, THE K.E.C. IS RESPONSIBLE FOR THEIR INSTALLATION OR TO MAKE ARRANGEMENTS WITH OTHER TRADES FOR THEIR INSTALLATION.

ELECTRICAL CONTRACTOR'S REQUIREMENTS

- PROVIDE AND CONNECT ALL REQUIRED VOLTAGES, CONNECTORS, WIRING, CONDUIT, ETC., PER NEC AND ALL APPLICABLE LOCAL CODES.

ELECTRICAL EQUIPMENT REQUIREMENTS

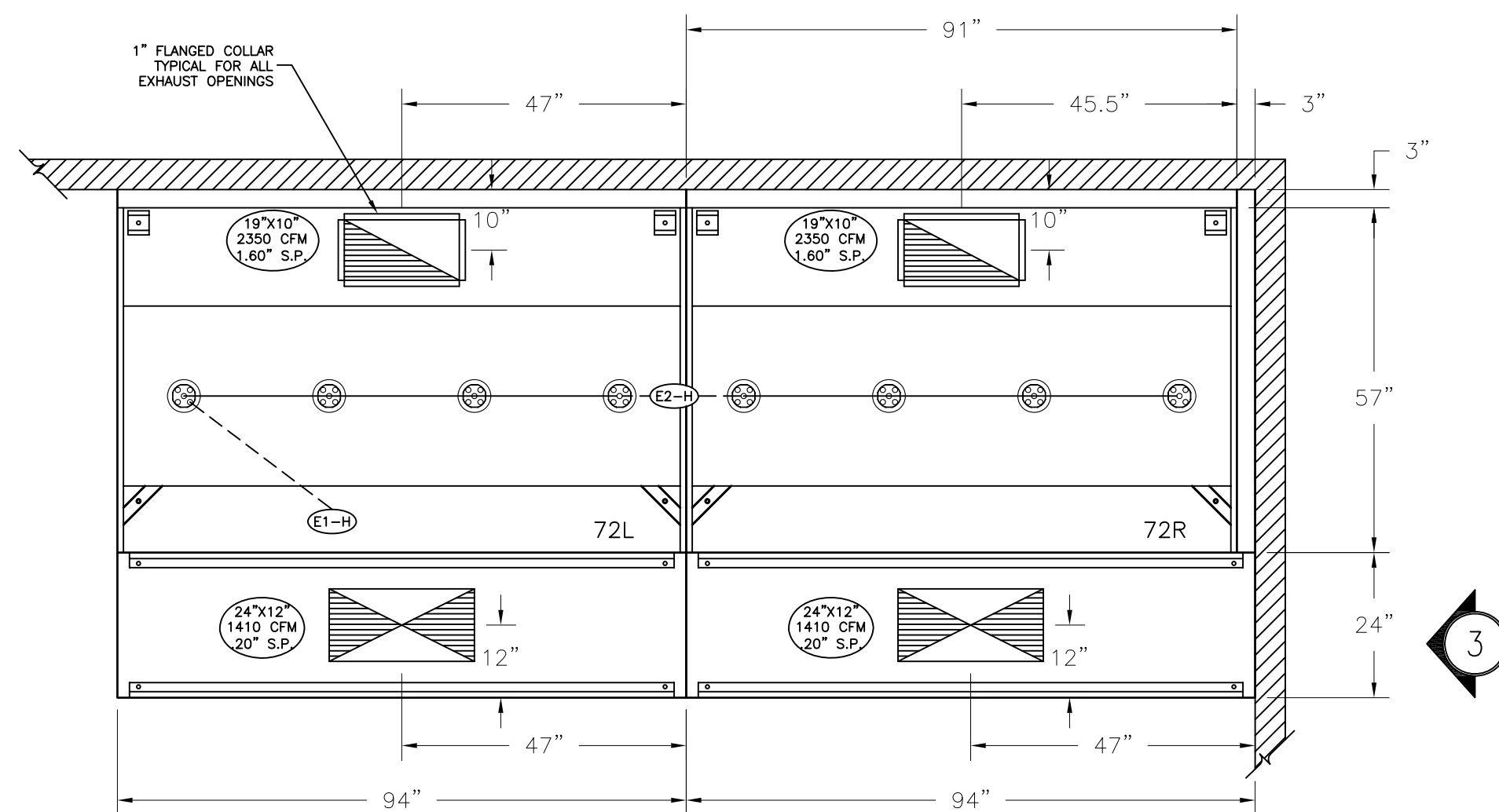
- FLUORESCENT LIGHT FIXTURE
40 WATT MAX BULB= .67 AMP EA.
- RECESSED INCANDESCENT LIGHT FIXTURE
150 WATT MAX BULB= 1.25 AMP EA.
- GLOBE INCANDESCENT LIGHT FIXTURE
100 WATT MAX BULB= .83 AMP EA.
- LED LIGHT FIXTURES= .30 AMP EA.

ALL HOOD CIRCUITS ARE NOT TO EXCEED 15 AMP

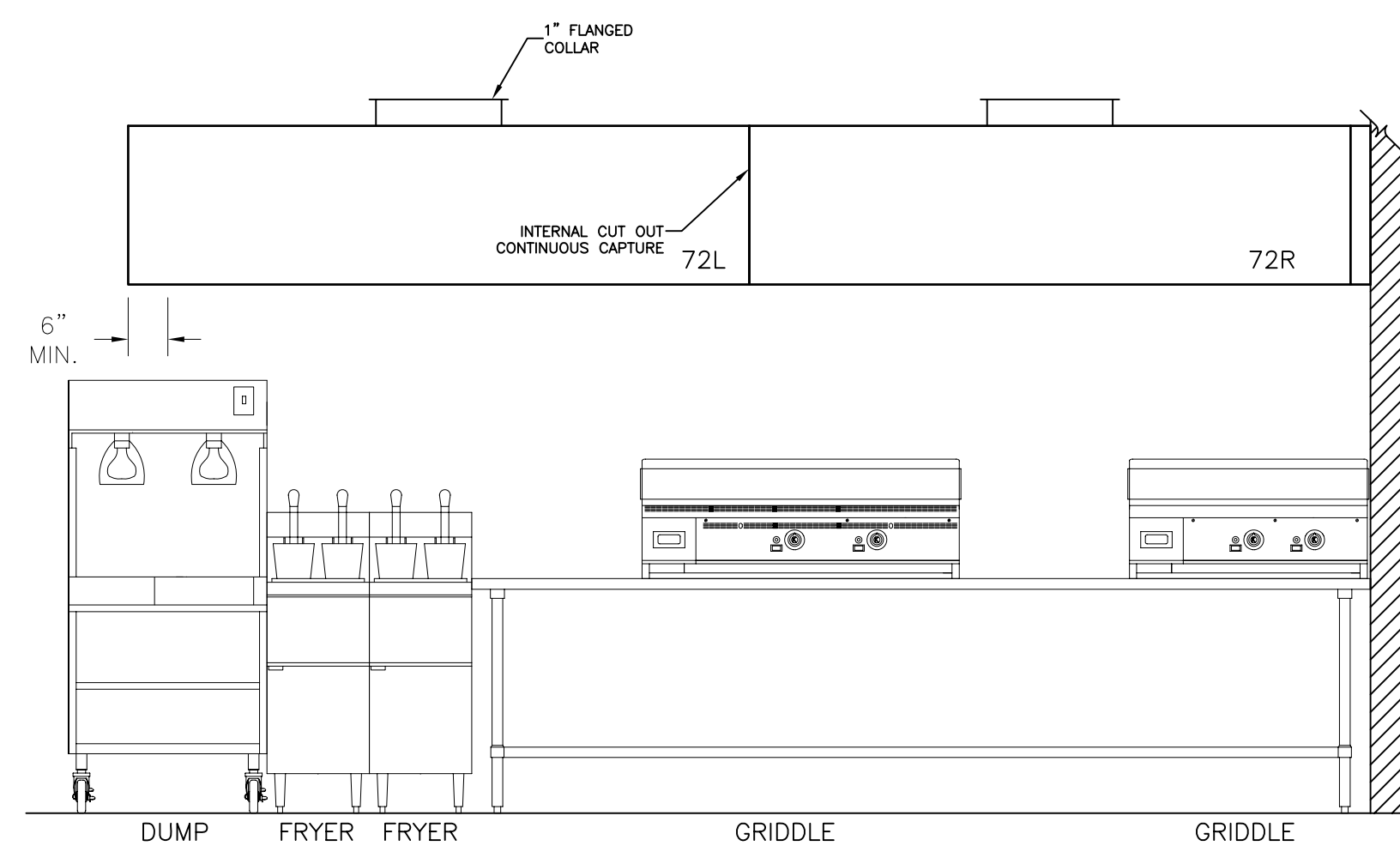
CEILING HEIGHT NOTE

IF HALTON COMPANY IS TO PROVIDE CEILING CLOSURE PANELS, THE EXACT DIMENSION OF THE FINISHED CEILING HEIGHT MUST BE PROVIDED PRIOR TO RELEASE.

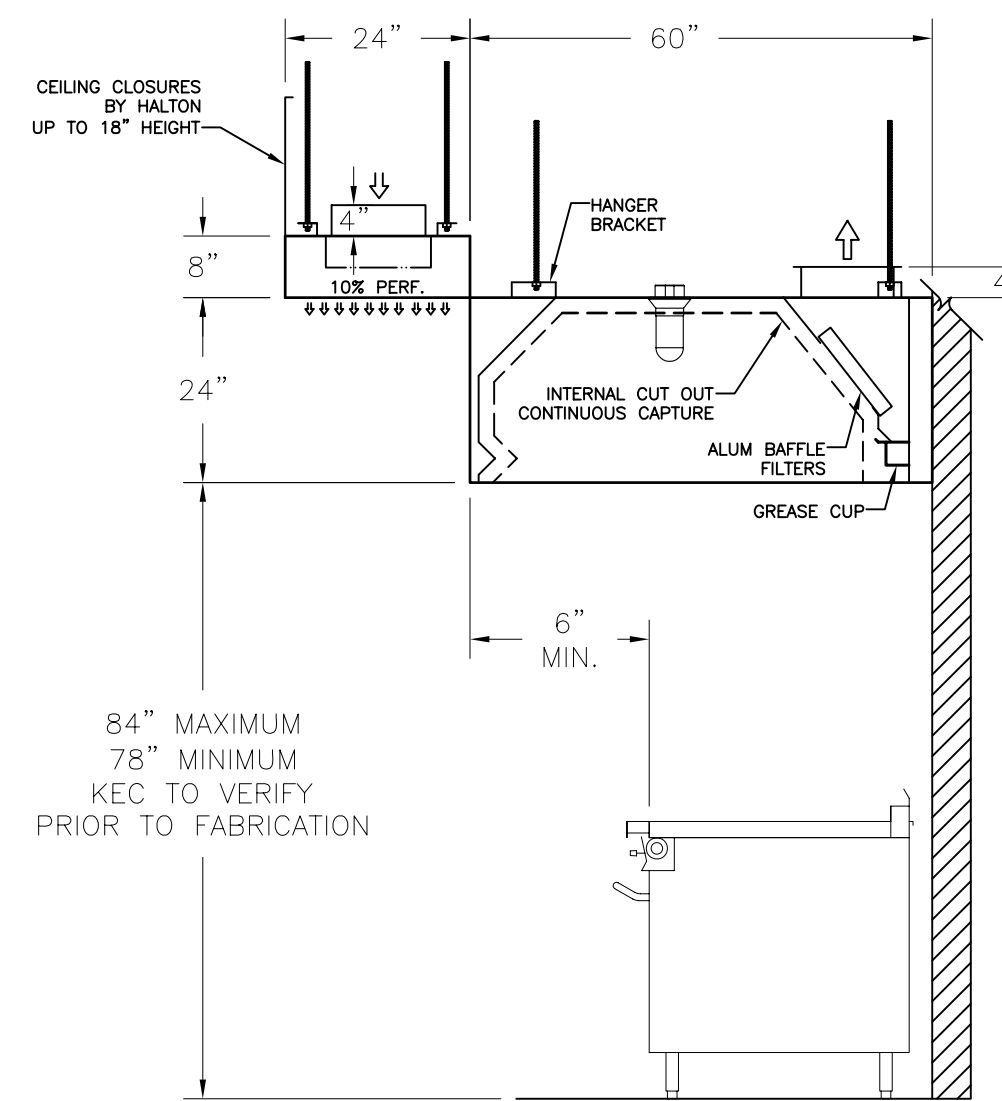
FINISHED CEILING HEIGHT A.F.F.: _____



1 ITEM # 72L & R NOT TO SCALE

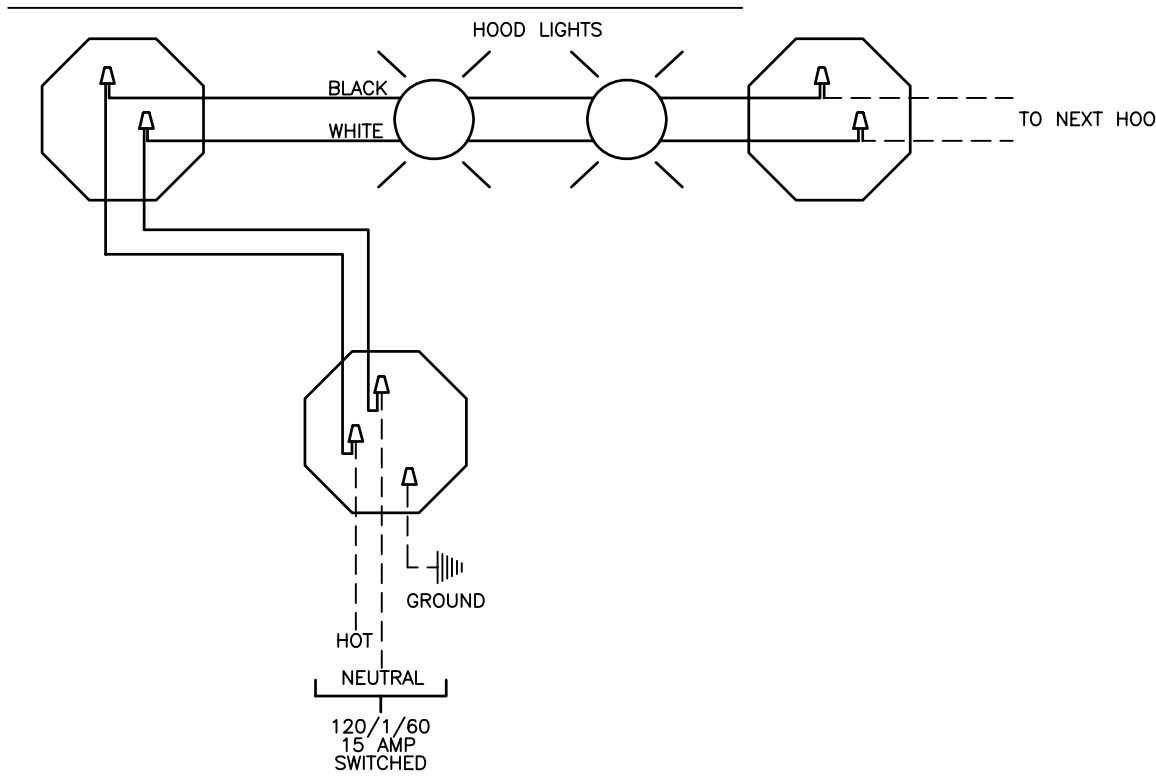


2 ITEM # 72L & R NOT TO SCALE

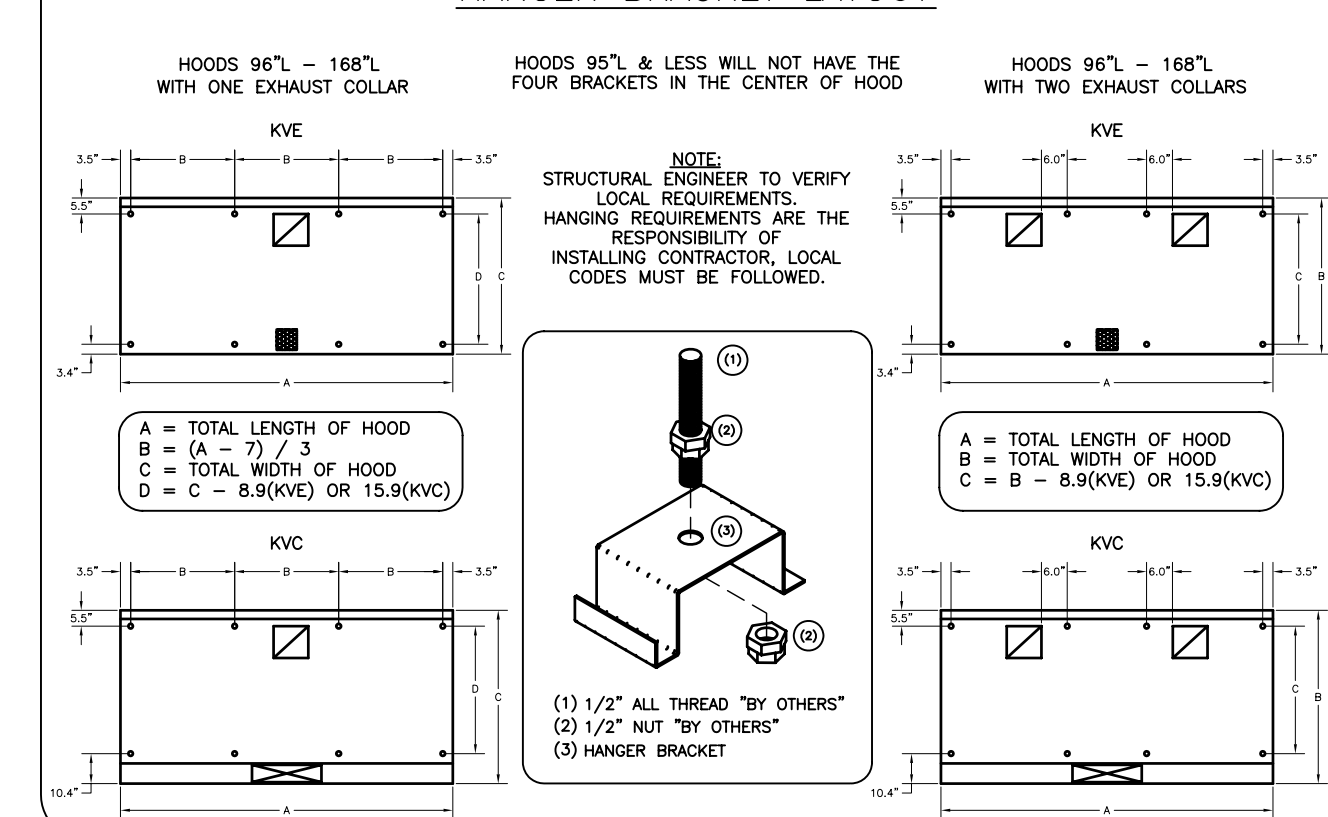


3 ITEM # 72L & R NOT TO SCALE

REMOTE SWITCH PANEL BY OTHERS



HANGER BRACKET LAYOUT




THIS DRAWING MUST BE CHECKED, SIGNED AND RETURNED TO THE APPROPRIATE FACTORY. PLEASE VERIFYING THE FOLLOWING:

- ALL DIMENSIONAL INFORMATION, MOUNTING POSITIONS AND CLEARANCES.
- THE LOCATION AND TYPE OF COOKING EQUIPMENT.

NOTE TO APPROVER: ANY CHANGES IN COOKING EQUIPMENT SUCH AS INCREASED ENERGY INPUTS OR EQUIPMENT CHANGES OCCUR, A RECALCULATION EXHAUST AIRFLOW MAY BE REQUIRED.

REVISION AND RESUBMIT: REVISE AND RESUBMIT APPROVED FOR FABRICATION WITH NO CHANGES WITH CHANGES AS NOTED

APPROVED BY: _____ DATE: _____



MAIL APPROVED DRAWINGS TO APPROPRIATE FACTORY BELOW: WEBSITE: WWW.HALTONCOMPANY.COM

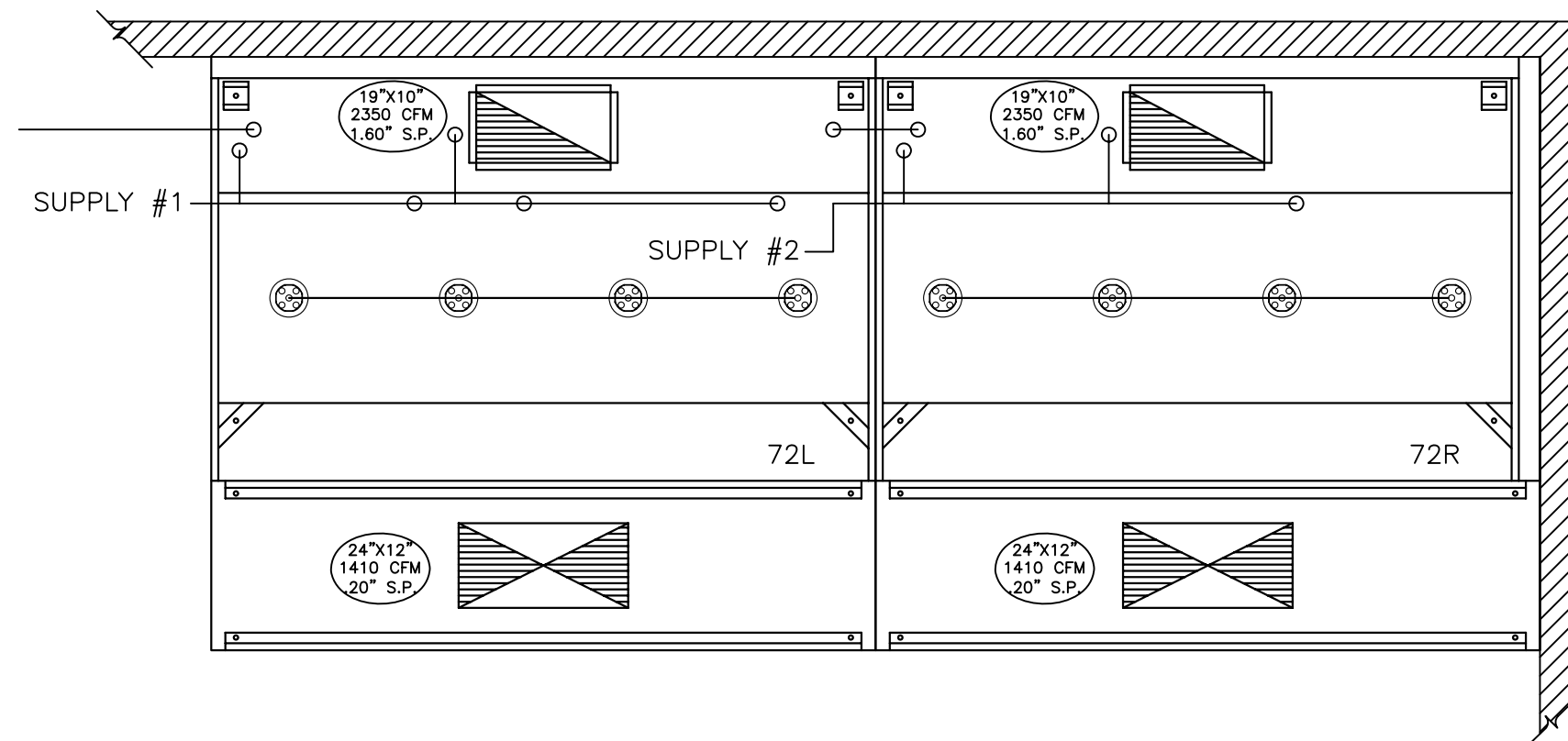
PROJECT:	JOLIET JR. COLLEGE	LOCATION:	JOLIET, IL	DATE:	03.05.10
DRAWN BY:	B.G.	SCALE:	NOT TO SCALE	CONSULTANT:	
REVISION DESCRIPTION	DATE	BY	WU	09.13.10	
1 REVISED LIGHTING					
2					
3					
4					
5					
6					
7					

DRAWING TITLE: HOOD DETAILS

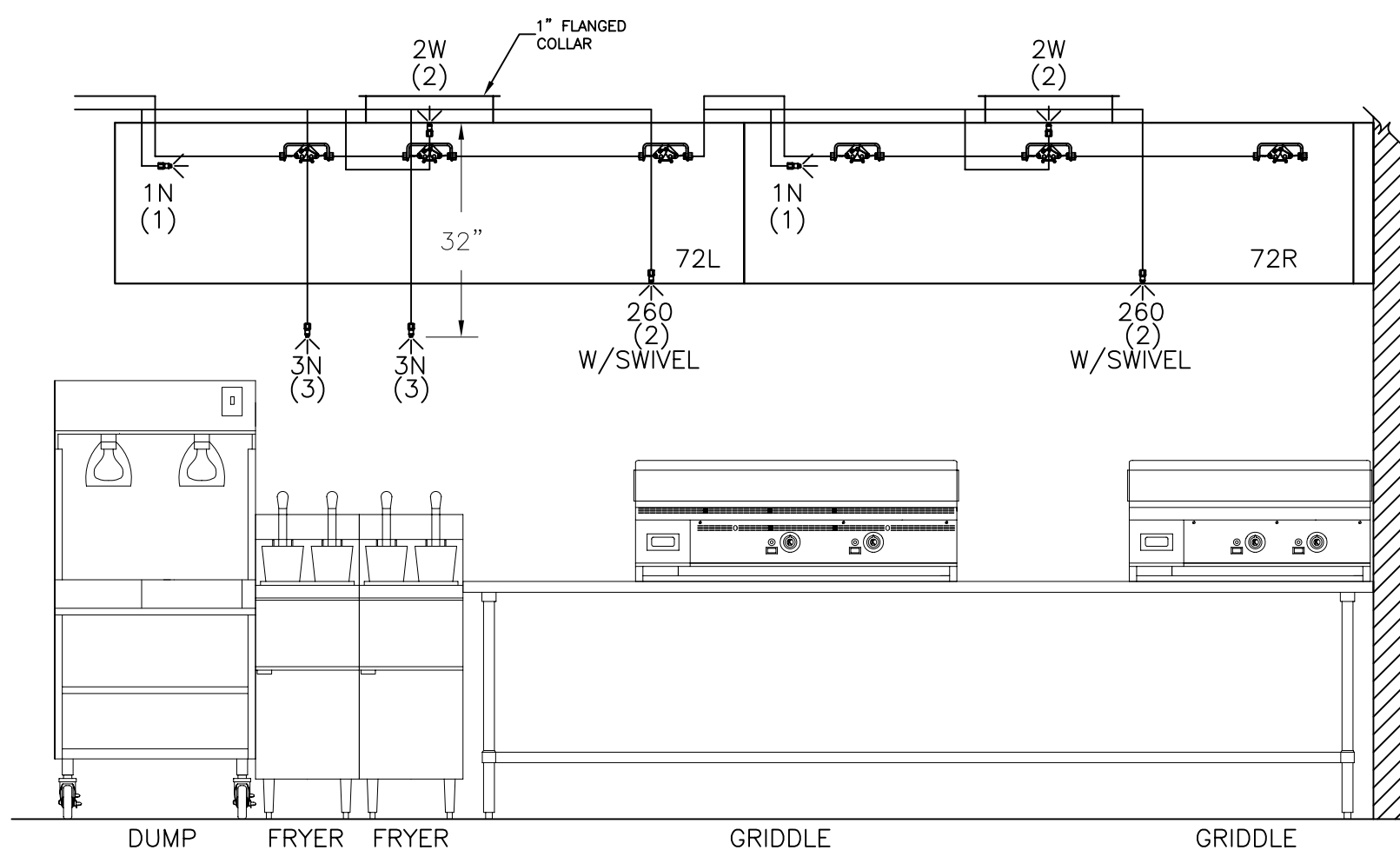
DRAWING No.: U10-101

REV. NO.: 1 SHEET NO.: 5 of 7





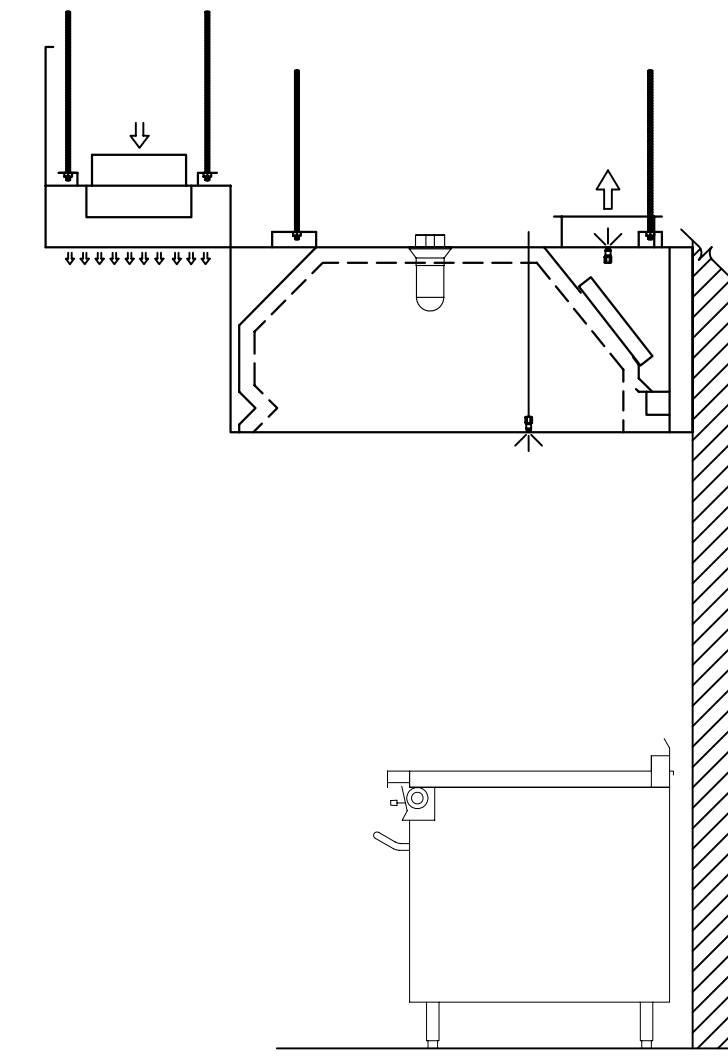
1 ITEM # 72L & R
NOT TO SCALE



2 ITEM # 72L & R
NOT TO SCALE

- 1) ANSUL R-102 FIRE SYSTEM
- 2) PRE-PIPE ONLY
- 3) 3/8" BLACK IRON PIPING W/3/8" S.S. APPLIANCE DROPS

3



3 ITEM # 72L & R
NOT TO SCALE

PRE-PIPE ONLY

ANSUL PRE-PIPE ONLY
NO TANKS, RELEASE MECHANISMS,
GAS VALVES OR OTHER FIELD
INSTALLED COMPONENTS
PROVIDED BY HALTON.


THIS DRAWING MUST BE CHECKED, SIGNED AND RETURNED TO THE APPROPRIATE FACTORY. PLEASE VERIFYING THE FOLLOWING:

1. ALL DIMENSIONAL INFORMATION, MOUNTING POSITIONS AND CLEARANCES.
2. THE LOCATION AND TYPE OF COOKING EQUIPMENT.

NOTE TO APPROVER
ANY CHANGES IN COOKING EQUIPMENT SUCH AS INCREASED ENERGY INPUTS OR EQUIPMENT CHANGES OCCUR, A RECALCULATION EXHAUST AIRFLOW MAY BE REQUIRED.

REVISE AND RESUBMIT
 APPROVED FOR FABRICATION
 WITH NO CHANGES
 WITH CHANGES AS NOTED

APPROVED BY: _____ DATE: _____



MAIL APPROVED DRAWINGS TO APPROPRIATE FACTORY BELOW:		WEBSITE: WWW.HALTONCOMPANY.COM	
HALTON CO. (CANADA) 1021 BREVIK PLACE MISSISSAUGA, ON L4W 3R7 1-905-624-0301		HALTON CO. (USA) 101 INDUSTRIAL DRIVE SCOTTSDALE, KY 42164 1-270-237-5600	
REV.	REVISION DESCRIPTION	BY	DATE
1	REVISED LIGHTING	WU	09.13.10
2			
3			
4			
5			
6			
7			

PROJECT: JOLIET JR. COLLEGE
LOCATION: JOLIET, IL
DRAWN BY: B.G. DATE: 03.05.10
SCALE: NOT TO SCALE
CONSULTANT:

DRAWING TITLE:
FIRE SYSTEM DETAILS
DRAWING No.:
U10-101
REV. NO.: 1 SHEET NO.: 6 of 7



ITEM# 40		HALTON - UTILITY SCHEDULE FOR KDS															
ITEM NO.	EQUIPMENT DESCRIPTION TYPE/ MAKE/ MODEL	208/120/3Ø/60 ELECTRIC				GAS				COLD WATER				HOT WATER			
		CONN. NO.	LINE NO.	AMP. VOLTS/Ø	BREAKER REC. PLUG LEN. (AMP/POLE) TYPE (FT)	CONN. NO.	MBH	APPL. CON.	HOSE DIA. (IN)	CONN. LEN. (FT)	CONN. NO.	DIA. (IN)	CONN. LEN. (FT)	CONN. NO.	DIA. (IN)	CONN. LEN. (FT)	
36	HAND SINK & FAUCET/ EAGLE/ HSA-10-FE																
41	WATER FILTER/ EVERPURE/ EV9797-21 (SERVES ITEM #42) (BY HALTON)																
42	COMBI-OVEN/ RATIONAL/ CM-202-G	42E	L1	2.5	120/1	15/1	GFCI	M		42G	240	1"	1"	BV, QD	5	42C 3/4" QD 5	
43	TILT SKILLET/ CLEVELAND/ SGL-40-T1	43E	L3	10	120/1	15/1	GFCI	M		43G	200	3/4"	3/4"	BV, QD	5	43C 1/2" QD 5	
46	WATER FILTER/ EVERPURE/ EV9797-21 (SERVES ITEM #47) (BY HALTON)																
47	CONV. STEAMER/ CLEVELAND/ 24-CGM-200	47E	L1	1	120/1	15/1	AR	B	5	47G	220	3/4"	3/4"	BV, QD	5	47C 3/8" QD 5	
48	GRIDDLE/ JADE RANGE/ JGT-2448									48G	96	3/4"	3/4"	BV, QD	5	48C 3/4" QD 5	
49	RANGE/ JADE RANGE/ JTRH-6-36C	49E	L2	4	120/1	15/1	GFCI	M		49G	180	1-1/4"	1-1/4"	BV, QD	5	49C 3/4" QD 5	
50	DEEP FRYER/ ANETS/ 18E	50E1	L1	2	120/1	15/1	GFCI	M		50G1	200	3/4"	3/4"	BV, QD	5	50C 3/4" QD 5	
	FILTER & FOOD WARMER/ ANETS/ FILT II-14W	50E2	L2	2	120/1	15/1	GFCI	M		50G2	200	3/4"	3/4"	BV, QD	5	50C 3/4" QD 5	
		50E3	L3	8	120/1	15/1	GFCI	M									
		50E4	L3	1	120/1	15/1	GFCI	M									
52	COMBI-OVEN/ RATIONAL/ CM62G ON CM102G	52E1	L2	1	120/1	15/1	GFCI	M		52G1	81	3/4"	3/4"	BV, QD	5	52C1 3/4" QD 5	
		52E2	L1	1	120/1	15/1	GFCI	M		52G2	120	3/4"	3/4"	BV, QD	5	52C2 3/4" QD 5	
										52G3	120	3/4"	3/4"	BV, QD	5	52C3 3/4" QD 5	
										52G4	120	3/4"	3/4"	BV, QD	5	52C4 3/4" QD 5	
55	CHARBROILER/ JADE RANGE/ JMRH-24B									55G	60	1-1/4"	1-1/4"	BV, QD	5	55C 3/4" QD 5	
LX	HOOD LIGHTS/ FAN SWITCH				120/1	20/1											
AUX1	CONVENIENCE OUTL.#1-DCO	AUX1	L1	12	120/1	15/1	GFCI										
AUX2	CONVENIENCE OUTL.#2-DCO	AUX2	L2	12	120/1	15/1	GFCI										
APPLIANCE LOAD PER LINE		L1=18.5, L2=19A, L3=19A				95.3				MBH				1" NPT			
MFG SYSTEM CAPACITY		23.8 AMPS (25% Safety incl.)				2275				MBH				NPT(FILTERED)			
FUTURE RESERVE		45 AMPS				678				MBH							
APPROXIMATE WEIGHT= 2640 lbs/ 1197 kg		BREAKER SIZE				80 AMPS				1-1/2" NPT				40 PSIG			
		208/120/3Ø/60 ELECTRIC				LOOPED GAS				COLD WATER				HOT WATER			

NOTE: CONFIRM EQUIPMENT UTILITY CONNECTION LOCATIONS, & SUPPLY LOADINGS AND SIZES.

NOTE: REDUCERS FOR GAS CONNECTION SUPPLIED BY HALTON (WHERE APPLICABLE)

NOTE: KDS SHIPS IN TWO (2) PIECES.(CONFIRM)

NOTE: ALL MAIN RISER SERVICES ARE FROM ABOVE.

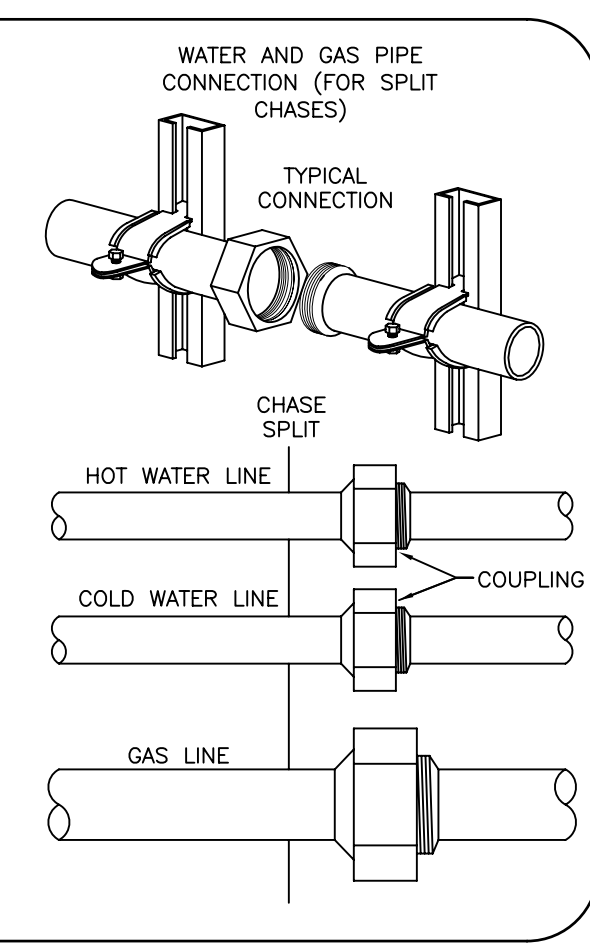
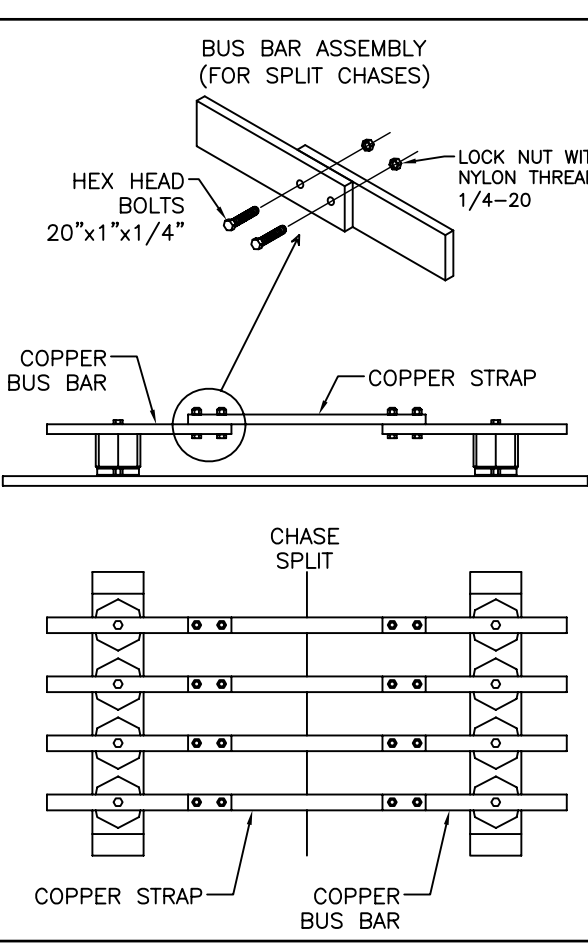
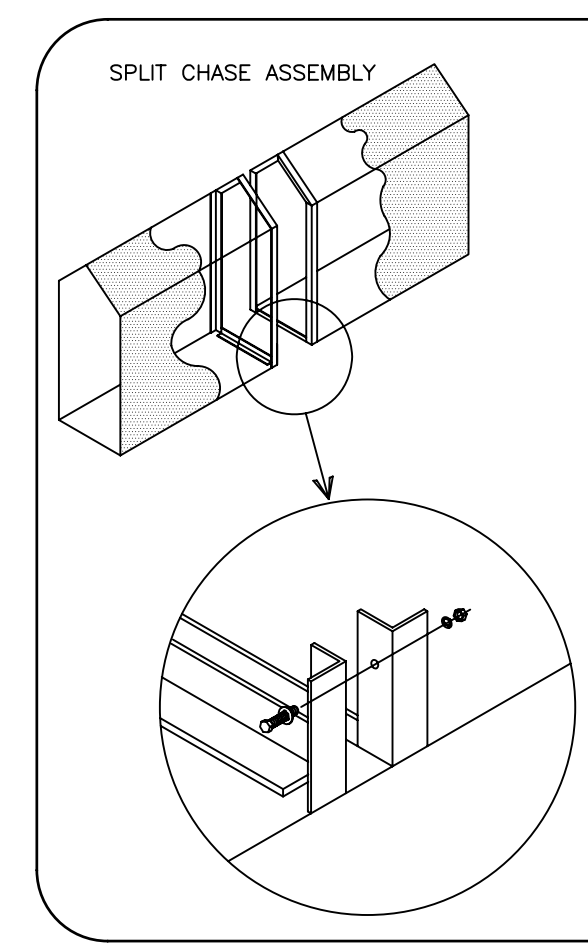
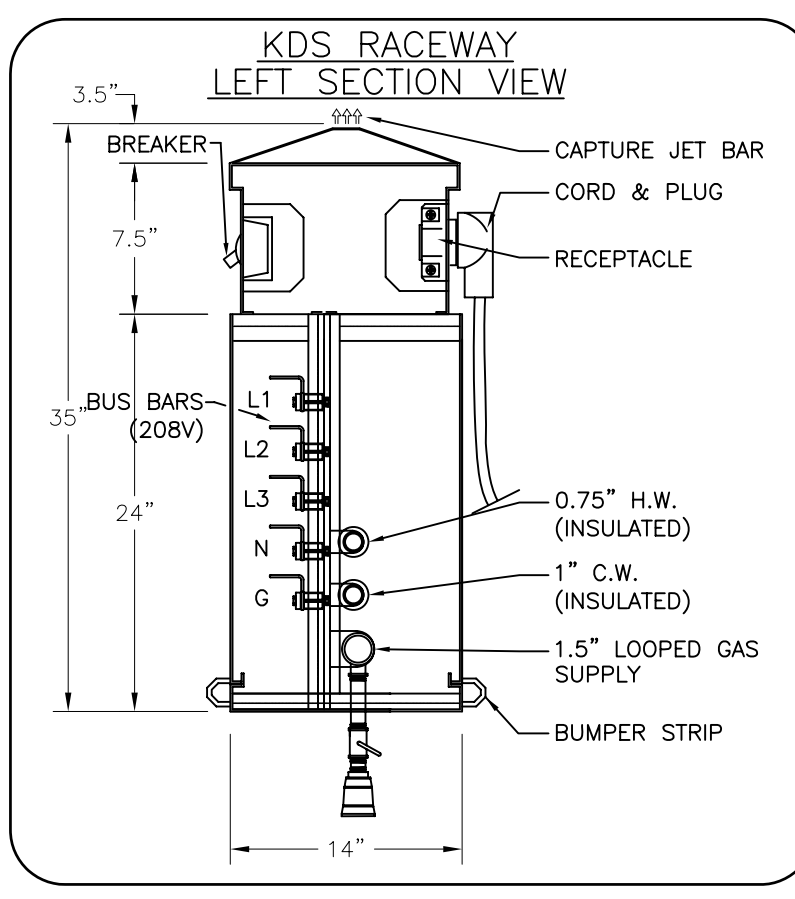
NOTE: QUICK DISCONNECTS & RESTRAINING CABLES ARE PROVIDED BY HALTON

SYMBOL CHART

- ⊕ ELECTRICAL CONNECTION
- C.W. CONNECTION
- H.W. CONNECTION
- ⊗ GAS CONNECTION
- ⊖ FILTERED CONN. (REMOTE)
- ⊙ STEAM
- ⊙ CONDENSATION RETURN

NOTE: RESTRAINING CABLES ON ALL APPLIANCES VERIFY THE APPLIANCE MAKE, MODEL, AND UTILITY REQUIREMENTS.

MAT'L: 18 ga., 300 SERIES s/s, #4 FINISH



GENERAL NOTES FOR UTILITY DISTRIBUTION SYSTEM

FOOD SERVICE EQUIPMENT CONTRACT REQUIREMENTS

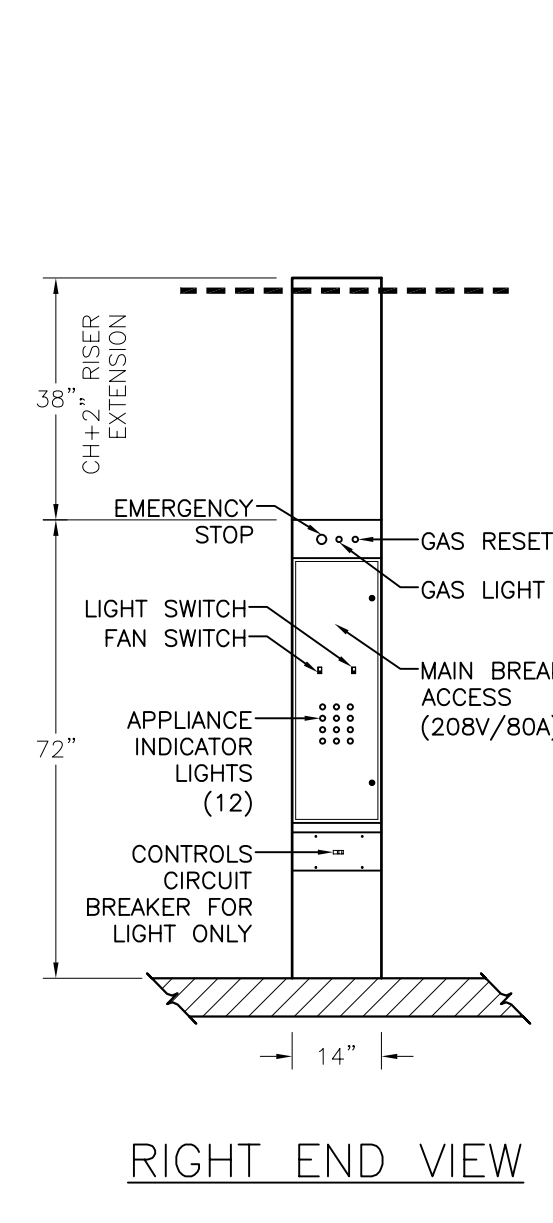
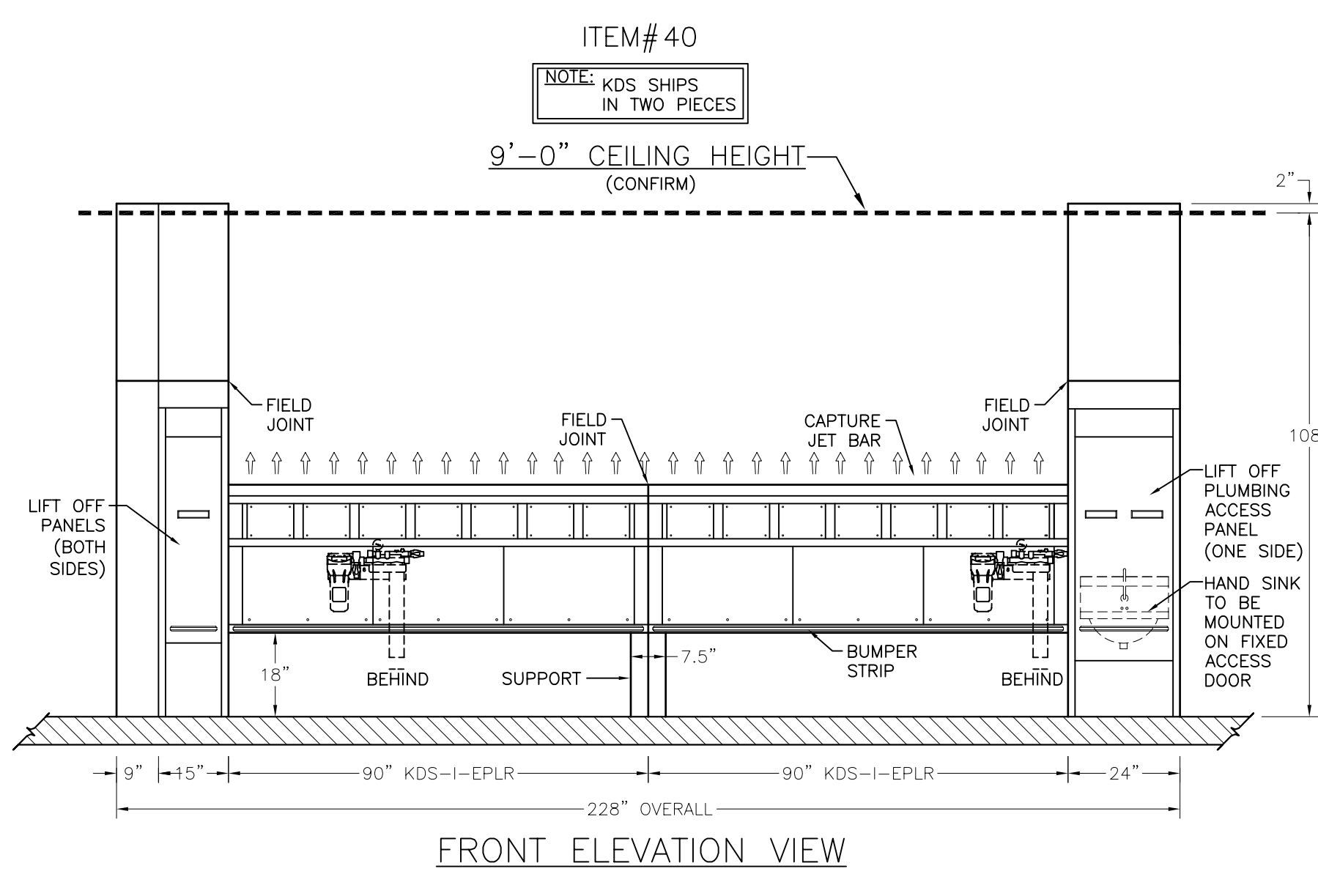
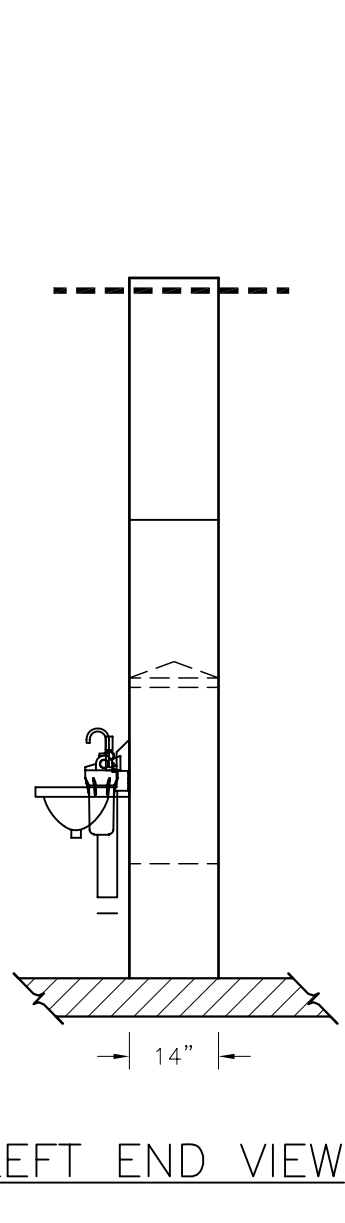
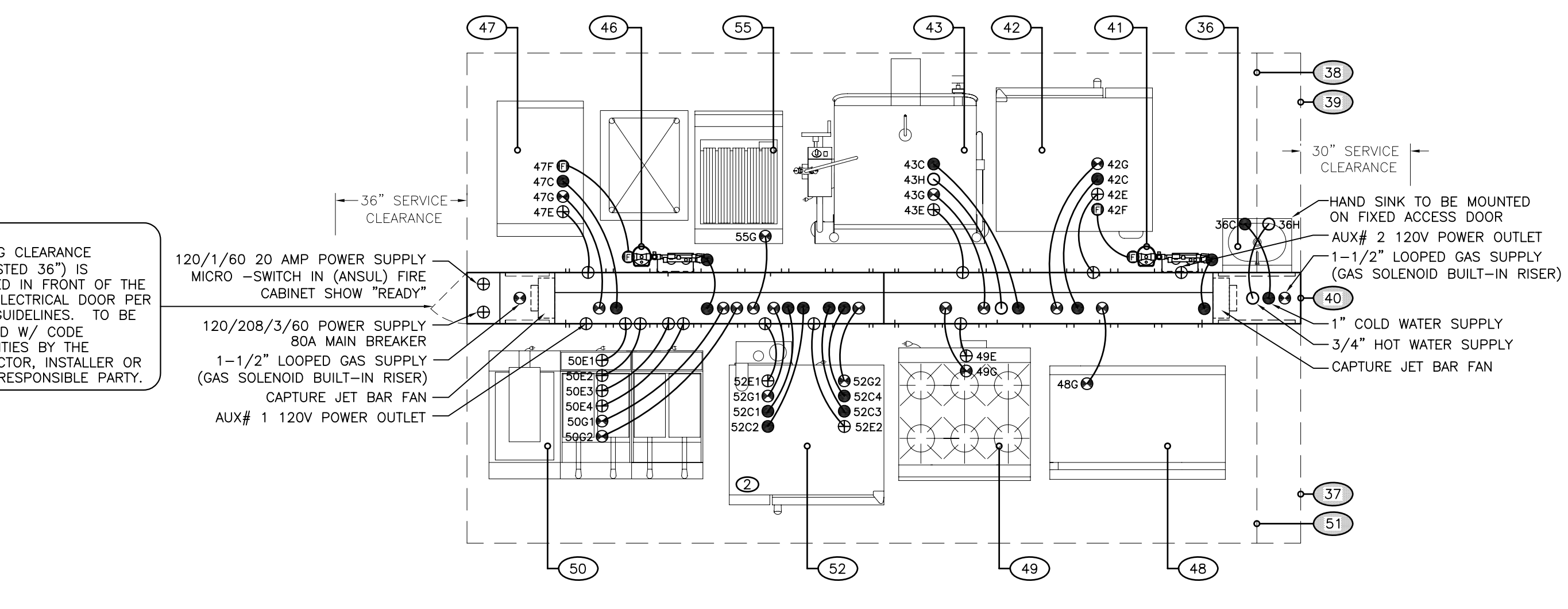
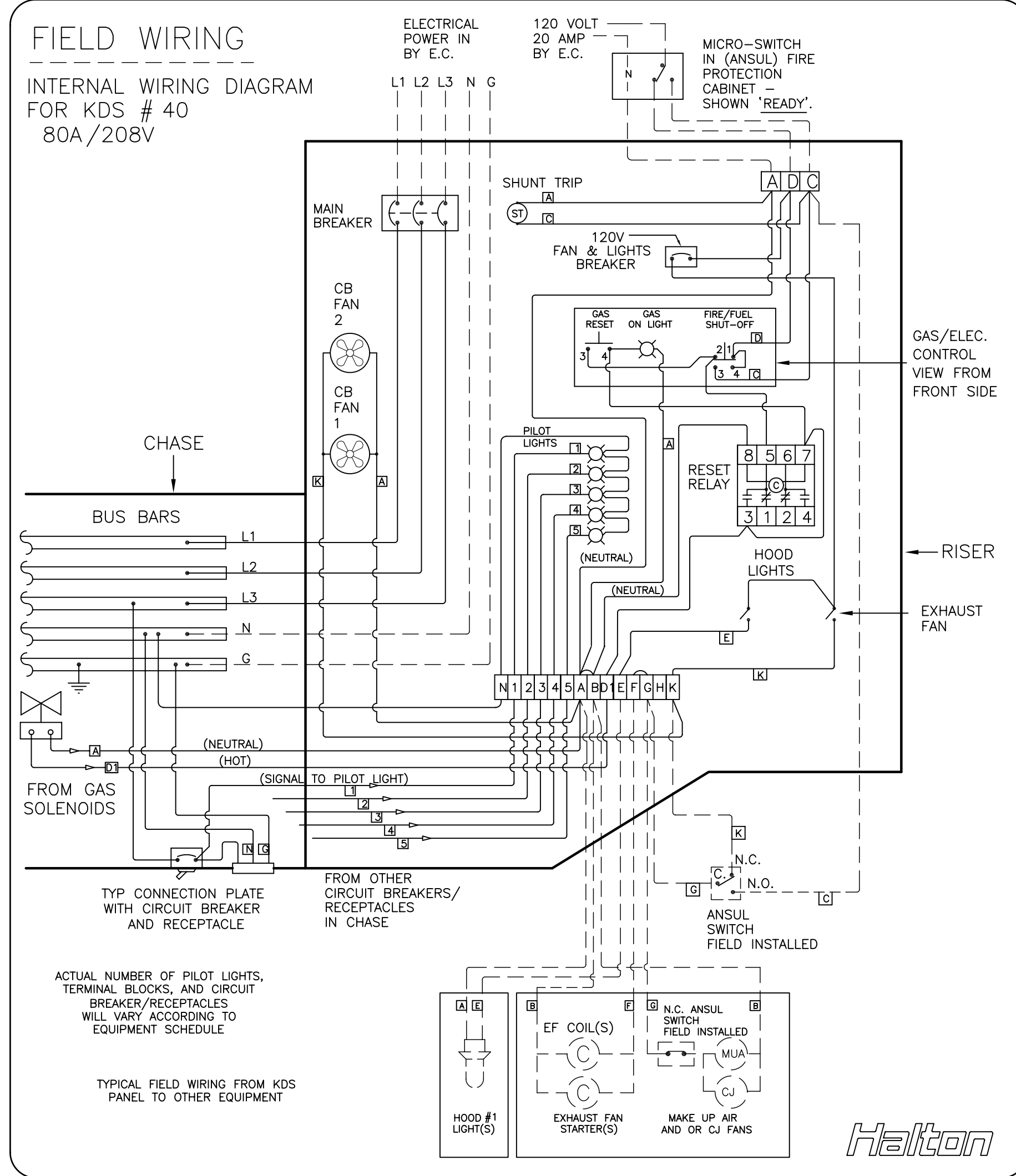
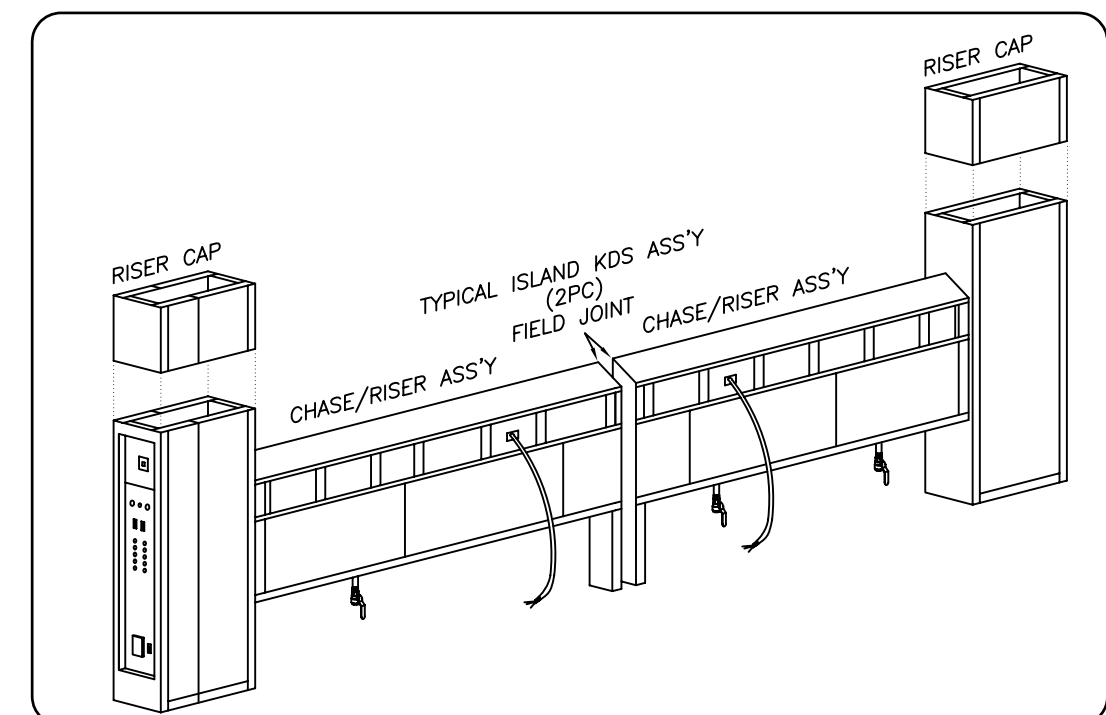
- VERIFY MAKE, MODEL, UTILITY REQUIREMENTS AND LOCATION OF ALL EQUIPMENT TO BE SERVICED BY UTILITY SYSTEM.
- VERIFY ALL UTILITY ROUGH-IN'S.
- DISTRIBUTION OF SUBMITTAL DRAWINGS, INSTALLATION MANUALS, OPERATION MANUALS, ETC. TO RESPECTIVE TRADES AND END USERS.
- DELIVERY AND INSTALLATION OF UNIT(S) PER DRAWINGS.
- VERIFY COMPLIANCE WITH ALL LOCAL CODES & AGENCIES.

ELECTRICAL SERVICE EQUIPMENT CONTRACT REQUIREMENTS

- INSTALL 2 WIRE CIRCUIT AND MATERIALS REQUIRED TO TERMINAL BLOCKS FOR VENTILATOR CONTROLS AND FIRE PROTECTION CIRCUIT.
- INTERCONNECT LIGHT SWITCH(S) LOCATED IN UTILITY RISER TO VENTILATOR HOOD LIGHTS. LOCATION OF FIXTURE & BOX SHOWN ON VENTILATOR HOOD DRAWINGS.
- INSPECT FOR LOOSE CONNECTIONS (CAUSED BY SHIPPING) AND TIGHTEN AS REQUIRED.
- REMOVE AND REPLACE ACCESS PANELS AND ENCLOSURES NECESSARY FOR CONNECTION AND INSTALLATION OF SYSTEM.
- INSTALL ELECTRICAL SERVICE(S) K.O. CONDUIT WIRING AND OVERLOAD PROTECTION DEVICE(S) RATED AT A CONTINUOUS OPERATING LOAD OF: 80 AMPS 208/120/3Ø VOLTS

PLUMBING CONTRACT REQUIREMENTS

- PROVIDE GAS SERVICE AND CONNECTIONS OF THE SAME TO CONNECTION POINT AS SHOWN ON HALTON DRAWINGS. 1.5" NPT. GAS 2275 MBH @ 14".
- PROVIDE HOT WATER SERVICE AND CONNECTION OF SAME TO CONNECTION POINT AS SHOWN ON HALTON DRAWING @ 7.5" NPT, 40 PSIG. MAX. 140°F TO 180°F.
- PROVIDE COLD WATER SERVICE AND CONNECTION OF SAME TO CONNECTION POINT AS SHOWN ON HALTON DRAWING 1" NPT, 40 PSIG.
- INTERCONNECT ALL PIPE CONNECTION UNITS AT FIELD JOINT. ALL UNIONS PROVIDED AND PRE-FITTED AT FACTORY.
- REMOVAL AND REPLACEMENT OF ACCESS PANELS, DOORS, ENCLOSURE TRIM, ETC. NECESSARY FOR PROVIDING FIELD CONNECTIONS FOR SYSTEM.
- TEST ALL FIELD JOINTS FOR LEAKAGE, TIGHTEN AS REQUIRED. TEST ALL FACTORY JOINTS AND FITTINGS FOR LEAKAGE RESULTING FROM SHIPPING AND HANDLING.
- ALL OTHER CONNECTIONS REQUIRED FOR ACCESSORY EQUIPMENT, CONNECTIONS AND INSULATION BY PLUMBING CONTRACTOR.
- COST OF FIELD TESTING AND CERTIFYING BACK FLOW PREVENTERS BY PLUMBING CONTRACTOR
- ANY TESTING REQUIRED BY THE AHJ ON THE BACKFLOW PREVENTER TO BE PERFORMED BY THE PLUMBER OR OTHER TRADE AFTER INSTALLATION IS COMPLETED AND NOT BY HALTON.



THIS DRAWING MUST BE CHECKED, SIGNED AND RETURNED TO THE APPROPRIATE FACTORY. PLEASE RETURN WITH THE FOLLOWING:

- DIMENSIONS INFORMATION, MOUNTING POSITIONS
- THE LOCATION AND TYPE OF COOKING EQUIPMENT.

NOTE TO APPROVER: ANY CHANGES IN COOKING EQUIPMENT SUCH AS INCREASED ENERGY INPUTS OR EQUIPMENT CHANGES OCCUR, A RECALCULATION MUST BE PERFORMED. ANY CHANGES MUST BE APPROVED BY HALTON.

REVISION AND RESUBMIT APPROVED FOR FABRICATION WITH NO CHANGES AS NOTED WITH CHANGES AS NOTED

APPROVED BY: _____ DATE: _____

MAIL APPROVED DRAWINGS TO APPROPRIATE FACTORY BELOW: WEBSITE: WWW.HALTONCOMPANY.COM

HALTON CO. (USA)
101 INDUSTRIAL DRIVE
SCOTTSDALE, KY 42164
1-270-237-5600

HALTON CO. (CANADA)
1021 BREVIK PLACE
MISSISSAUGA, ON L4W 3R7
1-905-624-0301

PROJECT: JOLIET JR. COLLEGE
LOCATION: JOLIET, IL
DRAWN BY: A.F. DATE: 03.05.10
SCALE: 3/8" = 1'-0"
CONSULTANT:

REVISION DESCRIPTION
1. FOR RELEASE
2.
3.
4.
5.
6.
7.

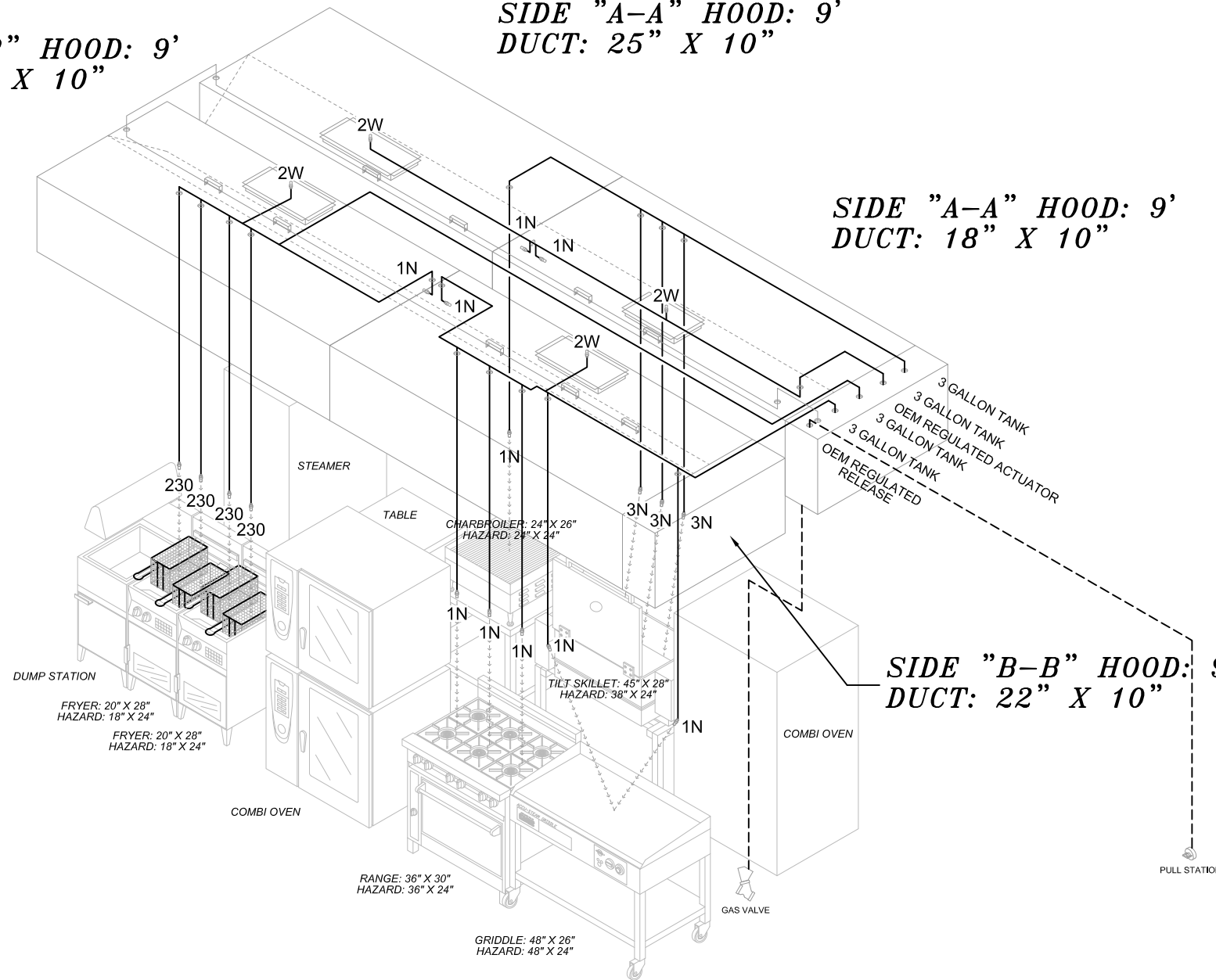
DRAWING TITLE: FIRE SYSTEM DETAILS
DRAWING No.: U10-101
REV. NO.: 1 SHEET NO.: 7 of 7

SIDE "B-B" HOOD: 9'
DUCT: 22" X 10"

SIDE "A-A" HOOD: 9'
DUCT: 25" X 10"

SIDE "A-A" HOOD: 9'
DUCT: 18" X 10"

SIDE "B-B" HOOD: 9'
DUCT: 22" X 10"



INSTALLATION NOTES

THE R-102 RESTAURANT FIRE SUPPRESSION SYSTEM HAS BEEN TESTED AND IS LISTED BY UNDERWRITERS LABORATORIES, INC. AS A PRE-ENGINEERED SYSTEM, WHICH IS A POTASSIUM-BASED SOLUTION.

THE R-102 SYSTEM REQUIRES 3/8" SCHEDULE 40 BLACK IRON, CHROME-PLATED, OR STAINLESS STEEL PIPE FITTINGS.

HOOD PENETRATIONS SHALL HAVE A LIQUID TIGHT CONTINUOUS EXTERNAL WELD. PENETRATIONS MAY ALSO BE SEALED BY OTHER LISTED DEVICES THAT ARE EVALUATED UNDER THE SAME CONDITIONS OF FIRE SEVERITY AS THE HOOD OR ENCLOSURE OF LISTED GREASE EXTRACTORS, AND WHOSE PRESENCE DOES NOT DETRACT FROM THE HOOD OR DUCT'S STRUCTURAL INTEGRITY.

THE PULL STATION WILL BE INSTALLED NOT LESS THAN 42" OR MORE THAN 48" ABOVE THE FLOOR. AT LEAST 10 FEET, BUT NO MORE THAN 20 FEET ON A MEANS OF EGRESS.

EXHAUST FANS IN THE VENTILATION SYSTEM SHOULD BE LEFT ON.

THE INSTALLED SYSTEM WILL CONFORM TO NFPA 17A, 96, UL300 LISTINGS, AND INTERNATIONAL BUILDING CODES.

THE INSTALLER SHALL CERTIFY TO THE AUTHORITY HAVING JURISDICTION THAT THE SYSTEM HAS BEEN INSTALLED IN ACCORDANCE WITH THE APPROVED PLANS AND THE MANUFACTURER'S LISTED INSTALLATION AND MAINTENANCE MANUAL.

DRAWING DATE
03-18-10

FLOWPOINTS
35

NOZZLE FLOW POINT SUMMARY CHART

TYPE OF NOZZLE	NUMBER OF NOZZLES	FLOWPOINTS PER NOZZLE	TOTAL FLOWPOINTS
1/2N	0	1/2	0
1100	0	1	0
1F	0	1	0
1N	10	1	10
1W	0	1	0
2W	4	2	8
230	4	2	8
245	0	2	0
260	0	2	0
290	0	2	0
2120	0	2	0
3N	3	3	9
TOTAL # OF NOZZLES:	21		
TOTAL FLOW POINTS:	35		

DRAWN BY: J.E.M.

SCALE: 1/4" = 1'

DETECTOR ASSEMBLY:

REVISED:

REVISED:

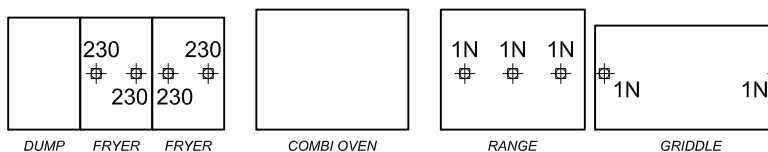
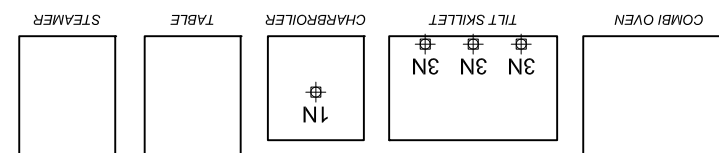
REVISED:

THIS IS A FOUR TANK, 12 GALLON SYSTEM. SYSTEM HAS A MAXIMUM OF 11 FLOW POINT CAPACITY ON EACH 3 GALLON TANK. (4) 9' HOODS

PLANVIEW

GAS RAD CHAR 1N NOZZLE 1 F.P. HAZARD AREA 24" X 36" CENTER LOCATED NOZZLE HT. 15" - 40"

TILT SKILLET 3N NOZZLE 3 F.P. HAZARD AREA 19 1/2" X 25 3/8" LOCATED AT FRONT EDGE; AIMED AT CENTER NOZZLE HT. 21" - 34"



FRYER 230 NOZZLE 2 F.P. HAZARD AREA 14" X 21" CENTER LOCATED W/ DRIP BOARD NOZZLE HT. 27" - 47"

RANGE 1N NOZZLE 1 F.P. HAZARD AREA 12" X 32" CENTER LOCATED NOZZLE HT. 30" - 40"

GRIDDLE 1N NOZZLE 1 F.P. HAZARD AREA 36" X 30" PERIMETER LOCATED NOZZLE HT. 35" - 40"

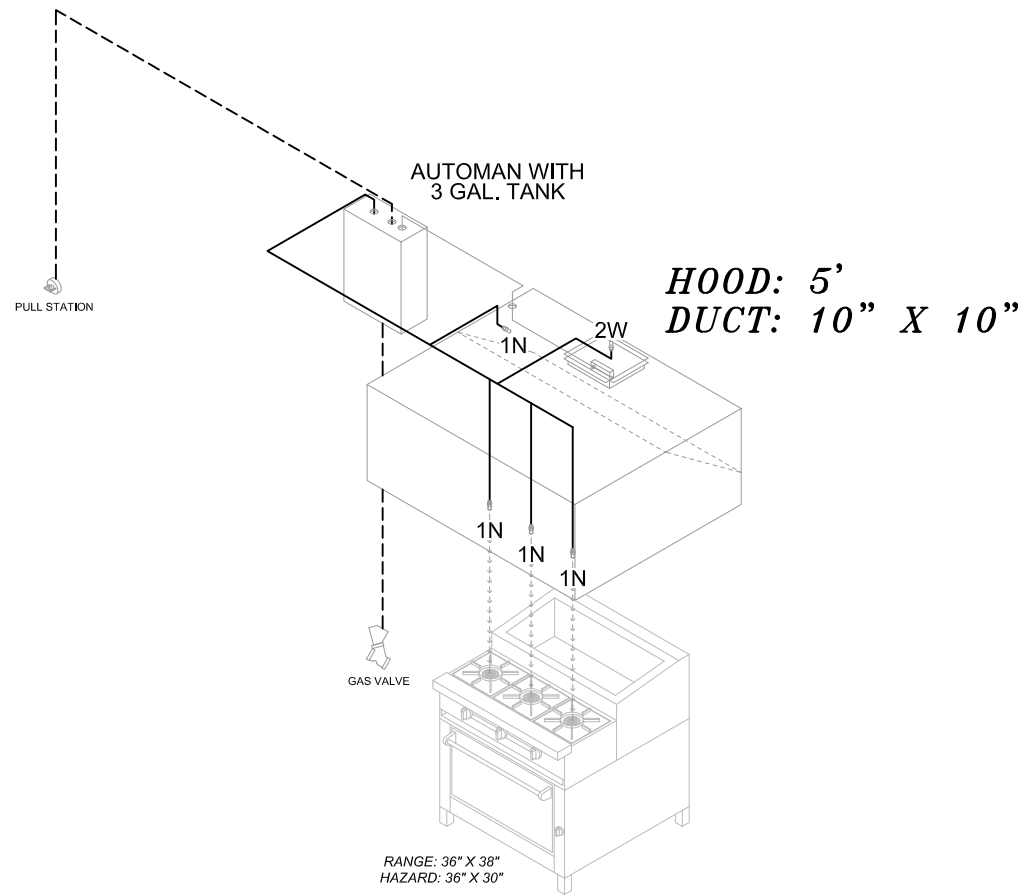
SYSTEM #1

AS-BUILT 07.18.11

JOLIET JUNIOR COLLEGE
1215 HOUBOLT ROAD
JOLIET, IL 60431-8938

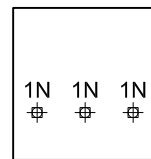
FOX VALLEY FIRE & SAFETY
2730 PINNACLE DRIVE • ELGIN, IL 60124
PHONE: 847-695-5990 • FAX: 847-695-FOXX (3699)
WWW.FOXVALLEYFIRE.COM
ONE COMPANY DOES IT ALL





PLANVIEW

RANGE 1N NOZZLE 1 F.P.
 HAZARD AREA 12" X 32"
 CENTER LOCATED
 NOZZLE HT. 30" - 40"



INSTALLATION NOTES

THE R-102 RESTAURANT FIRE SUPPRESSION SYSTEM HAS BEEN TESTED AND IS LISTED BY UNDERWRITERS LABORATORIES, INC. AS A PRE-ENGINEERED SYSTEM, WHICH IS A POTASSIUM-BASED SOLUTION.

THE R-102 SYSTEM REQUIRES 3/8" SCHEDULE 40 BLACK IRON, CHROME-PLATED, OR STAINLESS STEEL PIPE FITTINGS.

HOOD PENETRATIONS SHALL HAVE A LIQUID TIGHT CONTINUOUS EXTERNAL WELD. PENETRATIONS MAY ALSO BE SEALED BY OTHER LISTED DEVICES THAT ARE EVALUATED UNDER THE SAME CONDITIONS OF FIRE SEVERITY AS THE HOOD OR ENCLOSURE OF LISTED GREASE EXTRACTORS, AND WHOSE PRESENCE DOES NOT DETRACT FROM THE HOOD OR DUCT'S STRUCTURAL INTEGRITY.

THE PULL STATION WILL BE INSTALLED NOT LESS THAN 42" OR MORE THAN 48" ABOVE THE FLOOR. AT LEAST 10 FEET, BUT NO MORE THAN 20 FEET ON A MEANS OF EGRESS.

EXHAUST FANS IN THE VENTILATION SYSTEM SHOULD BE LEFT ON.

THE INSTALLED SYSTEM WILL CONFORM TO NFPA 17A, 96, UL300 LISTINGS, AND INTERNATIONAL BUILDING CODES.

THE INSTALLER SHALL CERTIFY TO THE AUTHORITY HAVING JURISDICTION THAT THE SYSTEM HAS BEEN INSTALLED IN ACCORDANCE WITH THE APPROVED PLANS AND THE MANUFACTURER'S LISTED INSTALLATION AND MAINTENANCE MANUAL.

DRAWING DATE
03-18-10

FLOWPOINTS
6

NOZZLE FLOW POINT SUMMARY CHART

TYPE OF NOZZLE	NUMBER OF NOZZLES	FLOWPOINTS PER NOZZLE	TOTAL FLOWPOINTS
1/2N	0	1/2	0
1100	0	1	0
1F	0	1	0
1N	4	1	4
1W	0	1	0
2W	1	2	2
230	0	2	0
245	0	2	0
260	0	2	0
290	0	2	0
2120	0	2	0
3N	0	3	0
TOTAL # OF NOZZLES:			5
TOTAL FLOW POINTS:			6

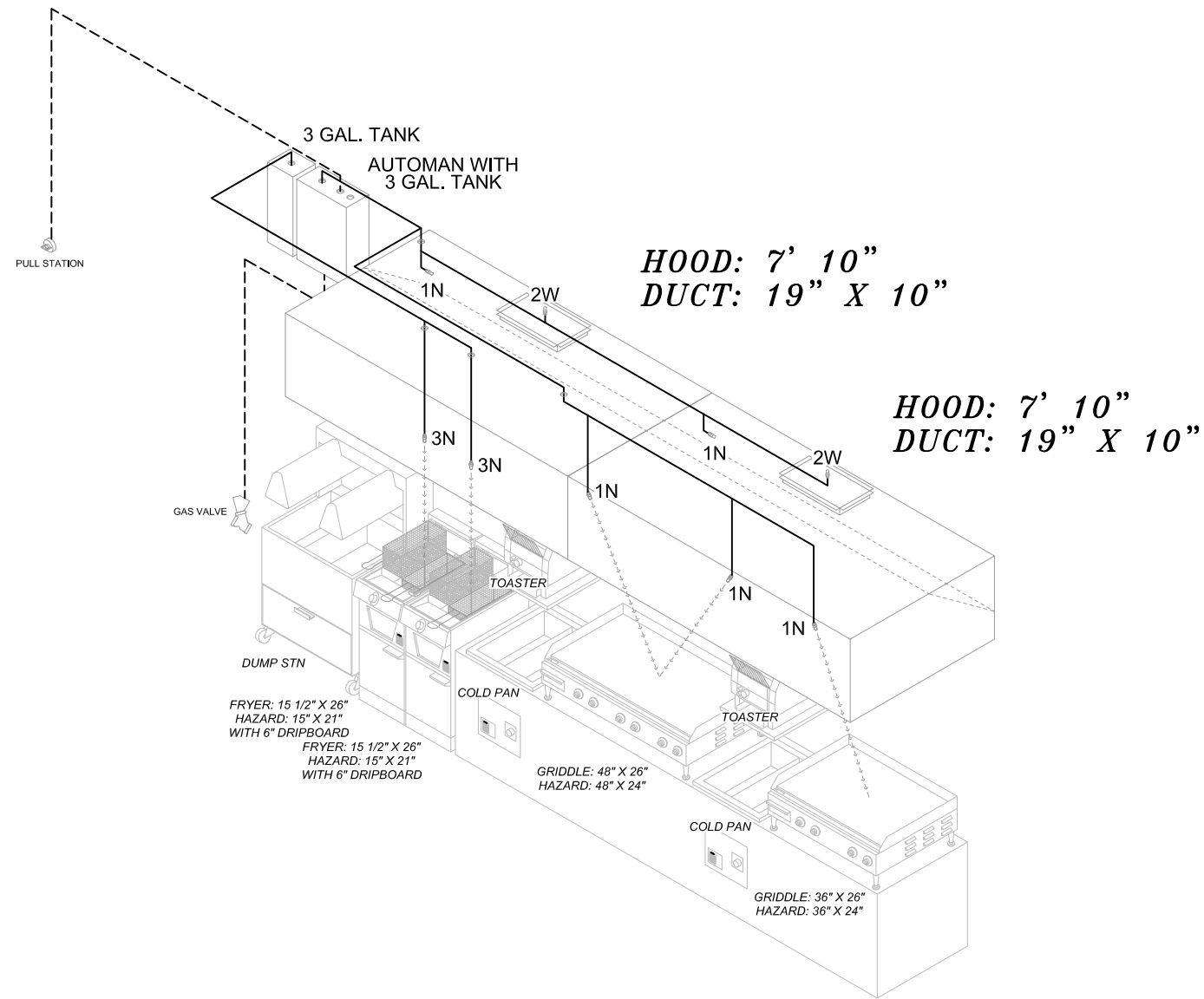
THIS IS A ONE TANK, 3 GALLON SYSTEM.
 SYSTEM HAS A MAXIMUM OF 11 FLOW POINT CAPACITY ON EACH 3 GALLON TANK.
 (1) 5' HOOD

JOLIET JUNIOR COLLEGE
 1215 HOUBOLT ROAD
 JOLIET, IL 60431-8938

DETECTOR ASSEMBLY: **J.E.M.**
 DRAWN BY:
 SCALE: 1/4" = 1'
 REVISED:
 REVISED:
 REVISED:
 REVISED:

FOX VALLEY FIRE & SAFETY
 2730 PINNACLE DRIVE • ELGIN, IL 60124
 PHONE: 847-695-5990 • FAX: 847-695-FOXX (3699)
 WWW.FOXVALLEYFIRE.COM
 ONE COMPANY DOES IT ALL





INSTALLATION NOTES

THE R-102 RESTAURANT FIRE SUPPRESSION SYSTEM HAS BEEN TESTED AND IS LISTED BY UNDERWRITERS LABORATORIES, INC. AS A PRE-ENGINEERED SYSTEM, WHICH IS A POTASSIUM-BASED SOLUTION.

THE R-102 SYSTEM REQUIRES 3/8" SCHEDULE 40 BLACK IRON, CHROME-PLATED, OR STAINLESS STEEL PIPE FITTINGS.

HOOD PENETRATIONS SHALL HAVE A LIQUID TIGHT CONTINUOUS EXTERNAL WELD. PENETRATIONS MAY ALSO BE SEALED BY OTHER LISTED DEVICES THAT ARE EVALUATED UNDER THE SAME CONDITIONS OF FIRE SEVERITY AS THE HOOD OR ENCLOSURE OF LISTED GREASE EXTRACTORS, AND WHOSE PRESENCE DOES NOT DETRACT FROM THE HOOD OR DUCT'S STRUCTURAL INTEGRITY.

THE PULL STATION WILL BE INSTALLED NOT LESS THAN 42" OR MORE THAN 48" ABOVE THE FLOOR. AT LEAST 10 FEET, BUT NO MORE THAN 20 FEET ON A MEANS OF EGRESS.

EXHAUST FANS IN THE VENTILATION SYSTEM SHOULD BE LEFT ON.

THE INSTALLED SYSTEM WILL CONFORM TO NFPA 17A, 96, UL300 LISTINGS, AND INTERNATIONAL BUILDING CODES.

THE INSTALLER SHALL CERTIFY TO THE AUTHORITY HAVING JURISDICTION THAT THE SYSTEM HAS BEEN INSTALLED IN ACCORDANCE WITH THE APPROVED PLANS AND THE MANUFACTURER'S LISTED INSTALLATION AND MAINTENANCE MANUAL.

DRAWING DATE
03-19-10

FLOWPOINTS
15

NOZZLE FLOW POINT SUMMARY CHART

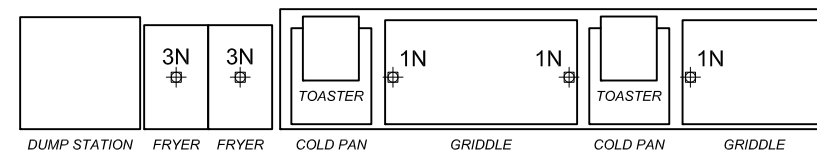
TYPE OF NOZZLE	NUMBER OF NOZZLES	FLOWPOINTS PER NOZZLE	TOTAL FLOWPOINTS
1/2N	0	1/2	0
1100	0	1	0
1F	0	1	0
1N	5	1	5
1W	0	1	0
2W	2	2	4
230	0	2	0
245	0	2	0
260	0	2	0
290	0	2	0
2120	0	2	0
3N	2	3	6
TOTAL # OF NOZZLES:			9
TOTAL FLOW POINTS:			15

THIS IS A TWO TANK, 6 GALLON SYSTEM.
SYSTEM HAS A MAXIMUM OF 11 FLOW POINT CAPACITY ON EACH 3 GALLON TANK.
(2) 7' 10" HOODS

PLANVIEW

FRYER 3N NOZZLE 3 F.P.
HAZARD AREA 19 1/2" X 25 3/8"
CENTER LOCATED W/ DRIP BOARD
NOZZLE HT. 21" - 34"

GRIDDLE 1N NOZZLE 1 F.P.
HAZARD AREA 36" X 30"
PERIMETER LOCATED
NOZZLE HT. 35" - 40"



SYSTEM #3

AS-BUILT 07.18.11

JOLIET JUNIOR COLLEGE
1215 HOUBOLT ROAD
JOLIET, IL 60431-8938

DETECTOR ASSEMBLY: J.I.E.M.
SCALE: 1/4" = 1'
DRAWN BY:
REVISED:
REVISED:
REVISED:
REVISED:

FOX VALLEY FIRE & SAFETY
2730 PINNACLE DRIVE • ELGIN, IL 60124
PHONE: 847-695-5990 • FAX: 847-695-FOXX (3699)
WWW.FOXVALLEYFIRE.COM
ONE COMPANY DOES IT ALL

